



[DBPR HOME](#) | [ABOUT DBPR](#) | [DBPR DIVISIONS](#) | [CONTACT DBPR](#)

[BCIS Home](#) | [Log In](#) | [User Registration](#) | [Hot Topics](#) | [Submit Surcharge](#) | [Stats & Facts](#) | [Publications](#) | [Contact Us](#) | [BCIS Site Map](#) | [Links](#) | [Search](#)



Product Approval
 USER: Public User

[Product Approval Menu](#) > [Product or Application Search](#) > [Application List](#) > **Application Detail**

OFFICE OF THE SECRETARY

FL #	FL5680-R38
Application Type	Revision
Code Version	2023
Application Status	Approved
Comments	
Archived	<input type="checkbox"/>
Product Manufacturer	GAF
Address/Phone/Email	1 Campus Drive Parsippany, NJ 07054 (800) 766-3411 mstieh@gaf.com
Authorized Signature	Robert Nieminen lreith@nemoetc.com
Technical Representative	William Broussard
Address/Phone/Email	1 Campus Drive Parsippany, NJ 07054 (800) 766-3411 TechnicalQuestionsGAF@gaf.com
Quality Assurance Representative	
Address/Phone/Email	
Category	Roofing
Subcategory	Modified Bitumen Roof System
Compliance Method	Evaluation Report from a Florida Registered Architect or a Licensed Florida Professional Engineer <input type="checkbox"/> Evaluation Report - Hardcopy Received
Florida Engineer or Architect Name who developed the Evaluation Report	Robert J.M. Nieminen
Florida License	PE-59166
Quality Assurance Entity	UL LLC
Quality Assurance Contract Expiration Date	03/23/2025
Validated By	John W. Knezevich, PE <input checked="" type="checkbox"/> Validation Checklist - Hardcopy Received

Certificate of Independence [FL5680_R38_COI_2023_07_COI_NIEMINEN.pdf](#)

Referenced Standard and Year (of Standard)	Standard	Year
	ASTM D2178	2015
	ASTM D4601	2012
	ASTM D4897	2016
	ASTM D6163	2016
	ASTM D6164	2016
	ASTM D6222	2016
	ASTM D6298	2016
	FM 4470	2016
	FM 4474	2011

Equivalence of Product Standards
Certified By

Sections from the Code

Product Approval Method Method 1 Option D

Date Submitted 08/06/2023
Date Validated 08/08/2023
Date Pending FBC Approval 08/10/2023
Date Approved 10/17/2023

Summary of Products

FL #	Model, Number or Name	Description
5680.1	Ruberoid Modified Bitumen Roof Systems (HVHZ)	SBS and APP Modified Bitumen Roof Systems for use in FBC HVHZ jurisdictions.
Limits of Use Approved for use in HVHZ: Yes Approved for use outside HVHZ: No Impact Resistant: N/A Design Pressure: +N/A/-465 Other: 1.) The design pressure noted herein pertains to one specific system. Refer to the PEER Appendix for all systems and max. design pressures. 2.) Refer to PEER Section 5 for Limits of Use.		Installation Instructions FL5680_R38_II_2023_08_06_FINAL_A1_PEER-GAF-007.B_HVHZ_FL5680-R38.pdf Verified By: Robert Nieminen PE-59166 Created by Independent Third Party: Yes Evaluation Reports FL5680_R38_AE_2023_08_06_FINAL_PEER-GAF-007.B_HVHZ_FL5680-R38.pdf Created by Independent Third Party: Yes
5680.2	Ruberoid Modified Bitumen Roof Systems (NON-HVHZ)	SBS and APP Modified Bitumen Roof Systems for use in FBC non-HVHZ jurisdictions.
Limits of Use Approved for use in HVHZ: No Approved for use outside HVHZ: Yes Impact Resistant: N/A Design Pressure: +N/A/-465 Other: 1.) The design pressure noted herein pertains to one specific system. Refer to the PEER Appendix for all systems and max. design pressures. 2.) Refer to PEER Section 5 for Limits of Use.		Installation Instructions FL5680_R38_II_2023_08_06_FINAL_A1_PEER-GAF-007.A_NON-HVHZ_FL5680-R38.pdf Verified By: Robert Nieminen PE-59166 Created by Independent Third Party: Yes Evaluation Reports FL5680_R38_AE_2023_08_06_FINAL_PEER-GAF-007.A_NON-HVHZ_FL5680-R38.pdf Created by Independent Third Party: Yes

[Back](#) [Next](#)

Contact Us :: 2601 Blair Stone Road, Tallahassee FL 32399 Phone: 850-487-1824

The State of Florida is an AA/EEO employer. [Copyright 2007-2013 State of Florida.](#) :: [Privacy Statement](#) :: [Accessibility Statement](#) :: [Refund Statement](#)

Under Florida law, email addresses are public records. If you do not want your e-mail address released in response to a public-records request, do not send electronic mail to this entity. Instead, contact the office by phone or by traditional mail. If you have any questions, please contact 850.487.1395. *Pursuant to Section 455.275(1), Florida Statutes, effective October 1, 2012, licensees licensed under Chapter 455, F.S. must provide the Department with an email address if they have one. The emails provided may be used for official communication with the licensee. However email addresses are public record. If you do not wish to supply a personal address, please provide the Department with an email address which can be made available to the public. To determine if you are a licensee under Chapter 455, F.S., please click [here](#).





NEMO|etc.

Certificate of Authorization #32455
353 Christian Street, Unit #13
Oxford, CT 06478
(203) 262-9245

ENGINEER

EVALUATE

TEST

CONSULT

P.E. EVALUATION REPORT (PEER)

GAF

1 Campus Drive
Parsippany, NJ 07054
(800) 766-3411

PEER-GAF-007.B.R27

FL5680-R38 (HVHZ)

Date of Issuance: 12/18/2013

Revision 27: 08/06/2023

SCOPE:

This P.E. Evaluation Report (henceforth 'PEER') is issued under **F.A.C. Rule 61G20-3** and the applicable rules and regulations governing the use of construction materials in the State of Florida. The documentation submitted has been reviewed by Robert Nieminen, P.E. for use of the product under the Florida Building Code. The product described herein has been evaluated for compliance with the **8th Edition (2023) Florida Building Code, High Velocity Hurricane Zone sections noted herein.**

DESCRIPTION: Ruberoid® Modified Bitumen Roof Systems (HVHZ)

LABELING: Labeling shall be in accordance with the requirements of the Accredited Quality Assurance Agency noted herein.

CONTINUED COMPLIANCE: This PEER is valid until such time as the named product(s) changes, the referenced Quality Assurance or production facility location(s) changes, or Code provisions that relate to the product(s) change. Acceptance of our PEERs by the named client constitutes agreement to notify NEMO ETC, LLC of any changes to the product(s), the Quality Assurance or the production facility location(s). NEMO ETC, LLC requires a complete review of its PEER relative to updated Code requirements with each Code Cycle.


ADVERTISEMENT: The Florida Product Approval Number (FL#) preceded by the words "NEMO P.E. Evaluated" may be displayed in advertising literature. If any portion of the PEER is displayed, then it shall be done in its entirety.

INSPECTION: Upon request, a copy of this entire PEER shall be provided to the user by the manufacturer or its distributors and shall be available for inspection at the job site at the request of the Building Official.

This PEER consists of pages 1 through 6, plus a 99-page Appendix.

Prepared by: **Digitally signed**
by Robert Nieminen
Date: 2023.08.06
'17:45:56 -04'00

This item has been digitally signed and sealed by Robert Nieminen, P.E. Printed copies of this document are not considered signed and sealed, and the signature must be verified on any electronic copies. Robert Nieminen, Florida P.E. 59166, FBC ANE1983 NEMO ETC, LLC, Florida CA #32455



CERTIFICATION OF INDEPENDENCE:

1. NEMO ETC, LLC does not have, nor does it intend to acquire or will it acquire, a financial interest in any company manufacturing or distributing products it evaluates.
2. NEMO ETC, LLC is not owned, operated or controlled by any company manufacturing or distributing products it evaluates.
3. Robert Nieminen, P.E. does not have nor will acquire, a financial interest in any company manufacturing or distributing products for which the PEERs are being issued.
4. Robert Nieminen, P.E. does not have, nor will acquire, a financial interest in any other entity involved in the approval process of the product.
5. This is a building code evaluation. Neither NEMO ETC, LLC nor Robert Nieminen, P.E. are, in any way, the Designer of Record for any project on which this PEER, or previous versions thereof, is/was used for permitting or design guidance unless retained specifically for that purpose.

ROOFING SYSTEMS EVALUATION:

1. SCOPE:

Product Category: Roofing
Sub-Category: Modified Bitumen Roof Systems
Product Approval Method: Method 1, Option D – Codified Material, Evaluation by Engineer
Compliance Statement: Ruberoid® Modified Bitumen Roof Systems, as produced by GAF, have demonstrated compliance with the following sections of the 8th Edition (2023) Florida Building Code, High Velocity Hurricane Zones (HVHZ) through testing in accordance with the following Standards. Compliance is subject to the [Installation Requirements](#) and [Limitations of Use](#) set forth herein.

2. STANDARDS:

SECTION	PROPERTY	STANDARD	YEAR
TAS 110	Resistance to Foot Traffic	TAS 114, Section 8.9	2011
TAS 110	Wind resistance	TAS 114, Appendix C, D or J	2011
TAS 110	Susceptibility to Hail Damage	TAS 114, Appendix F	2011
TAS 110	Susceptibility to Leakage	TAS 114, Appendix G	2011
TAS 110	Material standard	ASTM D2178	2015
TAS 110	Material standard	ASTM D4601	2012
TAS 110	Material standard	ASTM D4897	2016
TAS 110	Material standard	ASTM D6163	2016
TAS 110	Material standard	ASTM D6164	2016
TAS 110	Material standard	ASTM D6222	2016
TAS 110	Material standard	ASTM D6298	2016

3. REFERENCES:

ENTITY	EXAMINATION	REFERENCE	DATE	ENTITY	EXAMINATION	REFERENCE	DATE
ERD (TST6049)	ASTM D6163 (GA)	G40630.01.14-1	01/06/14	FM (TST1867)	FM 4470/4474	3041535	06/08/11
ERD (TST6049)	ASTM D6164 (GA)	G40630.01.14-2B-R2	01/07/14	FM (TST1867)	FM 4470/4474	797-06540-267	06/21/11
ERD (TST6049)	ASTM D6164 (GA)	G40630.01.14-2C	01/07/14	FM (TST1867)	FM 4470/4474	797-06800-267	09/29/11
ERD (TST6049)	ASTM D6164 (GA)	G40630.01.14-2A	01/07/14	FM (TST1867)	FM 4470/4474	797-07038-267	01/10/12
ERD (TST6049)	ASTM D6164 (GA)	G40630.01.14-2A-1-R1	01/07/14	FM (TST1867)	FM 4470/4474	797-07073-267	01/19/12
ERD (TST6049)	ASTM D4601 (IN)	G43180.01.14-1	01/10/14	FM (TST1867)	FM 4470/4474	3044688	03/01/12
ERD (TST6049)	ASTM D6164 (IN)	G43180.03.14	03/03/14	FM (TST1867)	FM 4470/4474	797-07198-267	03/01/12
ERD (TST6049)	ASTM D6222 (CA-S)	G43190.03.14-2	03/06/14	FM (TST1867)	FM 4470/4474	3044688 (Re-Issue)	03/16/12
ERD (TST6049)	ASTM D6163 (CA-S)	G46160.09.14-2A	09/09/14	FM (TST1867)	FM 4470/4474	3044541	04/04/12
ERD (TST6049)	ASTM D6164 (GA)	G46160.09.14-3B	09/09/14	FM (TST1867)	FM 4470/4474	3044862	05/11/12
ERD (TST6049)	ASTM D6164 (GA)	G46160.09.14-3A	09/09/14	FM (TST1867)	FM 4470/4474	3043900	08/16/12
ERD (TST6049)	ASTM D6164 (GA)	G46160.09.14-3C	09/09/14	FM (TST1867)	FM 4470/4474	3046280	08/22/12
ERD (TST6049)	ASTM D6164 (GA)	G46160.12.14-3E	12/29/14	FM (TST1867)	FM 4470/4474	3046388	09/24/12
ERD (TST6049)	ASTM D6163 (GA)	G46160.03.15	03/11/15	FM (TST1867)	FM 4470/4474	3041769	09/27/12
ERD (TST6049)	ASTM D6163 (GA)	G46160.02.15-2D-1	02/09/16	FM (TST1867)	FM 4470/4474	3046403	09/28/12
ERD (TST6049)	ASTM D4601 (GA)	GAF-SC13285.02.17-2	02/08/17	FM (TST1867)	FM 4470/4474	3046054	12/21/12
ERD (TST6049)	ASTM D6164 (GA)	GAF-SC13285.03.17-5	03/23/17	FM (TST1867)	FM 4470/4474	3046081	02/13/13
ERD (TST6049)	ASTM D6164 (GA)	GAF-SC13105.03.17-R1	03/23/17	FM (TST1867)	FM 4470/4474	797-08150-267	03/07/13
ERD (TST6049)	ASTM D4601 (IN)	GAF-SC16440.12.17	12/31/17	FM (TST1867)	FM 4470/4474	797-08216-267	04/11/13
NEMO (TST6049)	ASTM D6163 (GA)	4S-GAF-18-001.11.18	11/06/18	FM (TST1867)	FM 4470/4474	3048122	04/29/13
NEMO (TST6049)	ASTM D2178 (GA)	4S-GAF-18-001.01.19-1	01/02/19	FM (TST1867)	FM 4470/4474	3047104	05/10/13
NEMO (TST6049)	ASTM D6222 (IN)	4S-GAF-18-001.03.19.A	03/13/19	FM (TST1867)	FM 4470/4474	797-08263-267	05/23/13
NEMO (TST6049)	ASTM D6163 (AR)	4q-GAF-19-SSMBB-02A	04/08/19	FM (TST1867)	FM 4470/4474	797-08264-267	05/23/13
NEMO (TST6049)	ASTM D6164 (AR)	4q-GAF-19-SSMBB-01A	04/08/19	FM (TST1867)	FM 4470/4474	3047237	07/15/13
NEMO (TST6049)	ASTM D4601 (AL)	4q-GAF-21-SSMBB-01.A	09/07/21	FM (TST1867)	FM 4470/4474	797-08670-267	09/16/13
NEMO (TST6049)	ASTM D4897 (AL)	4q-GAF-21-SSMBB-01.B	09/07/21	FM (TST1867)	FM 4470/4474	797-08873-267	11/26/13
NEMO (TST6049)	ASTM D6164 (GA)	4q-GAF-22-SSMBB-01.A	04/22/23	FM (TST1867)	FM 4470/4474	3048871	12/11/13
PRI (TST5878)	ASTM D2178 (AL)	MSA-039-02-02	09/27/17	FM (TST1867)	FM 4470/4474	3048066	12/13/13
PRI (TST5878)	ASTM D2178 (AL)	MSA-039-02-01	09/27/17	FM (TST1867)	FM 4470/4474	797-09016-267	12/17/13
PRI (TST5878)	ASTM D6164 (CA-S)	376T0140	08/18/21	FM (TST1867)	FM 4470/4474	3048496	12/19/13
PRI (TST5878)	ASTM D6222 (CA-S)	376T0143	08/23/21	FM (TST1867)	FM 4470/4474	3049601	01/29/14
PRI (TST5878)	ASTM D6222 (CA-S)	376T0144	08/26/21	FM (TST1867)	FM 4470/4474	797-09984-267	10/28/14
PRI (TST5878)	ASTM D4897 (GA)	376T0227	12/20/21	FM (TST1867)	FM 4470/4474	797-09987-267	10/28/14
PRI (TST5878)	ASTM D4897 (GA)	376T0228	12/20/21	FM (TST1867)	FM 4470/4474	797-10017-267	11/06/14
PRI (TST5878)	ASTM D4601 (GA)	376T0229	12/20/21	FM (TST1867)	FM 4470/4474	RR202724	10/02/15

ENTITY	EXAMINATION	REFERENCE	DATE	ENTITY	EXAMINATION	REFERENCE	DATE
PRI (TST5878)	ASTM D4601 (GA)	376T0240	12/21/21	FM (TST1867)	FM 4470/4474	RR205568	06/15/16
PRI (TST5878)	ASTM D6164 (CA-S)	376T0221	01/17/22	FM (TST1867)	FM 4470/4474	RR205474	08/31/16
PRI (TST5878)	ASTM D6222 (CA-S)	376T0222	01/26/22	FM (TST1867)	FM 4470 / 4474	3058483	12/09/16
PRI (TST5878)	ASTM D6163 (CA-S)	376T0141	01/31/22	FM (TST1867)	FM 4470 / 4474	RR208244	02/02/17
PRI (TST5878)	ASTM D2178 (CA-F)	376T0275	02/03/22	FM (TST1867)	FM 4470 / 4474	RR208306	02/02/17
PRI (TST5878)	ASTM D4601 (CA-F)	376T0276	03/08/22	FM (TST1867)	FM 4470 / 4474	RR208456	02/13/17
PRI (TST5878)	ASTM D6164 (CA-S)	376T0220	05/04/22	FM (TST1867)	FM 4470 / 4474	3062588 (PLA)	08/01/17
PRI (TST5878)	ASTM D6222 (GA)	376T0274	06/01/22	FM (TST1867)	FM 4470 / 4474	Letter	02/13/18
PRI (TST5878)	ASTM D6222 (GA)	376T0241	07/14/22	FM (TST1867)	FM 4470 / 4474	3061784	07/25/18
PRI (TST5878)	ASTM D6222 (GA)	376T0273	08/29/22	FM (TST1867)	FM 4470 / 4474	3055904	10/25/18
PRI (TST5878)	ASTM D6222 (GA)	376T0230	08/29/22	FM (TST1867)	FM 4470 / 4474	RR215191-267	11/07/18
PRI (TST5878)	ASTM D6298 (AR)	824T0098	03/21/23	FM (TST1867)	FM 4470 / 4474	PR450261	10/22/19
ACRC (TST4671)	TAS 114	ACRC 06-041	11/10/06	FM (TST1867)	FM 4470 / 4474	PR453353	01/31/20
ACRC (TST4671)	TAS 114	ACRC 06-042	11/14/06	FM (TST1867)	FM 4470	PR452971	02/19/20
ACRC (TST4671)	TAS 114	ACRC 06-043	11/16/06	FM (TST1867)	FM 4474	PR455417	12/23/20
ACRC (TST4671)	TAS 114	ACRC 006-044	11/16/06	FM (TST1867)	FM 4474	PR458073	04/08/21
ACRC (TST4671)	TAS 114	ACRC 06-048	12/21/06	FM (TST1867)	FM 4474	PR457312	04/20/21
ACRC (TST4671)	TAS 114	ACRC 06-049	12/22/06	FM (TST1867)	FM 4470	RR227768	04/09/21
ACRC (TST4671)	TAS 114	ACRC 06-050	12/28/06	FM (TST1867)	FM 4470	PR459831	04/21/21
ACRC (TST4671)	TAS 114	ACRC 07-006	01/17/07	FM (TST1867)	FM 4474	PR456101	06/24/21
ACRC (TST4671)	TAS 114	ACRC 07-018	04/20/07	FM (TST1867)	FM 4474	PR460889	08/01/22
ACRC (TST4671)	TAS 114	ACRC 07-028	05/08/07	FM (TST1867)	FM 4474	PR460126	09/20/22
ACRC (TST4671)	TAS 114	ACRC 07-030	05/09/07	FM (TST1867)	FM 4474	PR464081	02/20/23
ACRC (TST4671)	TAS 114	ACRC 07-032	05/10/07	F-TEC (TST7393)	TAS 114	08-050187	04/28/08
ACRC (TST4671)	TAS 114	ACRC 07-033	05/10/07	F-TEC (TST7393)	TAS 114	08-050188	04/28/08
ACRC (TST4671)	TAS 114	ACRC 07-041	08/31/07	F-TEC (TST7393)	TAS 114	08-070077	07/25/08
ACRC (TST4671)	TAS 114	ACRC 07-044	09/05/07	F-TEC (TST7393)	TAS 114	08-070084	07/25/08
ACRC (TST4671)	TAS 114	ACRC 07-047	09/07/07	F-TEC (TST7393)	TAS 114	08-050186	10/14/08
ACRC (TST4671)	TAS 114	ACRC 07-081	01/10/08	F-TEC (TST7393)	TAS 114	08-070126	10/14/08
ACRC (TST4671)	TAS 114	ACRC 07-082	01/11/08	F-TEC (TST7393)	TAS 114	08-070122	10/14/08
ACRC (TST4671)	TAS 114	ACRC 08-024	04/18/08	F-TEC (TST7393)	TAS 114	08-070127	10/14/08
ACRC (TST4671)	TAS 114	ACRC 08-034	05/19/08	F-TEC (TST7393)	TAS 114	08-080077	11/17/08
ACRC (TST4671)	TAS 114	ACRC 08-044	07/01/08	F-TEC (TST7393)	TAS 114	08-050181R	04/01/09
ACRC (TST4671)	TAS 114	ACRC 11-043	08/08/11	GAF	Traceability	Declaration	09/12/22
ACRC (TST4671)	TAS 114	ACRC 11-046	08/09/11	IRT (TST7408)	TAS 114	00001	03/30/00
ACRC (TST4671)	TAS 114	ACRC 11-048	08/10/11	IRT (TST7408)	TAS 114	00002	03/30/00
ACRC (TST4671)	TAS 114	ACRC 11-049	08/10/11	IRT (TST7408)	TAS 114	01-039	01/24/02
ACRC (TST4671)	TAS 114	ACRC 11-050	08/11/11	IRT (TST7408)	TAS 114	02-005	01/24/02
ACRC (TST4671)	TAS 114	ACRC 11-051	08/11/11	IRT (TST7408)	TAS 114	02-014	03/26/02
ACRC (TST4671)	TAS 114	ACRC 11-052	08/12/11	IRT (TST7408)	TAS 114	03-003	04/21/03
ACRC (TST4671)	TAS 114	ACRC 11-053	08/17/11	IRT (TST7408)	TAS 114	03-004	04/21/03
ACRC (TST4671)	TAS 114	ACRC 11-054	08/17/11	IRT (TST7408)	TAS 114	04-008	01/26/04
ACRC (TST4671)	TAS 114	ACRC 12-015	04/24/12	ITS (TST1558)	TAS 114	H9486.03-109-18	09/17/18
ACRC (TST4671)	TAS 114	ACRC 12-026	05/10/12	ITS (TST1558)	TAS 114	H9486.04-109-18	09/17/18
ACRC (TST4671)	TAS 114	ACRC 12-034	08/10/12	M-D (CER1592)	TAS 114	18-0208.03	08/09/18
ACRC (TST4671)	TAS 114	ACRC 12-035	08/13/12	M-D (CER1592)	TAS 114	18-0717.05	10/22/18
ACRC (TST4671)	TAS 114	ACRC 16-002	03/04/16	M-D (CER1592)	TAS 114	19-0729.03	10/24/19
ACRC (TST4671)	TAS 114	ACRC 23-016	06/16/23	NEMO (TST6049)	TAS 114	4L-GAF-18-002.05.19.A	05/29/19
ERD (TST6049)	TAS 114	01880.09.03	09/10/03	PRI (TST5878)	TAS 114	GAF-434-02-01	09/16/13
ERD (TST6049)	TAS 114	01516.04.06	04/20/06	PRI (TST5878)	TAS 114	GAF-434-02-03	09/16/13
ERD (TST6049)	TAS 114	4482.10.97-1	12/02/06	PRI (TST5878)	TAS 114	GAF-434-02-04	09/16/13
ERD (TST6049)	TAS 114	G4280LAB.10.06-R1	12/06/07	PRI (TST5878)	TAS 114	GAF-436-02-02	03/06/14
ERD (TST6049)	TAS 114	G36780.07.11-R1	07/18/11	PRI (TST5878)	TAS 114	GAF-436-02-03	03/06/14
ERD (TST6049)	TAS 114	SC8580.11.15-3	11/09/15	PRI (TST5878)	TAS 114	GAF-436-02-04	03/06/14
ERD (TST6049)	TAS 114	SC8580.01.16-1	01/20/16	PRI (TST5878)	TAS 114	GAF-436-02-05	03/06/14
ERD (TST6049)	TAS 114	GAF-SC16825.12.17-1	12/31/17	PRI (TST5878)	TAS 114	GAF-436-02-08	03/06/14
ERD (TST6049)	TAS 114	GAF-SC16825.12.17-3B	12/31/17	PRI (TST5878)	TAS 114	GAF-436-02-09	03/06/14
FM (TST1867)	FM 4470	2B8A4.AM	07/02/97	PRI (TST5878)	TAS 114	GAF-549-02-01	08/08/14
FM (TST1867)	FM 4470	0DOA8.AM	07/09/97	PRI (TST5878)	TAS 114	GAF-549-02-02	08/08/14
FM (TST1867)	FM 4470	1B9A8.AM	09/04/97	PRI (TST5878)	Criticality	GAF-559-02-08	10/16/14
FM (TST1867)	FM 4470	3007500	06/15/00	PRI (TST5878)	TAS 114	GAF-559-02-01	10/16/14
FM (TST1867)	FM 4470	3005640	11/09/00	PRI (TST5878)	TAS 114	GAF-559-02-05	10/16/14
FM (TST1867)	FM 4470	3008178	12/27/00	PRI (TST5878)	TAS 114	GAF-559-02-06	10/16/14
FM (TST1867)	FM 4470	3010215	03/01/01	PRI (TST5878)	TAS 114	GAF-559-02-07	10/16/14
FM (TST1867)	FM 4470	3009788	03/28/01	PRI (TST5878)	TAS 114	GAF-559-02-09	10/16/14
FM (TST1867)	FM 4470	3011140	08/14/01	PRI (TST5878)	TAS 114	GAF-559-02-11	10/16/14
FM (TST1867)	FM 4470	3013614	05/06/02	PRI (TST5878)	TAS 114	GAF-559-02-12	10/16/14
FM (TST1867)	FM 4470	3013788	01/10/03	PRI (TST5878)	TAS 114	GAF-559-02-13	10/16/14
FM (TST1867)	FM 4470	3014547	05/22/03	PRI (TST5878)	TAS 114	GAF-559-02-14	10/16/14
FM (TST1867)	FM 4470	3014692	08/05/03	PRI (TST5878)	TAS 114	GAF-559-02-15	10/16/14

ENTITY	EXAMINATION	REFERENCE	DATE	ENTITY	EXAMINATION	REFERENCE	DATE
FM (TST1867)	FM 4470	3014960	03/05/04	PRI (TST5878)	TAS 114	GAF-559-02-16	10/16/14
FM (TST1867)	FM 4470/4474	3017250	04/05/04	PRI (TST5878)	TAS 114	GAF-559-02-17	10/16/14
FM (TST1867)	FM 4470/4474	3022139	05/26/05	PRI (TST5878)	TAS 114	GAF-559-02-18	10/16/14
FM (TST1867)	FM 4470/4474	3022508	07/20/05	PRI (TST5878)	TAS 114	GAF-559-02-04-R1	03/04/15
FM (TST1867)	FM 4470/4474	3025023	12/14/05	PRI (TST5878)	TAS 114	GAF-559-02-19	04/17/15
FM (TST1867)	FM 4470/4474	797-02095-267	04/26/06	PRI (TST5878)	TAS 114	GAF-746-02-05	12/15/16
FM (TST1867)	FM 4470/4474	3023458	07/18/06	PRI (TST5878)	TAS 114	GAF-746-02-06	12/15/16
FM (TST1867)	FM 4470/4474	3028039	09/11/06	PRI (TST5878)	TAS 114	GAF-755-02-01	02/02/17
FM (TST1867)	FM 4470/4474	3024805	11/20/06	PRI (TST5878)	TAS 114	GAF-755-02-02	02/02/17
FM (TST1867)	FM 4470/4474	3032388	10/30/08	PRI (TST5878)	TAS 114	GAF-755-02-03	02/02/17
FM (TST1867)	FM 4470/4474	3032695	10/30/08	PRI (TST5878)	TAS 114	GAF-755-02-04	02/02/17
FM (TST1867)	FM 4470/4474	3032943	11/06/08	PRI (TST5878)	TAS 114	GAF-747-02-04	09/13/18
FM (TST1867)	FM 4470/4474	3032811	12/11/08	PRI (TST5878)	TAS 114	GAF-747-02-05	09/13/18
FM (TST1867)	FM 4470/4474	3033719	01/16/09	PRI (TST5878)	Criticality	GAF-743-02-01	09/14/18
FM (TST1867)	FM 4470/4474	3035864	06/03/09	PRI (TST5878)	Criticality	GAF-743-02-02	09/14/18
FM (TST1867)	FM 4470/4474	3032172	06/12/09	PRI (TST5878)	TAS 114	GAF-743-02-03	09/21/18
FM (TST1867)	FM 4470/4474	3035140	08/10/09	PRI (TST5878)	TAS 114	GAF-743-02-04	09/21/18
FM (TST1867)	FM 4470/4474	3036225	08/10/09	PRI (TST5878)	TAS 114	GAF-743-02-05	09/21/18
FM (TST1867)	FM 4470 (s/s)	3036980	08/14/09	PRI (TST5878)	TAS 114	GAF-743-02-06	09/21/18
FM (TST1867)	FM 4470/4474	3034978	09/17/09	PRI (TST5878)	TAS 114	GAF-743-02-08	09/21/18
FM (TST1867)	FM 4470/4474	797-05447-267	04/13/10	PRI (TST5878)	TAS 114	GAF-765-02-02	09/21/18
FM (TST1867)	FM 4470/4474	797-05487-267	05/12/10	PRI (TST5878)	TAS 114	GAF-901-02-01	02/27/19
FM (TST1867)	FM 4470/4474	797-05550-267	05/25/10	PRI (TST5878)	TAS 114	GAF-901-02-02	02/27/19
FM (TST1867)	FM 4470/4474	797-05538-267	05/25/10	PRI (TST5878)	TAS 114	GAF-903-02-01	08/15/19
FM (TST1867)	FM 4470/4474	797-05594-267	06/01/10	PRI (TST5878)	Criticality	376T0006-1	09/06/19
FM (TST1867)	FM 4470/4474	797-05695-267	07/15/10	PRI (TST5878)	Criticality	376T0006-3	09/06/19
FM (TST1867)	FM 4470/4474	797-05683-267	07/21/10	PRI (TST5878)	TAS 114	376T0042	12/20/19
FM (TST1867)	FM 4470/4474	797-05687-267	07/21/10	PRI (TST5878)	TAS 114	376T0064	04/02/20
FM (TST1867)	FM 4470/4474	3038128	07/26/10	PRI (TST5878)	TAS 114	376T0063	04/02/20
FM (TST1867)	FM 4470/4474	797-05748-267	08/10/10	PRI (TST5878)	Criticality	376T0148	05/19/21
FM (TST1867)	FM 4470/4474	3040738	11/16/10	PRI (TST5878)	TAS 114	376T0151	05/26/21
FM (TST1867)	FM 4470/4474	3040738	11/16/10	PRI (TST5878)	TAS 114	376T0179	10/13/21
FM (TST1867)	FM 4470/4474	3036960	11/30/10	PRI (TST5878)	TAS 114	376T0219	11/02/21
FM (TST1867)	FM 4470/4474	797-06129-267	01/13/11	UL (QUA9625)	QA	Service confirmation	07/12/22
FM (TST1867)	FM 4470/4474	797-06177-267	03/16/11	UL (QUA9625)	QA	Florida BCIS	Current

4. PRODUCT DESCRIPTION:

This PEER covers **Ruberoid® Modified Bitumen Roof Systems** installed in accordance with **GAF** published installation instructions and the [Limitations of Use](#) herein.

TYPE	PRODUCT	MATERIAL STANDARD			PLANT(S)
		REFERENCE	TYPE	GRADE	
BASE SHEETS	GAFGLAS® #75 Base Sheet	ASTM D4601	II	N/A	CA-F, AL, GA
	Tri-Ply® #75 Base Sheet	ASTM D4601	II	N/A	CA-F, AL, GA
	GAFGLAS® #80 Ultima™ Base Sheet	ASTM D4601	II	N/A	AL, GA
	Liberty™ SBS Mechanically Attached Base Sheet	ASTM D4601	II	N/A	IN
	GAFGLAS® Stratavent® Nailable Venting Base Sheet	ASTM D4897	II	N/A	AL, GA
	GAFGLAS® Stratavent® Perforated Venting Base Sheet	ASTM D4897	II	N/A	AL, GA
	StormSafe™ Anchor Sheet	not codified			QC
PLY SHEETS	GAFGLAS® Ply 4	ASTM D2178	IV	N/A	CA-F, GA
	Tri-Ply® Ply 4 Ply Sheet	ASTM D2178	IV	N/A	CA-F, GA
	GAFGLAS® Ply 4 M	ASTM D2178	IV	N/A	AL
	GAFGLAS® FlexPly™ 6	ASTM D2178	VI	N/A	GA
	GAFGLAS® FlexPly™ 6 M	ASTM D2178	VI	N/A	AL
SBS, SMOOTH-SURFACE MEMBRANES	Liberty™ SBS Self-Adhering Base/Ply Sheet	ASTM D4601	II	N/A	GA, IN
	Ruberoid® 20 Smooth	ASTM D6163	I	S	AR
	Ruberoid® HW 25 Smooth	ASTM D6163	I	S	GA
	Ruberoid® HW Smooth	ASTM D6164	I	S	GA

TABLE 1: EVALUATED MEMBRANES

TYPE	PRODUCT	MATERIAL STANDARD			PLANT(S)
		REFERENCE	TYPE	GRADE	
SBS, SMOOTH-SURFACE MEMBRANES	Ruberoid® Mop Smooth	ASTM D6164	I	S	GA
	Ruberoid® Mop Smooth 1.5	ASTM D6164	I	S	GA
	Ruberoid® Mop Plus Smooth	ASTM D6164	I	S	GA
SBS, GRANULE-SURFACE MEMBRANES	Ruberoid® 30 Granule	ASTM D6163	I	G	GA
	Ruberoid® 30 Granule FR	ASTM D6163	I	G	CA-S, GA
	Ruberoid® EnergyCap™ 30 Granule FR	ASTM D6163	I	G	CA-S, GA
	Liberty™ SBS Self-Adhering Cap Sheet	ASTM D6164	I	G	AR, GA, IN
	Ruberoid® Mop Granule	ASTM D6164	I	G	CA-S, GA
	Ruberoid® Mop Granule FR	ASTM D6164	I	G	GA
	Intec Flex PRF	ASTM D6164	I	G	GA
	Tri-Ply® SBS Granule Cap Sheet	ASTM D6164	I	G	GA
SBS, GRANULE-SURFACE MEMBRANES	Ruberoid® HW Granule	ASTM D6164	I	G	GA
	Ruberoid® HW Granule FR	ASTM D6164	I	G	GA
	Ruberoid® Mop Plus Granule	ASTM D6164	II	G	GA
	Ruberoid® Mop Plus Granule FR	ASTM D6164	II	G	GA
	Ruberoid® EnergyCap™ Mop Plus Granule FR	ASTM D6164	II	G	CA-S
	Ruberoid® HW Plus Granule	ASTM D6164	II	G	GA
	Ruberoid® HW Plus Granule FR	ASTM D6164	II	G	GA
	Ruberoid® EnergyCap™ HW Plus Granule FR	ASTM D6164	II	G	CA-S
SBS, FOIL-SURFACE MEMBRANES	Ruberoid® UltraClad SBS Membrane	ASTM D6298	N/A	N/A	AR
APP, SMOOTH-SURFACE MEMBRANES	Ruberoid® Torch Smooth	ASTM D6222	I	S	CA-S, GA, IN
	Tri-Ply® APP Smooth Membrane	ASTM D6222	I	S	CA-S, GA, IN
APP, GRANULE SURFACED MEMBRANES	Ruberoid® Torch Granule	ASTM D6222	I	G	CA-S, GA, IN
	Tri-Ply® APP Granule Membrane	ASTM D6222	I	G	CA-S, GA, IN
	Ruberoid® Torch Plus Granule FR	ASTM D6222	I	G	GA
	Ruberoid® EnergyCap™ Torch Granule FR	ASTM D6222	I	G	CA-S
	Ruberoid® EnergyCap™ Torch Plus Granule FR	ASTM D6222	II	G	CA-S

5. LIMITATIONS:

- 5.1 This is a building code evaluation. Neither NEMO ETC, LLC nor Robert Nieminen, P.E. are, in any way, the Designer of Record for any project on which this PEER, or previous versions thereof, is/was used for permitting or design guidance. PEERs are not to be construed as representing any attributes not specifically listed, nor are PEERs to be construed as an endorsement of the subject, or a recommendation for its use. There is no warranty by NEMO ETC, LLC or Robert Nieminen, P.E., express or implied, as to any finding or other matter in this PEER, or as to any product covered by the PEER.
- 5.2 This PEER is exclusively for use in High Velocity Hurricane Zone jurisdictions, as defined in FBC Chapter 2 (Broward and Miami-Dade Counties).
- 5.3 The evaluation herein pertains to above-deck roof components; deck-attachment details pertain to ‘as-tested’ conditions under [Testing Application Standard TAS 114, Appendix J](#). Roof decks shall be in accordance with **FBC HVHZ** requirements to the satisfaction of the Authority Having Jurisdiction.
- 5.4 This PEER does not include evaluation of fire classification. Refer to **FBC HVHZ 1516** for requirements and limitations regarding roof assembly fire classification. Refer to **FBC 2603** for requirements and limitations concerning the use of foam plastic insulation.
- 5.5 This PEER does not include evaluation of roof edge termination. Refer to [Roofing Application Standard RAS 111](#) for requirements and limitations regarding edge securement for low-slope roofs.

- 5.6 Refer to **FBC HVHZ 1521** for requirements and limitations regarding recover installations.
- 5.6.1 For mechanically attached components over existing roof decks, fasteners shall be tested in the existing deck for withdrawal resistance. A qualified design professional shall review the data for comparison to the minimum requirements for the system. Testing shall be in accordance with [Testing Application Standard TAS 105](#).
- 5.6.2 For bonded insulation or membrane over existing substrates in a re-roof (tear off) or recover installation, the existing deck or existing roof surface shall be examined for compatibility with the adhesive to be installed. If any surface conditions exist that bring system performance into question, field uplift testing in accordance with [Testing Application Standard TAS 124](#) shall be conducted on mock-ups of the proposed new roof assembly.
- 5.6.3 For bonded insulation or membrane over existing substrates in a recover installation, the existing roof system shall be capable of resisting project design pressures on its own merit to the satisfaction of the Authority Having Jurisdiction, as documented through field uplift testing in accordance with [Testing Application Standard TAS 124](#).
- 5.7 Refer to Appendix 1 for system attachment requirements for wind load resistance.
- 5.7.1 “MDP” = Maximum Design Pressure is the result of testing for wind load resistance based on allowable wind loads, and reflects the ultimate passing pressure divided by 2 (the 2 to 1 margin of safety per [Testing Application Standard TAS 114](#) has already been applied). Refer to **FBC HVHZ 1620** and [Roofing Application Standard RAS 128](#) for determination of design wind loads.
- 5.7.2 For mechanically attached components, the maximum design pressure for the selected assembly shall meet or exceed at least the Zone 1 PRIME design pressure determined in accordance with **FBC HVHZ 1620** or [Roofing Application Standard RAS 128](#). Elevated pressure zones shall employ an attachment density designed by a qualified design professional to resist the elevated pressure criteria. Analysis shall be in accordance with [Roofing Application Standard RAS 117](#) or [RAS 137](#). **This extrapolation is not permitted for systems marked with an asterisk*.*
- 5.7.3 For tables and/or assemblies marked with an asterisk*, the maximum design pressure (MDP) limitation shall be applicable to all roof pressure zones. Rational analysis is not permitted.
- 5.8 All components in the roof assembly shall have quality assurance audit in accordance with **F.A.C. Rule 61G20-3**. Refer to the Product Approval of the component manufacturer for components listed in Appendix 1 that are produced by a Product Manufacturer other than the report holder on [Page 1](#) of this PEER.

6. INSTALLATION:

Ruberoid® Modified Bitumen Roof Systems shall be installed in accordance with GAF published installation instructions, subject to the [Limitations of Use](#) noted herein.

7. BUILDING PERMIT REQUIREMENTS:

As required by the Building Official or Authority Having Jurisdiction to properly evaluate the installation of this product.

8. MANUFACTURING PLANTS:

Contact the named QA entity for manufacturing facilities covered by **F.A.C. Rule 61G20-3** QA requirements. Refer to [Section 4](#) herein for products and production locations having met codified material standards.

9. QUALITY ASSURANCE ENTITY:

[UL, LLC – QUA9625](#): (360) 817-5512; bsai.inspections@ul.com

- THE 99-PAGES THAT FOLLOW FORM PART OF THIS PEER -

APPENDIX 1: ATTACHMENT REQUIREMENTS FOR WIND UPLIFT RESISTANCE

TABLE	DECK	APPLICATION	TYPE	DESCRIPTION	PAGE
1A	Wood	New, Reroof (Tear-Off), Recover	B-1	Mechanically Attached Base Insulation, Bonded Top Insulation, Bonded Roof Cover	7
1B	Wood	New, Reroof (Tear-Off)	B-3	Mechanically Attached Anchor Sheet, Bonded Insulation, Bonded Roof Cover	7
1C	Wood	New, Reroof (Tear-Off), Recover	B-3	Mechanically Attached Anchor Sheet, Bonded Insulation, Bonded Roof Cover	10
1D	Wood	New, Reroof (Tear-Off), Recover	C-1	Mechanically Attached Insulation, Bonded Roof Cover	13
1E	Wood	New, Reroof (Tear-Off), Recover	D-2	Insulated, Mechanically Attached Base Sheet, Bonded Roof Cover	14
1F	Wood	New, Reroof (Tear-Off)	E-2	Non-Insulated, Mechanically Attached Base Sheet, Bonded Roof Cover	15
1G	Wood	New, Reroof (Tear-Off), Recover	E-2	Non-Insulated, Mechanically Attached Base Sheet, Bonded Roof Cover	17
2A	Steel	New, Reroof (Tear-Off)	A-1	Bonded Insulation, Bonded Roof Cover	18
2B	Steel or Structural concrete	New, Reroof (Tear-Off), Recover	B-1	Mechanically Attached Base Insulation, Bonded Top Insulation, Bonded Roof Cover	18
2C	Steel	New, Reroof (Tear-Off), Recover	B-2	Mechanically Attached Thermal Barrier, Bonded Vapor Barrier, Bonded Insulation, Bonded Roof Cover	29
2D	Steel or Structural concrete	New, Reroof (Tear-Off), Recover	C-1	Mechanically Attached Insulation, Bonded Roof Cover	35
2E	Steel or Structural concrete	New, Reroof (Tear-Off), Recover	C-1	Thermal Barrier with Vapor Barrier, Mechanically Attached Insulation, Bonded Roof Cover	43
2F	Steel or Structural concrete	New, Reroof (Tear-Off), Recover	C-3	Bonded and Mechanically Attached Insulation, Bonded Roof Cover	43
2G	Steel or Structural concrete	New, Reroof (Tear-Off), Recover	D-2	Insulated, Mechanically Attached Base Sheet, Bonded Roof Cover	44
3A	Structural concrete	New, Reroof (Tear-Off)	A-1	Bonded Insulation, Bonded Roof Cover (Base Insulation Layer Only)	48
3B	Structural concrete	New, Reroof (Tear-Off)	A-1	Bonded Insulation, Bonded Roof Cover (Base and Top Insulation Layers)	50
3C	Structural concrete	New, Reroof (Tear-Off)	F	Non-Insulated, Bonded Roof Cover	59
4A	Deck with Lightweight Concrete	New, Reroof (Tear-Off)	A-1	LWC to Deck, Bonded Insulation, Bonded Roof Cover	61
4B	Deck with Lightweight Concrete	New, Reroof (Tear-Off)	B-3	LWC to Deck, Mechanically Attached Anchor Sheet, Bonded Insulation, Bonded Roof Cover	61
4C	Deck with Lightweight Concrete	New, Reroof (Tear-Off)	E-2	LWC to Deck, Non-Insulated, Mechanically Attached Base Sheet, Bonded Roof Cover	63
4D	Deck with Lightweight Concrete	New, Reroof (Tear-Off)	E-2	Thermal Barrier to Deck, Vapor Barrier, LWC to Vapor Barrier, Mechanically Attached Base Sheet, Bonded Roof Cover	67
4E	Deck with Lightweight Concrete	New, Reroof (Tear-Off)	F	LWC to Deck, Non-Insulated, Bonded Roof Cover	67
5A	Cementitious wood fiber	New, Reroof (Tear-Off)	A-1	Bonded Insulation, Bonded Roof Cover	68
5B	Cementitious wood fiber	New, Reroof (Tear-Off)	B-3	Mechanically Attached Anchor Sheet, Bonded Insulation, Bonded Roof Cover	68
5C	Cementitious wood fiber	New, Reroof (Tear-Off)	E-2	Non-Insulated, Mechanically Attached Base Sheet, Bonded Roof Cover	69
6A	Existing gypsum	Reroof (Tear-Off)	A-1	Bonded Insulation, Bonded Roof Cover	71
6B	Existing gypsum	Reroof (Tear-Off)	B-3	Mechanically Attached Anchor Sheet, Bonded Insulation, Bonded Roof Cover	71
6C	Existing gypsum	Reroof (Tear-Off)	C-1	Mechanically Attached Insulation, Bonded Roof Cover	71
6D	Existing gypsum	Reroof (Tear-Off)	E-2	Non-Insulated, Mechanically Attached Base Sheet, Bonded Roof Cover	72
7A	Various	Recover	A-1	Bonded Insulation, Bonded Roof Cover (Base Insulation Layer Only)	73
7B	Various	Recover	A-1	Bonded Insulation, Bonded Roof Cover (Base and Top Insulation Layers)	82

The following notes apply to the systems outlined herein:

- 1 The roof system evaluation herein pertains to above-deck roof components. Roof decks and structural members shall be in accordance with FBC HVHZ requirements to the satisfaction of the Authority Having Jurisdiction. Deck-attachment details pertain to 'as-tested' conditions under [Testing Application Standard](#) TAS 114, Appendix J.
- 2 Unless otherwise noted, fasteners and stress plates shall be as follows. Fasteners shall be of sufficient length for the following engagements:

FASTENER/PLATE OPTIONS			
DECK TYPE	BY	PARTS	MINIMUM ENGAGEMENT
Wood	GAF	Drill-Tec #12 Fastener, Drill-Tec #12 DP Fastener, Drill-Tec #12 DPH Fastener, Drill-Tec #14 Fastener or Drill-Tec #14 HD Fastener with Drill-Tec 3" Standard Steel Plate, Drill-Tec 3" Steel Plate or Drill-Tec AccuTrac Flat Plate, Drill-Tec AccuTrac Recessed Plate (insulation only), Drill-Tec 3" Flat Steel Plate or Drill-Tec 3" Recessed Steel Plate; Drill-Tec ASAP 3S; Drill-Tec Heavy Duty ASAP Roofing Fastener Assembled with a 3" Metal Plate; Drill-Tec 3" ASAP Flat or Drill-Tec 3" ASAP Recessed	Minimum ¼-inch plywood penetration or minimum 1-inch wood plank embedment
Steel	GAF	Drill-Tec #12 Fastener, Drill-Tec #12 DP Fastener, Drill-Tec #12 DPH Fastener, Drill-Tec #14 Fastener, Drill-Tec #14 HD Fastener, Drill-Tec XHD Fastener or Drill-Tec #15 EHD Fastener with Drill-Tec 3" Standard Steel Plate, Drill-Tec 3" Steel Plate or Drill-Tec AccuTrac Flat Plate or Drill-Tec AccuTrac Recessed Plate (insulation only), Drill-Tec 3" Flat Steel Plate or Drill-Tec 3" Recessed Steel Plate; Drill-Tec ASAP 3S; Drill-Tec Heavy Duty ASAP Roofing Fastener Assembled with a 3" Metal Plate; Drill-Tec Extra Heavy Duty ASAP Roofing Fastener – Insulation; ; Drill-Tec 3" ASAP Flat or Drill-Tec 3" ASAP Recessed	Minimum ¼-inch steel penetration and engage the top flute of the steel deck
	Note:	Unless otherwise noted, Drill Tec #12 DF Fastener or Drill Tec #14 DF Fastener with Drill Tec 3" DF Steel Insulation Plate may be used in place of Drill-Tec #12 Fastener or Drill-Tec #14 Fastener with Drill-Tec 3" Standard Steel Plate when used to secure DensDeck Prime, SECUROCK Gypsum-Fiber Roof Board or SECUROCK Ultralight Coated Glass-Mat Roof Board to steel deck, up to a maximum allowable design pressure (MDP) of -120.0 psf.	
	Note:	Unless otherwise noted, Drill Tec #12 DF Fastener or Drill Tec #14 DF Fastener with Drill Tec 3" DF Steel Insulation Plate may be used in place of Drill-Tec #12 Fastener or Drill-Tec #14 Fastener with Drill-Tec 3" Standard Steel Plate when used to secure min. 0.5-inch thick Structodek High Density Fiberboard Roof Insulation, EnergyGuard HD Polyiso Insulation or EnergyGuard HD Plus Polyiso Insulation, 0.75-inch EnergyGuard Perlite Roof Insulation (homogeneous) or min. 1.5-inch EnergyGuard POLYISO INSULATION or EnergyGuard Ultra Polyiso Insulation to steel deck.	
Structural Concrete	GAF	Drill-Tec #14 Fastener, Drill-Tec #14 HD Fastener or Drill-Tec CD-10 with Drill-Tec 3" Standard Steel Plate, Drill-Tec 3" Steel Plate or Drill-Tec AccuTrac Flat Plate or Drill-Tec AccuTrac Recessed Plate (insulation only), Drill-Tec 3" Flat Steel Plate or Drill-Tec 3" Recessed Steel Plate; Drill-Tec Heavy Duty ASAP Roofing Fastener Assembled with a 3" Metal Plate or Drill-Tec 3" ASAP Flat (#14 only)	Minimum 1.25-inch embedment. Fastener installed with a pilot hole in accordance with the fastener manufacturer's published installation instructions
	Note:	Unless otherwise noted, Drill Tec #14 DF Fastener with Drill Tec 3" DF Steel Insulation Plate may be used in place of Drill-Tec #14 Fastener with Drill-Tec 3" Standard Steel Plate when used to secure min. DensDeck Prime, SECUROCK Gypsum-Fiber Roof Board or SECUROCK Ultralight Coated Glass-Mat Roof Board to structural concrete deck, up to a maximum allowable design pressure (MDP) of -120.0 psf.	
	Note:	Unless otherwise noted, Drill Tec #14 DF Fastener with Drill Tec 3" DF Steel Insulation Plate may be used in place of Drill-Tec #14 Fastener with Drill-Tec 3" Standard Steel Plate when used to secure min. 0.5-inch thick Structodek High Density Fiberboard Roof Insulation, EnergyGuard HD Polyiso Insulation or EnergyGuard HD Plus Polyiso Insulation, 0.75-inch EnergyGuard Perlite Roof Insulation (homogeneous) or min. 1.5-inch EnergyGuard POLYISO INSULATION or EnergyGuard Ultra Polyiso Insulation to structural concrete deck.	

- 3 Unless otherwise noted, insulation may be any one layer or combination of FBC Approved (Local or Statewide) board(s) that meet FBC HVHZ 1516 and, for foam plastic, FBC Chapter 26, when installed with the roof cover.

- 4 Minimum 200 psi, minimum 2-inch thick FBC HVHZ Approved lightweight insulating concrete may be substituted for or installed below, rigid insulation board for System Types B-1, C-1, C-2, D-1 or D-2, whereby fasteners are installed through the lightweight insulating concrete to engage the structural deck. The structural deck shall be of equal or greater type, thickness and strength to the steel and structural concrete deck listings. Roof decks and structural members shall be in accordance with FBC requirements to the satisfaction of the Authority Having Jurisdiction. This is a wind uplift resistance allowance and does not purport to address non-wind-uplift-related issues, such as deck venting or moisture levels within the LWIC and the potential effect on overlying components. If mechanical attachment to the structural deck through lightweight insulating concrete is proposed, field withdrawal resistance testing shall be performed to confirm equivalent or determine enhanced fastening patterns and density. All testing and fastening design shall be in compliance with [Testing Application Standard](#) TAS 105 and [Roofing Application Standard](#) RAS 117 and/or RAS 137. Calculations shall be prepared, signed and sealed by a qualified design professional.
- 5 Preliminary insulation attachment: Unless otherwise noted, use FBC HVHZ Approved roofing fasteners and plates minimum four fasteners per 4 x 8 ft board or minimum two fasteners per 4 x 4 ft board.
- 6 Unless otherwise noted, insulation adhesive application rates are as follows.
- Ribbon or bead width is at the time of application; the ribbons/beads shall expand as noted in the manufacturer’s published instructions.
 - If applying hot asphalt to concrete deck, deck shall be primed with ASTM D41 primer.
 - When multiple layers(s) of insulation and/or coverboard are installed in ribbon-applied adhesive, board joints shall be staggered.
 - The maximum edge distance from the adhesive ribbon to the edge of the insulation board shall be not less than one-half the specified ribbons spacing.

INSULATION ADHESIVE REFERENCES				
BY	ADHESIVE	REFERENCE	FBC FILE OR NOA	MINIMUM RATE
GAF	GAF LRF Adhesive M	‘LRF-M’	N/A	Continuous 0.75 to 1-inch ribbons, 12-inch o.c.
	GAF LRF Adhesive M Canister	‘LRF-M Canister’	N/A	Continuous 1 to 1.5-inch ribbons, 12-inch o.c.
	GAF LRF Adhesive XF	‘LRF-XF’	N/A	Continuous 0.75 to 1-inch ribbons, 12-inch o.c. (QA by FM Approvals)
H.B. Fuller Company	Millennium One Step Foamable Adhesive	‘M-OSFA’	21-1018.06	Continuous 0.25 to 0.5-inch wide ribbons, 12-inch o.c.
OMG, Inc.	OlyBond 500 Adhesive Fastener	‘OB500’	22-0519.04	Continuous 0.75-inch wide ribbons, 12-inch o.c. (PaceCart, SpotShot or Canister)
Generic, ASTM D312, Type IV	hot asphalt	N/A	N/A	Full coverage at 25-30 lbs/square

- 7 Unless otherwise noted, all insulations are flat-stock or taper board of the minimum thickness noted. Tapered polyisocyanurate at the following thickness limitations may be substituted with the following Maximum Design Pressure (MDP) limitations. In no case shall these values be used to ‘increase’ the MDP listings in the tables; rather if MDP listing below meets or exceeds that listed for a particular system in the tables, then the thinner board listed below may be used as a drop-in for the equivalent thicker material listed in the table.

MDP LIMITATIONS FOR TAPERED POLYISOCYANURATE INSULATIONS				
ADHESIVE	INSULATION		MIN. TAPERED THICKNESS (IN)	MDP (psf)
	LISTED PRODUCT	FBC FILE OR NOA		
LRF-M	EnergyGuard Polyiso Insulation, EnergyGuard Ultra Polyiso Insulation	22-1202.06	0.5	-232.5
LRF-XF	EnergyGuard Polyiso Insulation, EnergyGuard Ultra Polyiso Insulation	22-1202.06	0.5	-292.5
LRF-XF	EnergyGuard RA	23-0130.03	0.5	-487.5
M-OSFA	Any EnergyGuard polyisocyanurate listed with adhesive herein	various	0.5	-157.5
OB500	EnergyGuard Polyiso Insulation, EnergyGuard Ultra Polyiso Insulation	22-1202.06	0.5	-292.5
OB500	EnergyGuard RH	19-1017.09	0.5	-315.0
OB500	EnergyGuard RN	18-1126.10	0.5	-315.0
OB500	EnergyGuard RA	23-0130.03	0.5	-487.5
Hot asphalt	Any EnergyGuard polyisocyanurate listed with adhesive herein	Various	0.5	-240.0

- 8 Bonded polyisocyanurate insulation boards shall be maximum 4 x 4 ft.

- 9 For mechanically attached components, the maximum design pressure for the selected assembly shall meet or exceed at least the Zone 1 PRIME design pressure determined in accordance with FBC HVHZ 1620 or [Roofing Application Standard](#) RAS 128. Elevated pressure zones shall employ an attachment density designed by a qualified design professional to resist the elevated pressure criteria in accordance with [Roofing Application Standard](#) RAS 117 or RAS 137. *This extrapolation is not permitted for systems marked with an asterisk*
- 10 For tables and/or assemblies marked with an asterisk*, the maximum design pressure for the selected assembly shall meet or exceed critical design pressure determined in accordance with FBC Chapter 16. No rational analysis is permitted for these systems.
- 11 For mechanically attached components over existing decks, fasteners shall be tested in the existing deck for withdrawal resistance in accordance with [Testing Application Standard](#) TAS 105. A qualified design professional shall review the data for comparison to the minimum requirements for the system. Should the fastener resistance be less than that required, a revised fastener spacing – prepared, signed and sealed by a qualified design professional in accordance with [Roofing Application Standard](#) RAS 117 or RAS 137 – may be submitted to the Building Official for review and acceptance. For systems using Trufast Versa-Fast, the number of Versa-Fast Fasteners installed through the Versa-Fast Plate may be increased from the minimum noted in order to yield minimum required withdrawal resistance.
- 12 Refer to FBC HVHZ 1521 for requirements and limitations regarding recover installations. For bonded insulation or membrane over existing substrates in a re-roof (tear off) or recover installation, the existing deck or existing roof surface shall be examined for compatibility with the adhesive to be installed. If any surface conditions exist that bring system performance into question, field uplift testing shall be conducted on mock-ups of the proposed new roof assembly. For bonded insulation or membrane over existing substrates in a recover installation, the existing roof system shall be capable of resisting project design pressures on its own merit to the satisfaction of the Authority Having Jurisdiction, as documented through field uplift testing in accordance with [Testing Application Standard](#) TAS 124.
- 13 For Structural Concrete Deck or Recover Applications using System Type C-1 the base insulation layer is optional and for System Type C-2, D-1 or D-2, the insulation is optional. Alternatively, an FBC HVHZ Approved insulation board or coverboard may be used as a separation layer. Board products shall be preliminarily attached prior to roof cover installation ([Note 5](#)). The separator component shall be documented as meeting FBC HVHZ 1516 and, for foam plastic, FBC Chapter 26, when installed with the roof cover in Recover applications.
- 14 Lightweight insulating concrete (LWIC) shall be cast in accordance with FBC Section 1917 to the satisfaction of the Authority Having Jurisdiction. For systems where specific LWIC is referenced, refer to current LWIC FBC HVHZ Product Approval for specific deck construction and limitations. Unless otherwise noted, for systems where specific LWIC is not referenced, the minimum design mix shall be 300 psi. In all cases, the minimum top-coat thickness is 2-inches. For LWIC over structural concrete, reference is made to FBC Section 1917.4.1, Point 1. For “pre-existent” LWIC references, listings were established through testing over lightweight concrete cast using only foaming agent (ASTM C896), water and Portland cement (ASTM C150), with no proprietary additives, in accordance with procedures adopted by Miami-Dade BCCO (FBC CER1592). Use of these listings in new construction or re-roof (tear-off) applications is at the discretion of the Designer or Record and Authority Having Jurisdiction.
- 15 For bonded membrane applications, unless otherwise noted, refer to the following.

MEMBRANE / ADHESIVE COMBINATIONS			
REFERENCE	LAYER	MATERIAL	APPLICATION
BP-CA	Base Ply:	GAFGLAS #75 Base Sheet, Tri-Ply #75 Base Sheet	
SBS-CA	Base Ply or Ply:	Ruberoid 20 Smooth	Matrix 102 SBS Membrane Adhesive at 1.5 gal/sq.
	Cap Ply:	Ruberoid 30 Granule FR, Ruberoid EnergyCap 30 Granule FR, Ruberoid Mop Granule FR, Ruberoid Mop Plus Granule FR, Ruberoid EnergyCap Mop Plus Granule FR	
SBS-CA1	Base Ply:	Ruberoid 20 Smooth or Ruberoid Mop Smooth 1.5	Matrix 101 Premium SBS Membrane Adhesive at 1.5 – 2.0 gal/square
	Cap Ply:	Ruberoid 30 Granule FR, Ruberoid EnergyCap 30 Granule FR, Ruberoid Mop Plus Granule FR, Ruberoid EnergyCap Mop Plus Granule FR	
BP-AA	Base Ply:	GAFGLAS #75 Base Sheet, Tri-Ply #75 Base Sheet, GAFGLAS #80 Ultima Base Sheet	
	Ply:	One or more plies GAFGLAS Ply 4, GAFGLAS Ply 4 M, Tri-Ply Ply 4 Ply Sheet, GAFGLAS Flex Ply 6, GAFGLAS FlexPly 6 M	
SBS-AA	Base Ply or Ply:	One or two plies Ruberoid 20 Smooth, Ruberoid Mop Smooth, Ruberoid Mop Smooth 1.5, Ruberoid Mop Plus Smooth	Hot asphalt at 25 lbs/square.
	Cap Ply:	Ruberoid 30 Granule, Ruberoid 30 Granule FR, Ruberoid EnergyCap 30 Granule FR, Ruberoid Mop Smooth, Ruberoid Mop Smooth 1.5, Ruberoid Mop Plus Smooth, Ruberoid Mop Granule FR, Ruberoid Mop Granule, Tri-Ply SBS Granule Cap Sheet, Intec Flex PRF, Ruberoid Mop Plus Granule FR, Ruberoid Mop Plus Granule, Ruberoid EnergyCap Mop Plus Granule FR	
SBS-TA	Base Ply or Ply:	One or two plies Ruberoid HW 25 Smooth, Ruberoid HW Smooth	Torch-applied
	Cap Ply:	Ruberoid HW Granule, Ruberoid HW Granule FR, Ruberoid HW Plus Granule, Ruberoid HW Plus Granule FR, Ruberoid EnergyCap HW Plus Granule FR	
APP-TA	Base Ply or Ply:	One or two plies Ruberoid Torch Smooth, Tri-Ply APP Smooth Membrane	Torch-applied



MEMBRANE / ADHESIVE COMBINATIONS			
REFERENCE	LAYER	MATERIAL	APPLICATION
	Cap Ply:	Ruberoid Torch Granule, Tri-Ply APP Granule Membrane, Ruberoid Torch Plus Granule FR, Ruberoid EnergyCap Torch Plus Granule FR, Ruberoid	
SBS-SA	Base Ply or Ply:	Liberty SBS Self-Adhering Base/Ply Sheet	Self-adhering
	Cap Ply	Liberty SBS Self-Adhering Cap Sheet	

Note: Systems with a smooth-surfaced cap ply shall be surfaced in accordance with GAF requirements, meeting the fire resistance requirements of FBC Section 1516, and in accordance with FBC Section 1519.12.

16 **Thermal Barrier and/or Vapor Barrier Options:**

16A **Structural Concrete Decks:** The lesser of the MDP listings below vs. that for the selected assembly applies.

VAPOR BARRIER OPTIONS, STRUCTURAL CONCRETE DECK, ADHERED INSULATION					
OPTION #	PRIMER	VAPOR BARRIER		INSULATION ADHESIVE PER TABLE 3A	MDP (PSF)
		TYPE	APPLICATION		
C-VB-1.	Matrix 307 Premium Asphalt Primer or ASTM D41 primer	Ruberoid Torch Granule	Torch-applied	Hot asphalt	-225.0
C-VB-2.	Matrix 307 Premium Asphalt Primer or ASTM D41 primer	BP-AA	Hot asphalt applied	Hot asphalt	-360.0
C-VB-3.	Matrix 307 Premium Asphalt Primer or ASTM D41 primer	One or two plies, GAFGLAS Ply 4, GAFGLAS Ply 4 M, Tri-Ply Ply 4 Ply Sheet, GAFGLAS FlexPly 6 or GAFGLAS FlexPly 6 M or SBS-AA	Hot asphalt applied	Hot asphalt	-495.0
C-VB-4.	None	GAF SA Vapor Retarder XL	Self-adhering	LRF-M, 12-inch o.c.	-112.5
C-VB-5.	Matrix 307 Premium Asphalt Primer or ASTM D41 primer	SBS-TA	Torch-applied	LRF-M, 12-inch o.c.	-180.0
C-VB-6.	GAF SA Primer	GAF SA Vapor Retarder	Self-adhering	LRF-M, 12-inch o.c.	-202.5
C-VB-7.	Matrix 307 Premium Asphalt Primer or ASTM D41 primer	BP-AA or one or two plies GAFGLAS Ply 4, GAFGLAS Ply 4 M, GAFGLAS FlexPly 6 or GAFGLAS Flex Ply 6 M or SBS-AA	Hot asphalt applied	LRF-M, 12-inch o.c.	-495.0
C-VB-8.	None	GAF SA Vapor Retarder XL	Self-adhering	LRF-XF 12-inch o.c.	-112.5
C-VB-9.	Matrix 307 Premium Asphalt Primer or ASTM D41 primer	Ruberoid Torch Granule	Torch-applied	LRF-XF, 12-inch o.c.	-169.0
C-VB-10.	Matrix 307 Premium Asphalt Primer or ASTM D41 primer	SBS-TA	Torch-applied	LRF-XF, 12-inch o.c.	-180.0
C-VB-11.	GAF SA Primer	GAF SA Vapor Retarder	Self-adhering	LRF-XF, 12-inch o.c.	-202.5
C-VB-12.	Matrix 307 Premium Asphalt Primer or ASTM D41 primer	SBS-SA	Self-adhering	LRF-XF, 12-inch o.c.	-250.0
C-VB-13.	Matrix 307 Premium Asphalt Primer or ASTM D41 primer	BP-AA or one or two plies GAFGLAS Ply 4, GAFGLAS Ply 4 M, GAFGLAS FlexPly 6 or GAFGLAS Flex Ply 6 M or SBS-AA	Hot asphalt applied	LRF-XF, 12-inch o.c.	-262.5
C-VB-14.	Matrix 307 Premium Asphalt Primer or ASTM D41 primer	Ruberoid 30	Hot asphalt applied	LRF-XF, 12-inch o.c.	-270.0
C-VB-15.	None	GAF SA Vapor Retarder XL	Self-adhering	OlyBond 500, 12-inch o.c.	-127.5
C-VB-16.	Matrix 307 Premium Asphalt Primer or ASTM D41 primer	Ruberoid Torch Smooth	Torch-applied	OB500, 12-inch o.c.	-165.0
C-VB-17.	Matrix 307 Premium Asphalt Primer or ASTM D41 primer	Ruberoid HW 25 Smooth	Torch-applied	OB500, 12-inch o.c.	-180.0
C-VB-18.	Matrix 307 Premium Asphalt Primer or ASTM D41 primer	SBS-SA	Self-adhering	OB500, 12-inch o.c.	-187.5
C-VB-19.	Matrix 307 Premium Asphalt Primer or ASTM D41 primer	Ruberoid 20 Smooth	Matrix 102 SBS Membrane Adhesive at 1.5 gal/square	OB500, 12-inch o.c.	-202.5
C-VB-20.	GAF SA Primer	GAF SA Vapor Retarder	Self-adhering	OB500, 12-inch o.c.	-202.5
C-VB-21.	Matrix 307 Premium Asphalt Primer or ASTM D41 primer	Ruberoid Torch Granule	Torch-applied	OB500, 12-inch o.c.	-225.0
C-VB-22.	Matrix 307 Premium Asphalt Primer or ASTM D41 primer	Ruberoid HW Smooth	Torch-applied	OB500, 12-inch o.c.	-232.5
C-VB-23.	Matrix 307 Premium Asphalt Primer or ASTM D41 primer	BP-AA or one or two plies GAFGLAS Ply 4, GAFGLAS Ply 4 M, GAFGLAS FlexPly 6 or GAFGLAS Flex Ply 6 M or SBS-AA	Hot asphalt applied	OB500, 12-inch o.c.	-352.5

16B Decks followed by Vapor Barrier followed by Lightweight Concrete (LWC): The lesser of the MDP listings below vs. that for the selected assembly from the Lightweight Concrete tables applies:

VAPOR BARRIER OPTIONS; STRUCTURAL CONCRETE DECK FOLLOWED BY CELLULAR LIGHTWEIGHT INSULATING CONCRETE						
OPTION #	PRIMER	VAPOR BARRIER		LIGHTWEIGHT CONCRETE PER TABLE 4A – 4E (Note 14)	MDP (PSF)	
		TYPE	ATTACH			
LWC-VB-1.	Matrix 307 Premium Asphalt Primer or ASTM D41 primer	Base Ply (Optional): One or two plies Ruberoid HW 25 Smooth, Ruberoid HW Smooth Cap Ply: Ruberoid HW Granule, Ruberoid HW Granule FR, Ruberoid HW Plus Granule, Ruberoid HW Plus Granule FR		Torch-applied	Min. 200 psi Mearlcrete (NOA 19-0729.03)	-82.5
LWC-VB-2.	Matrix 307 Premium Asphalt Primer or ASTM D41 primer	Base Ply (Optional): One or two plies Ruberoid HW 25 Smooth, Ruberoid HW Smooth Cap Ply: Ruberoid HW Granule, Ruberoid HW Granule FR, Ruberoid HW Plus Granule, Ruberoid HW Plus Granule FR		Torch-applied	Min. 300 psi Celcore Cellular Concrete (NOA 18-0717.05)	-135.0
LWC-VB-3.	Matrix 307 Premium Asphalt Primer or ASTM D41 primer	Base Ply (Optional): One or two plies Ruberoid HW 25 Smooth, Ruberoid HW Smooth Cap Ply: Ruberoid HW Granule, Ruberoid HW Granule FR, Ruberoid HW Plus Granule, Ruberoid HW Plus Granule FR		Torch-applied	Min. 300 psi Elastzell (NOA 18-0208.03)	-302.5
LWC-VB-4.	Matrix 307 Premium Asphalt Primer or ASTM D41 primer	Ruberoid HW 25 Smooth, Ruberoid HW Smooth		Torch-applied	Min. 540 psi pre-existent cellular LWC (Note 14)	-358.0

17 Fire barriers of GAF FireOut™ Fire Barrier Coating or VersaShield Solo™ Fire-Resistant Slip Sheet are optional in all assemblies when overlying components are mechanically fastened.

18 For System Types B-1, B-2, C-1, C-2, D-1 or Type D-2, GAF SA Vapor Retarder or GAF SA Vapor Retarder XL may be installed atop the roof deck or to a loose-laid thermal barrier of DensDeck Prime or SECUROCK Gypsum-Fiber Roof Board, prior to installation of the insulation and roof cover. When adhering GAF SA Vapor Retarder to structural concrete, the substrate shall be primed with GAF SA Primer. When adhering GAF SA Vapor Retarder to DensDeck Prime or SECUROCK Gypsum-Fiber Roof Board, the substrate shall be primed with GAF SA Primer or Matrix 307 Premium Asphalt Primer. Refer to [FM Loss Prevention Data Sheet](#) 1-29 for design and installation limitations.

19 The following products are interchangeable within the scope of this PEER:

ACCEPTABLE ALTERNATES				
SUB-CATEGORY	MANUFACTURER	FBC FILE OR NOA	LISTED PRODUCT HEREIN	ALTERNATE
Roofing Insulation	GAF	NOA 17-0619.06	EnergyGuard Polyiso Insulation	EnergyGuard NH Polyiso Insulation
			EnergyGuard Ultra Polyiso Insulation	EnergyGuard NH Ultra Polyiso Insulation
			EnergyGuard HD Polyiso Cover Board	EnergyGuard HD Barrier Polyiso Cover Board, EnergyGuard NH HD Polyiso Cover Board
			EnergyGuard HD Plus Polyiso Cover Board	EnergyGuard NH HD Plus Polyiso Cover Board
	Georgia-Pacific Gypsum, LLC	NOA 22-1223.04	DensDeck Prime	DensDeck StormX Prime Roof Board
Vapor Barrier	GAF	N/A	GAF SA Vapor Retarder XL	GAF SA Vapor Retarder XL40

20 “MDP” = Maximum Design Pressure is the result of testing for wind load resistance based on allowable wind loads. Refer to FBC (HVHZ) 1620 and [Roofing Application Standard](#) RAS 128 for determination of design wind loads. [\(Notes 9 and 10\)](#)

TABLE 1A: WOOD DECKS - NEW CONSTRUCTION, REROOF (TEAR-OFF) OR RECOVER										
SYSTEM TYPE B-1: MECHANICALLY ATTACHED BASE INSULATION, BONDED TOP INSULATION, BONDED ROOF COVER										
System No.	Deck (Note 1)	Base Insulation Layer			Top Insulation Layer		Roof Cover (Note 15)			MDP (psf)
		Type	Fastener (Note 2, Note 11)	Attach	Type	Attach (Notes 6,7,8)	Base Ply	Ply	Cap Ply	
W-1.	Min. 19/32-inch plywood or 1-inch wood plank; 2 ft span, 8d ring shank nails 6" o.c.	Min. 1-inch EnergyGuard Polyiso Insulation or EnergyGuard Ultra Polyiso Insulation	Drill-Tec #12 Fastener with Drill-Tec 3" Steel Plate	1 per 1.8 ft ²	Optional additional layer(s), min. 1.5-inch EnergyGuard Polyiso Insulation or EnergyGuard Ultra Polyiso Insulation followed by Min. 0.25-inch SECUROCK Gypsum-Fiber Roof Board	LRF-XF	SBS-SA	(Optional) SBS-TA, APP-TA	SBS-TA, APP-TA	-52.5
W-2.	Min. 19/32-inch plywood or 1-inch wood plank; 2 ft span, 8d ring shank nails 6" o.c.	Min. 1-inch EnergyGuard RN	Drill-Tec #12 Fastener with Drill-Tec AccuTrac Flat Plate or AccuTrac Recessed Plate	1 per 1.8 ft ²	Min. 0.25-inch SECUROCK Gypsum-Fiber Roof Board	OB500	SBS-SA	(Optional) SBS-TA, APP-TA	SBS-TA, APP-TA	-52.5

TABLE 1B: WOOD DECKS – NEW CONSTRUCTION OR REROOF (TEAR-OFF)												
SYSTEM TYPE B-3: MECHANICALLY ATTACHED ANCHOR SHEET, BONDED INSULATION, BONDED ROOF COVER												
System No.	Deck (Note 1)	Anchor Sheet			Base Insulation		Top Insulation		Roof Cover (Note 15)			MDP (psf)
		Type	Fastener (Note 11)	Attach	Type	Attach (Notes 6,7,8)	Type	Attach (Notes 6,7,8)	Base Ply	Ply	Cap Ply	
CONVENTIONAL SYSTEMS:												
W-3.	Min. 19/32-inch plywood or 1-inch wood plank; 2 ft span, 8d ring shank nails 6" o.c.	GAFGLAS #80 Ultima Base Sheet, GAFGLAS Stratavent Eliminator Nailable Venting Base Sheet, Ruberoid 20 Smooth, Ruberoid Mop Smooth, Ruberoid Mop Smooth 1.5	32 ga., 1-5/8-inch dia. tin caps with 11 ga. annular ring shank nails	9-inch o.c. at the min. 4-inch lap and 12-inch o.c. in two, equally spaced, staggered center rows	Min. 1-inch EnergyGuard Polyiso Insulation, EnergyGuard Ultra Polyiso Insulation or EnergyGuard RH Polyiso or min. 1.5-inch EnergyGuard RA or EnergyGuard RN	Hot asphalt	Min. 0.5-inch Structodek High Density Fiberboard Roof Insulation or EnergyGuard Perlite Recover Board or Min. 0.75-inch EnergyGuard Perlite Roof Insulation (homogeneous)	Hot asphalt	BP-AA, SBS-AA	(Optional) BP-AA, SBS-AA, SBS-TA, APP-TA	SBS-AA, SBS-TA, APP-TA	-45.0
W-4.	Min. 19/32-inch plywood or 1-inch wood plank; 2 ft span, 8d ring shank nails 6" o.c.	GAFGLAS #80 Ultima Base Sheet, GAFGLAS Stratavent Eliminator Nailable Venting Base Sheet, Ruberoid 20 Smooth, Ruberoid Mop Smooth, Ruberoid Mop Smooth 1.5	32 ga., 1-5/8-inch dia. tin caps with 11 ga. annular ring shank nails	9-inch o.c. at the min. 4-inch lap and 12-inch o.c. in two, equally spaced, staggered center rows	Min. 1-inch EnergyGuard Polyiso Insulation, EnergyGuard Ultra Polyiso Insulation or EnergyGuard RH Polyiso or min. 1.5-inch EnergyGuard RA or EnergyGuard RN	Hot asphalt	Min. 0.25-inch DensDeck Prime or SECUROCK Gypsum-Fiber Roof Board	Hot asphalt	BP-AA, SBS-AA, SBS-TA, APP-TA	(Optional) BP-AA, SBS-AA, SBS-TA, APP-TA	SBS-AA, SBS-TA, APP-TA	-45.0

TABLE 1B: WOOD DECKS – NEW CONSTRUCTION OR REROOF (TEAR-OFF)
SYSTEM TYPE B-3: MECHANICALLY ATTACHED ANCHOR SHEET, BONDED INSULATION, BONDED ROOF COVER

System No.	Deck (Note 1)	Anchor Sheet			Base Insulation		Top Insulation		Roof Cover (Note 15)			MDP (psf)
		Type	Fastener (Note 11)	Attach	Type	Attach (Notes 6,7,8)	Type	Attach (Notes 6,7,8)	Base Ply	Ply	Cap Ply	
W-5.	Min. 19/32-inch plywood or 1-inch wood plank; 2 ft span, 8d ring shank nails 6" o.c.	GAFGLAS #75 Base Sheet, Tri-Ply #75 Base Sheet, GAFGLAS #80 Ultima Base Sheet, GAFGLAS Stratavent Nailable Venting Base Sheet, Ruberoid 20 Smooth	32 ga., 1-5/8-inch diameter tin caps with 12 ga. annular ring shank nails	8-inch o.c. at the 4-inch lap and 8-inch o.c. in two staggered center rows	Min. 1-inch EnergyGuard Polyiso Insulation, EnergyGuard Ultra Polyiso Insulation or EnergyGuard RH Polyiso or min. 1.5-inch EnergyGuard RA or EnergyGuard RN	Hot asphalt	Min. 0.5-inch Structodek High Density Fiberboard Roof Insulation or EnergyGuard Perlite Recover Board or Min. 0.75-inch EnergyGuard Perlite Roof Insulation (homogeneous)	Hot asphalt	BP-AA, SBS-AA	(Optional) BP-AA, SBS-AA, SBS-TA, APP-TA	SBS-AA, SBS-TA, APP-TA	-52.5
W-6.	Min. 19/32-inch plywood or 1-inch wood plank; 2 ft span, 8d ring shank nails 6" o.c.	GAFGLAS #75 Base Sheet, Tri-Ply #75 Base Sheet, GAFGLAS #80 Ultima Base Sheet, GAFGLAS Stratavent Nailable Venting Base Sheet, Ruberoid 20 Smooth	32 ga., 1-5/8-inch diameter tin caps with 12 ga. annular ring shank nails	8-inch o.c. at the 4-inch lap and 8-inch o.c. in two staggered center rows	Min. 1-inch EnergyGuard Polyiso Insulation, EnergyGuard Ultra Polyiso Insulation or EnergyGuard RH Polyiso or min. 1.5-inch EnergyGuard RA or EnergyGuard RN	Hot asphalt	Min. 0.25-inch DensDeck Prime or SECUROCK Gypsum-Fiber Roof Board	Hot asphalt	BP-AA, SBS-AA, SBS-TA, APP-TA	(Optional) BP-AA, SBS-AA, SBS-TA, APP-TA	SBS-AA, SBS-TA, APP-TA	-52.5
W-7.	Min. 19/32-inch plywood or 1-inch wood plank; 2 ft span, 8d ring shank nails 6" o.c.	GAFGLAS #80 Ultima Base Sheet, GAFGLAS Stratavent Eliminator Nailable Venting Base Sheet, Ruberoid 20 Smooth, Ruberoid Mop Smooth, Ruberoid Mop Smooth 1.5	32 ga., 1-5/8-inch dia. tin caps with 11 ga. annular ring shank nails	9-inch o.c. at the min. 4-inch lap and 9-inch o.c. in two, equally spaced, staggered center rows	Min. 1-inch EnergyGuard Polyiso Insulation, EnergyGuard Ultra Polyiso Insulation or EnergyGuard RH Polyiso or min. 1.5-inch EnergyGuard RA or EnergyGuard RN	Hot asphalt	Min. 0.5-inch Structodek High Density Fiberboard Roof Insulation or EnergyGuard Perlite Recover Board or Min. 0.75-inch EnergyGuard Perlite Roof Insulation (homogeneous)	Hot asphalt	BP-AA, SBS-AA	(Optional) BP-AA, SBS-AA, SBS-TA, APP-TA	SBS-AA, SBS-TA, APP-TA	-60.0
W-8.	Min. 19/32-inch plywood or 1-inch wood plank; 2 ft span, 8d ring shank nails 6" o.c.	GAFGLAS #80 Ultima Base Sheet, GAFGLAS Stratavent Eliminator Nailable Venting Base Sheet, Ruberoid 20 Smooth, Ruberoid Mop Smooth, Ruberoid Mop Smooth 1.5	32 ga., 1-5/8-inch dia. tin caps with 11 ga. annular ring shank nails	9-inch o.c. at the min. 4-inch lap and 9-inch o.c. in two, equally spaced, staggered center rows	Min. 1-inch EnergyGuard Polyiso Insulation, EnergyGuard Ultra Polyiso Insulation or EnergyGuard RH Polyiso or min. 1.5-inch EnergyGuard RA or EnergyGuard RN	Hot asphalt	Min. 0.25-inch DensDeck Prime or SECUROCK Gypsum-Fiber Roof Board	Hot asphalt	BP-AA, SBS-AA, SBS-TA, APP-TA	(Optional) BP-AA, SBS-AA, SBS-TA, APP-TA	SBS-AA, SBS-TA, APP-TA	-60.0

SELF-ADHERING BASE PLY:

TABLE 1B: WOOD DECKS – NEW CONSTRUCTION OR REROOF (TEAR-OFF)
SYSTEM TYPE B-3: MECHANICALLY ATTACHED ANCHOR SHEET, BONDED INSULATION, BONDED ROOF COVER

System No.	Deck (Note 1)	Anchor Sheet			Base Insulation		Top Insulation		Roof Cover (Note 15)			MDP (psf)
		Type	Fastener (Note 11)	Attach	Type	Attach (Notes 6,7,8)	Type	Attach (Notes 6,7,8)	Base Ply	Ply	Cap Ply	
W-9.	Min. 19/32-inch plywood or 1-inch wood plank; 2 ft span, 8d ring shank nails 6" o.c.	GAFGLAS #80 Ultima Base Sheet, GAFGLAS Stratavent Eliminator Nailable Venting Base Sheet, Ruberoid 20 Smooth, Ruberoid Mop Smooth, Ruberoid Mop Smooth 1.5	32 ga., 1-5/8-inch dia. tin caps with 11 ga. annular ring shank nails	9-inch o.c. at the min. 2-inch lap and 12-inch o.c. in two, equally spaced, staggered center rows	Min. 1-inch EnergyGuard Polyiso Insulation, EnergyGuard Ultra Polyiso Insulation or EnergyGuard RH Polyiso or min. 1.5-inch EnergyGuard RA or EnergyGuard RN	Hot asphalt	Min. 0.25-inch DensDeck Prime or SECUROCK Gypsum-Fiber Roof Board	Hot asphalt	SBS-SA	(Optional) SBS-SA, SBS-TA or APP-TA	SBS-SA, SBS-TA or APP-TA	-45.0
VENTING SYSTEMS:												
W-10.	Min. 19/32-inch plywood or 1-inch wood plank; 2 ft span, 8d ring shank nails 6" o.c.	GAFGLAS #75 Base Sheet, Tri-Ply #75 Base Sheet, GAFGLAS #80 Ultima Base Sheet, GAFGLAS Stratavent Nailable Venting Base Sheet, Ruberoid 20 Smooth	32 ga., 1-5/8-inch dia. tin caps with 11 ga. annular ring shank nails	8-inch o.c. at min. 4-inch laps and 8-inch o.c. in two, equally spaced, staggered center rows	Min. 1-inch EnergyGuard Polyiso Insulation, EnergyGuard Ultra Polyiso Insulation or EnergyGuard RH Polyiso	Hot asphalt	(Optional) Additional layer(s) base insulation	Hot asphalt	GAFGLAS Stratavent Perforated Venting Base Sheet	(Optional) BP-AA, SBS-AA	SBS-AA	-45.0
W-11.	Min. 19/32-inch plywood or 1-inch wood plank; 2 ft span, 8d ring shank nails 6" o.c.	GAFGLAS #80 Ultima Base Sheet, GAFGLAS Stratavent Eliminator Nailable Venting Base Sheet, Ruberoid 20 Smooth, Ruberoid Mop Smooth, Ruberoid Mop Smooth 1.5	32 ga., 1-5/8-inch dia. tin caps with 11 ga. annular ring shank nails	9-inch o.c. at the min. 4-inch lap and 12-inch o.c. in two, equally spaced, staggered center rows	Min. 1-inch EnergyGuard Polyiso Insulation, EnergyGuard Ultra Polyiso Insulation or EnergyGuard RH Polyiso	Hot asphalt	(Optional) Additional layer(s) base insulation	Hot asphalt	GAFGLAS Stratavent Perforated Venting Base Sheet	(Optional) BP-AA, SBS-AA	SBS-AA	-45.0
W-12.	Min. 19/32-inch plywood or 1-inch wood plank; 2 ft span, 8d ring shank nails 6" o.c.	GAFGLAS #75 Base Sheet, Tri-Ply #75 Base Sheet, GAFGLAS #80 Ultima Base Sheet, GAFGLAS Stratavent Nailable Venting Base Sheet, Ruberoid 20 Smooth	32 ga., 1-5/8-inch diameter tin caps with 12 ga. annular ring shank nails	8-inch o.c. at the 4-inch lap and 8-inch o.c. in two staggered center rows	Min. 1-inch EnergyGuard Polyiso Insulation, EnergyGuard Ultra Polyiso Insulation or EnergyGuard RH Polyiso	Hot asphalt	(Optional) Additional layer(s) base insulation	Hot asphalt	GAFGLAS Stratavent Perforated Venting Base Sheet	(Optional) BP-AA, SBS-AA	SBS-AA	-52.5
W-13.	Min. 19/32-inch plywood or 1-inch wood plank; 2 ft span, 8d ring shank nails 6" o.c.	GAFGLAS #80 Ultima Base Sheet, GAFGLAS Stratavent Eliminator Nailable Venting Base Sheet, Ruberoid 20 Smooth, Ruberoid Mop Smooth, Ruberoid Mop Smooth 1.5	32 ga., 1-5/8-inch dia. tin caps with 11 ga. annular ring shank nails	9-inch o.c. at the min. 4-inch lap and 9-inch o.c. in two, equally spaced, staggered center rows	Min. 1-inch EnergyGuard Polyiso Insulation, EnergyGuard Ultra Polyiso Insulation or EnergyGuard RH Polyiso	Hot asphalt	(Optional) Additional layer(s) base insulation	Hot asphalt	GAFGLAS Stratavent Perforated Venting Base Sheet	(Optional) BP-AA, SBS-AA	SBS-AA	-60.0

TABLE 1c: WOOD DECKS – NEW CONSTRUCTION, REROOF (TEAR-OFF) OR RECOVER
SYSTEM TYPE B-3: MECHANICALLY ATTACHED ANCHOR SHEET, BONDED INSULATION, BONDED ROOF COVER

System No.	Deck (Note 1)	Anchor Sheet			Base Insulation		Top Insulation		Roof Cover (Note 15)			MDP (psf)
		Type	Fastener (Note 2, Note 1)	Attach	Type	Attach (Notes 6,7,8)	Type	Attach (Notes 6,7,8)	Base Ply	Ply	Cap Ply	
CONVENTIONAL SYSTEMS:												
W-14.	Min. 19/32-inch plywood or 1-inch wood plank; 2 ft span, 8d ring shank nails 6" o.c.	GAFGLAS #75 Base Sheet, Tri-Ply #75 Base Sheet, GAFGLAS #80 Ultima Base Sheet, GAFGLAS Stratavent Nailable Venting Base Sheet, Ruberoid 20 Smooth	Note 2	12-inch o.c. at the min. 4-inch lap and 12-inch o.c. in two, equally spaced, staggered center rows	Min. 1-inch EnergyGuard Polyiso Insulation, EnergyGuard Ultra Polyiso Insulation or EnergyGuard RH Polyiso or min. 1.5-inch EnergyGuard RA or EnergyGuard RN	Hot asphalt	Min. 0.5-inch Structodek High Density Fiberboard Roof Insulation or EnergyGuard Perlite Recover Board or Min. 0.75-inch EnergyGuard Perlite Roof Insulation (homogeneous)	Hot asphalt	BP-AA, SBS-AA	(Optional) BP-AA, SBS-AA, SBS-TA, APP-TA	SBS-AA, SBS-TA, APP-TA	-45.0
W-15.	Min. 19/32-inch plywood or 1-inch wood plank; 2 ft span, 8d ring shank nails 6" o.c.	GAFGLAS #75 Base Sheet, Tri-Ply #75 Base Sheet, GAFGLAS #80 Ultima Base Sheet, GAFGLAS Stratavent Nailable Venting Base Sheet, Ruberoid 20 Smooth	Note 2	12-inch o.c. at the min. 4-inch lap and 12-inch o.c. in two, equally spaced, staggered center rows	Min. 1-inch EnergyGuard Polyiso Insulation, EnergyGuard Ultra Polyiso Insulation or EnergyGuard RH Polyiso or min. 1.5-inch EnergyGuard RA or EnergyGuard RN	Hot asphalt	Min. 0.25-inch DensDeck Prime or SECUROCK Gypsum-Fiber Roof Board	Hot asphalt	BP-AA, SBS-AA, SBS-TA, APP-TA	(Optional) BP-AA, SBS-AA, SBS-TA, APP-TA	SBS-AA, SBS-TA, APP-TA	-45.0
W-16.	Min. 19/32-inch plywood or 1-inch wood plank; 2 ft span, 8d ring shank nails 6" o.c.	GAFGLAS #75 Base Sheet, Tri-Ply #75 Base Sheet, GAFGLAS #80 Ultima Base Sheet, GAFGLAS Stratavent Nailable Venting Base Sheet, Ruberoid 20 Smooth	Note 2 (#14 ONLY)	16-inch o.c. at the min. 4-inch lap and 16-inch o.c. in two, equally spaced, staggered center rows	Min. 1-inch EnergyGuard Polyiso Insulation, EnergyGuard Ultra Polyiso Insulation or EnergyGuard RH Polyiso or min. 1.5-inch EnergyGuard RA or EnergyGuard RN	Hot asphalt	Min. 0.5-inch Structodek High Density Fiberboard Roof Insulation or EnergyGuard Perlite Recover Board or Min. 0.75-inch EnergyGuard Perlite Roof Insulation (homogeneous)	Hot asphalt	BP-AA, SBS-AA	(Optional) BP-AA, SBS-AA, SBS-TA, APP-TA	SBS-AA, SBS-TA, APP-TA	-52.5
W-17.	Min. 19/32-inch plywood or 1-inch wood plank; 2 ft span, 8d ring shank nails 6" o.c.	GAFGLAS #75 Base Sheet, Tri-Ply #75 Base Sheet, GAFGLAS #80 Ultima Base Sheet, GAFGLAS Stratavent Nailable Venting Base Sheet, Ruberoid 20 Smooth	Note 2 (#14 ONLY)	16-inch o.c. at the min. 4-inch lap and 16-inch o.c. in two, equally spaced, staggered center rows	Min. 1-inch EnergyGuard Polyiso Insulation, EnergyGuard Ultra Polyiso Insulation or EnergyGuard RH Polyiso or min. 1.5-inch EnergyGuard RA or EnergyGuard RN	Hot asphalt	Min. 0.25-inch DensDeck Prime or SECUROCK Gypsum-Fiber Roof Board	Hot asphalt	BP-AA, SBS-AA, SBS-TA, APP-TA	(Optional) BP-AA, SBS-AA, SBS-TA, APP-TA	SBS-AA, SBS-TA, APP-TA	-52.5

TABLE 1c: WOOD DECKS – NEW CONSTRUCTION, REROOF (TEAR-OFF) OR RECOVER
SYSTEM TYPE B-3: MECHANICALLY ATTACHED ANCHOR SHEET, BONDED INSULATION, BONDED ROOF COVER

System No.	Deck (Note 1)	Anchor Sheet			Base Insulation		Top Insulation		Roof Cover (Note 15)			MDP (psf)
		Type	Fastener (Note 2 , Note 11)	Attach	Type	Attach (Notes 6,7,8)	Type	Attach (Notes 6,7,8)	Base Ply	Ply	Cap Ply	
W-18.	Min. 19/32-inch plywood or 1-inch wood plank; 2 ft span, 8d ring shank nails 6" o.c.	GAFGLAS #75 Base Sheet, Tri-Ply #75 Base Sheet, GAFGLAS #80 Ultima Base Sheet, GAFGLAS Stratavent Nailable Venting Base Sheet, Ruberoid 20 Smooth	Note 2 (#14 ONLY)	12-inch o.c. at the min. 4-inch lap and 12-inch o.c. in two, equally spaced, staggered center rows	Min. 1-inch EnergyGuard Polyiso Insulation, EnergyGuard Ultra Polyiso Insulation or EnergyGuard RH Polyiso or min. 1.5-inch EnergyGuard RA or EnergyGuard RN	Hot asphalt	Min. 0.5-inch Structodek High Density Fiberboard Roof Insulation or EnergyGuard Perlite Recover Board or Min. 0.75-inch EnergyGuard Perlite Roof Insulation (homogeneous)	Hot asphalt	BP-AA, SBS-AA	(Optional) BP-AA, SBS-AA, SBS-TA, APP-TA	SBS-AA, SBS-TA, APP-TA	-60.0
W-19.	Min. 19/32-inch plywood or 1-inch wood plank; 2 ft span, 8d ring shank nails 6" o.c.	GAFGLAS #75 Base Sheet, Tri-Ply #75 Base Sheet, GAFGLAS #80 Ultima Base Sheet, GAFGLAS Stratavent Nailable Venting Base Sheet, Ruberoid 20 Smooth	Note 2 (#14 ONLY)	12-inch o.c. at the min. 4-inch lap and 12-inch o.c. in two, equally spaced, staggered center rows	Min. 1-inch EnergyGuard Polyiso Insulation, EnergyGuard Ultra Polyiso Insulation or EnergyGuard RH Polyiso or min. 1.5-inch EnergyGuard RA or EnergyGuard RN	Hot asphalt	Min. 0.25-inch DensDeck Prime or SECUROCK Gypsum-Fiber Roof Board	Hot asphalt	BP-AA, SBS-AA, SBS-TA, APP-TA	(Optional) BP-AA, SBS-AA, SBS-TA, APP-TA	SBS-AA, SBS-TA, APP-TA	-60.0
W-20.	Min. 19/32-inch plywood or 1-inch wood plank; 2 ft span, 8d ring shank nails 6" o.c.	GAFGLAS #75 Base Sheet, Tri-Ply #75 Base Sheet, GAFGLAS #80 Ultima Base Sheet, GAFGLAS Stratavent Nailable Venting Base Sheet, Ruberoid 20 Smooth	Note 2	12-inch o.c. at the min. 2-inch lap and 12-inch o.c. in three, equally spaced, staggered center rows	Min. 1-inch EnergyGuard Polyiso Insulation, EnergyGuard Ultra Polyiso Insulation or EnergyGuard RH Polyiso or min. 1.5-inch EnergyGuard RA or EnergyGuard RN	Hot asphalt	Min. 0.5-inch Structodek High Density Fiberboard Roof Insulation or EnergyGuard Perlite Recover Board or Min. 0.75-inch EnergyGuard Perlite Roof Insulation (homogeneous)	Hot asphalt	BP-AA, SBS-AA	(Optional) BP-AA, SBS-AA, SBS-TA, APP-TA	SBS-AA, SBS-TA, APP-TA	-60.0
W-21.	Min. 19/32-inch plywood or 1-inch wood plank; 2 ft span, 8d ring shank nails 6" o.c.	GAFGLAS #75 Base Sheet, Tri-Ply #75 Base Sheet, GAFGLAS #80 Ultima Base Sheet, GAFGLAS Stratavent Nailable Venting Base Sheet, Ruberoid 20 Smooth	Note 2	12-inch o.c. at the min. 2-inch lap and 12-inch o.c. in three, equally spaced, staggered center rows	Min. 1-inch EnergyGuard Polyiso Insulation, EnergyGuard Ultra Polyiso Insulation or EnergyGuard RH Polyiso or min. 1.5-inch EnergyGuard RA or EnergyGuard RN	Hot asphalt	Min. 0.25-inch DensDeck Prime or SECUROCK Gypsum-Fiber Roof Board	Hot asphalt	BP-AA, SBS-AA, SBS-TA, APP-TA	(Optional) BP-AA, SBS-AA, SBS-TA, APP-TA	SBS-AA, SBS-TA, APP-TA	-60.0

**TABLE 1c: WOOD DECKS – NEW CONSTRUCTION, REROOF (TEAR-OFF) OR RECOVER
SYSTEM TYPE B-3: MECHANICALLY ATTACHED ANCHOR SHEET, BONDED INSULATION, BONDED ROOF COVER**

System No.	Deck (Note 1)	Anchor Sheet			Base Insulation		Top Insulation		Roof Cover (Note 15)			MDP (psf)
		Type	Fastener (Note 2, Note 11)	Attach	Type	Attach (Notes 6,7,8)	Type	Attach (Notes 6,7,8)	Base Ply	Ply	Cap Ply	
W-22.	Min. 19/32-inch plywood or 1-inch wood plank; 2 ft span, 8d ring shank nails 6" o.c.	GAFGLAS #75 Base Sheet, Tri-Ply #75 Base Sheet, GAFGLAS #80 Ultima Base Sheet, GAFGLAS Stratavent Nailable Venting Base Sheet, Ruberoid 20 Smooth	Drill-Tec 3" Ribbed Galvalume Plate (Flat) with Drill-Tec #14 Fastener or Drill-Tec #14 HD Fastener with Drill-Tec 3" Flat Steel Plate	12-inch o.c. at the min. 4-inch lap and 12-inch o.c. in two (2), equally spaced, staggered center rows	Min. 1-inch EnergyGuard Polyiso Insulation, EnergyGuard Ultra Polyiso Insulation or EnergyGuard RH Polyiso or min. 1.5-inch EnergyGuard RA or EnergyGuard RN	Hot asphalt	Min. 0.75-inch EnergyGuard Perlite Insulation	Hot asphalt	BP-AA, SBS-AA	(Optional) BP-AA, SBS-AA	SBS-AA	-67.5*
W-23.	Min. 19/32-inch plywood or 1-inch wood plank; 2 ft span, 8d ring shank nails 6" o.c.	GAFGLAS #75 Base Sheet, Tri-Ply #75 Base Sheet, GAFGLAS #80 Ultima Base Sheet, GAFGLAS Stratavent Nailable Venting Base Sheet, Ruberoid 20 Smooth	Note 2 (#14 ONLY)	8-inch o.c. at the 4-inch lap and 8-inch o.c. in three staggered center rows	Min. 1-inch EnergyGuard Polyiso Insulation, EnergyGuard Ultra Polyiso Insulation or EnergyGuard RH Polyiso or min. 1.5-inch EnergyGuard RA or EnergyGuard RN	Hot asphalt	Min. 0.5-inch Structodek High Density Fiberboard Roof Insulation or EnergyGuard Perlite Recover Board or Min. 0.75-inch EnergyGuard Perlite Roof Insulation (homogeneous)	Hot asphalt	BP-AA, SBS-AA	(Optional) BP-AA, SBS-AA, SBS-TA, APP-TA	SBS-AA, SBS-TA, APP-TA	-75.0*
W-24.	Min. 19/32-inch plywood or 1-inch wood plank; 2 ft span, 8d ring shank nails 6" o.c.	GAFGLAS #75 Base Sheet, Tri-Ply #75 Base Sheet, GAFGLAS #80 Ultima Base Sheet, GAFGLAS Stratavent Nailable Venting Base Sheet, Ruberoid 20 Smooth	Note 2 (#14 ONLY)	8-inch o.c. at the 4-inch lap and 8-inch o.c. in three staggered center rows	Min. 1-inch EnergyGuard Polyiso Insulation, EnergyGuard Ultra Polyiso Insulation or EnergyGuard RH Polyiso or min. 1.5-inch EnergyGuard RA or EnergyGuard RN	Hot asphalt	Min. 0.25-inch DensDeck Prime or SECUROCK Gypsum-Fiber Roof Board	Hot asphalt	BP-AA, SBS-AA, SBS-TA, APP-TA	(Optional) BP-AA, SBS-AA, SBS-TA, APP-TA	SBS-AA, SBS-TA, APP-TA	-82.5
VENTING SYSTEMS:												
W-25.	Min. 19/32-inch plywood or 1-inch wood plank; 2 ft span, 8d ring shank nails 6" o.c.	GAFGLAS #75 Base Sheet, Tri-Ply #75 Base Sheet, GAFGLAS #80 Ultima Base Sheet, GAFGLAS Stratavent Nailable Venting Base Sheet, Ruberoid 20 Smooth	Note 2 (#14 ONLY)	16-inch o.c. at the min. 4-inch lap and 16-inch o.c. in two, equally spaced, staggered center rows	Min. 1-inch EnergyGuard Polyiso Insulation, EnergyGuard Ultra Polyiso Insulation or EnergyGuard RH Polyiso	Hot asphalt	(Optional) Additional layer(s) base insulation	Hot asphalt	GAFGLAS Stratavent Perforated Venting Base Sheet	One or more BP-AA, SBS-AA	SBS-AA, SBS-TA, APP-TA	-52.5

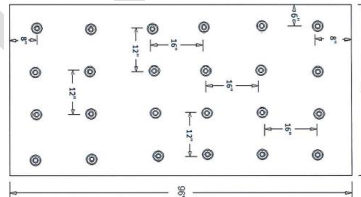
TABLE 1C: WOOD DECKS – NEW CONSTRUCTION, REROOF (TEAR-OFF) OR RECOVER
SYSTEM TYPE B-3: MECHANICALLY ATTACHED ANCHOR SHEET, BONDED INSULATION, BONDED ROOF COVER

System No.	Deck (Note 1)	Anchor Sheet			Base Insulation		Top Insulation		Roof Cover (Note 15)			MDP (psf)
		Type	Fastener (Note 2, Note 11)	Attach	Type	Attach (Notes 6,7,8)	Type	Attach (Notes 6,7,8)	Base Ply	Ply	Cap Ply	
W-26.	Min. 19/32-inch plywood or 1-inch wood plank; 2 ft span, 8d ring shank nails 6" o.c.	GAFGLAS #75 Base Sheet, Tri-Ply #75 Base Sheet, GAFGLAS #80 Ultima Base Sheet, GAFGLAS Stratavent Nailable Venting Base Sheet, Ruberoid 20 Smooth	Note 2 (#14 ONLY)	12-inch o.c. at the min. 4-inch lap and 12-inch o.c. in two, equally spaced, staggered center rows	Min. 1-inch EnergyGuard Polyiso Insulation, EnergyGuard Ultra Polyiso Insulation or EnergyGuard RH Polyiso	Hot asphalt	(Optional) Additional layer(s) base insulation	Hot asphalt	GAFGLAS Stratavent Perforated Venting Base Sheet	One or more BP-AA, SBS-AA	SBS-AA, SBS-TA, APP-TA	-60.0
W-27.	Min. 19/32-inch plywood or 1-inch wood plank; 2 ft span, 8d ring shank nails 6" o.c.	GAFGLAS #75 Base Sheet, Tri-Ply #75 Base Sheet, GAFGLAS #80 Ultima Base Sheet, GAFGLAS Stratavent Nailable Venting Base Sheet, Ruberoid 20 Smooth	Note 2 (#14 ONLY)	8-inch o.c. at the 4-inch lap and 8-inch o.c. in three staggered center rows	Min. 1-inch EnergyGuard Polyiso Insulation, EnergyGuard Ultra Polyiso Insulation or EnergyGuard RH Polyiso	Hot asphalt	(Optional) Additional layer(s) base insulation	Hot asphalt	GAFGLAS Stratavent Perforated Venting Base Sheet	One or more BP-AA, SBS-AA	SBS-AA, SBS-TA, APP-TA	-82.5*

TABLE 1D: WOOD DECKS - NEW CONSTRUCTION, REROOF (TEAR-OFF) OR RECOVER
SYSTEM TYPE C-1: MECHANICALLY ATTACHED INSULATION, BONDED ROOF COVER

System No.	Deck (Note 1)	Base Insulation Layer (Note 3, Note 13)	Top Insulation Layer			Roof Cover (Note 15)			MDP (psf)
			Type	Fastener (Note 2, Note 11)	Attach	Base Ply	Ply	Cap Ply	
CONVENTIONAL SYSTEMS:									
W-28.	Min. 19/32-inch plywood or 1-inch wood plank; 2 ft span, 8d ring shank nails 6" o.c.	Min. 0.75-inch, one or more layers, any combination, loose laid	Min. 1.5-inch EnergyGuard Composite or EnergyGuard RA Composite	Note 2	1 per 3.0 ft2	BP-AA, SBS-AA	(Optional) BP-AA, SBS-AA, SBS-TA, APP-TA	SBS-AA, SBS-TA, APP-TA	-45.0
W-29.	Min. 19/32-inch plywood or 1-inch wood plank; 2 ft span, 8d ring shank nails 6" o.c.	Min. 0.75-inch, one or more layers, any combination, loose laid	Min. 1-inch Structodek High Density Fiberboard Roof Insulation or min. 0.75-inch EnergyGuard Perlite Roof Insulation (homogeneous)	Note 2	1 per 2.0 ft2	BP-AA, SBS-AA	(Optional) BP-AA, SBS-AA, SBS-TA, APP-TA	SBS-AA, SBS-TA, APP-TA	-45.0
W-30.	Min. 19/32-inch plywood or 1-inch wood plank; 2 ft span, 8d ring shank nails 6" o.c.	(Optional) One or more layers, any combination, loose laid	Min. 0.25-inch SECUROCK Gypsum Fiber Roof Board	Note 2 (#14 only)	1 per 1.8 ft2	BP-AA, SBS-AA, SBS-TA, APP-TA	(Optional) BP-AA, SBS-AA, SBS-TA, APP-TA	SBS-AA, SBS-TA, APP-TA	-60.0
SELF-ADHERING BASE PLY:									
W-31.	Min. 15/32-inch plywood or 1-inch wood plank; 2 ft span, 8d common nails 6" o.c.	(Optional) One or more layers, any combination, loose laid	Min. 1.5-inch EnergyGuard RA, EnergyGuard RH, EnergyGuard RN	Note 2 (HD Fastener only)	1 per 2.0 ft2	SBS-SA	(Optional) SBS-SA	SBS-SA	-45.0

**TABLE 1D: WOOD DECKS - NEW CONSTRUCTION, REROOF (TEAR-OFF) OR RECOVER
SYSTEM TYPE C-1: MECHANICALLY ATTACHED INSULATION, BONDED ROOF COVER**

System No.	Deck (Note 1)	Base Insulation Layer (Note 3, Note 13)	Top Insulation Layer			Roof Cover (Note 15)			MDP (psf)
			Type	Fastener (Note 2, Note 11)	Attach	Base Ply	Ply	Cap Ply	
W-32.	Min. 15/32-inch plywood or 1-inch wood plank; 2 ft span; 8d ring shank nails, 6" o.c.	(Optional) One or more layers, any combination, loose laid	Min. 1.5-inch EnergyGuard Polyiso Insulation, EnergyGuard Ultra	Drill-Tec #12 Fastener and Drill-Tec 3" Steel Plate	1 per 1.8 ft ²	SBS-SA	(Optional) SBS-TA, APP-TA	SBS-TA, APP-TA	-52.5
W-33.	Min. 15/32-inch plywood or 1-inch wood plank; 2 ft span; 8d ring shank nails, 6" o.c.	(Optional) One or more layers, any combination, loose laid	Min. 1.5-inch EnergyGuard Polyiso Insulation, EnergyGuard Ultra	Drill-Tec #12 Fastener and Drill-Tec 3" Steel Plate	1 per 1.6 ft ²	SBS-SA	(Optional) SBS-TA, APP-TA	SBS-TA, APP-TA	-60.0
VENTING SYSTEMS:									
W-34.	Min. 15/32-inch plywood or 1-inch wood plank; 2 ft span; 8d ring shank nails, 6" o.c.	(Optional) One or more layers, any combination, loose laid	Min. 1.5-inch EnergyGuard Polyiso Insulation or EnergyGuard Ultra	Note 2	1 per 1.3 ft ²	GAFGLAS Stratavent Perforated Venting Base Sheet	(Optional) One or more BP-AA, SBS-AA	SBS-AA	-60.0*
COLD-APPLIED SYSTEMS:									
W-35.	Min. 15/32-inch plywood or 1-inch wood plank; 2 ft span; 8d ring shank nails, 6" o.c.	(Optional) One or more layers, any combination, loose laid	Min. 0.25-inch SECUROCK Gypsum Fiber Roof Board	Note 2 (#14 fasteners only)	1 per 2.0 ft ²	SBS-CA1	None	SBS-CA1	-45.0*
W-36.	Min. 15/32-inch plywood or 1-inch wood plank; 2 ft span; 8d ring shank nails, 6" o.c.	(Optional) One or more layers, any combination, loose laid	Min. 0.25-inch SECUROCK Gypsum Fiber Roof Board	Note 2 (#14 fasteners only)	1 per 1.8 ft ²	SBS-CA1	None	SBS-CA1	-60.0
W-37.	Min. 15/32-inch plywood or 1-inch wood plank; 2 ft span; 8d ring shank nails, 6" o.c.	(Optional) One or more layers, any combination, loose laid	Min. 0.25-inch SECUROCK Gypsum Fiber Roof Board	Note 2 (#14 fasteners only)	1 per 1.3 ft ²	SBS-CA1	None	SBS-CA1	-82.5
									

**TABLE 1E: WOOD DECKS – NEW CONSTRUCTION, REROOF (TEAR-OFF) OR RECOVER
SYSTEM TYPE D-2: INSULATED, MECHANICALLY ATTACHED BASE SHEET, BONDED ROOF COVER**

System No.	Deck (Note 1)	Insulation (Note 3, Note 13)		Base Sheet			Roof Cover (Note 15)			MDP (psf)
		Type	Attach	Type	Fastener (Note 2, Note 11)	Attach	Base Ply	Ply	Cap Ply	
CONVENTIONAL SYSTEMS:										

**TABLE 1E: WOOD DECKS – NEW CONSTRUCTION, REROOF (TEAR-OFF) OR RECOVER
SYSTEM TYPE D-2: INSULATED, MECHANICALLY ATTACHED BASE SHEET, BONDED ROOF COVER**

System No.	Deck (Note 1)	Insulation (Note 3, Note 13)		Base Sheet			Roof Cover (Note 15)			MDP (psf)
		Type	Attach	Type	Fastener (Note 2, Note 11)	Attach	Base Ply	Ply	Cap Ply	
W-38.	Min. 19/32-inch plywood or 1-inch wood plank; 2 ft span, 8d ring shank nails 6" o.c.	Min. 1-inch, one or more layers, any combination	Prelim attach	GAFGLAS #75 Base Sheet, Tri-Ply #75 Base Sheet, #80 Ultima Base Sheet, Stratavent Nailable Venting Base Sheet, Ruberoid 20 Smooth	Note 2	12-inch o.c. at min. 2-inch laps and 12-inch o.c. in two, equally spaced, staggered center rows	BP-AA, SBS-AA	(Optional) BP-AA, SBS-AA	SBS-AA, SBS-TA, SBS-CA, APP-TA	-45.0
W-39.	Min. 19/32-inch plywood or 1-inch wood plank; 2 ft span, 8d ring shank nails 6" o.c.	Min. 1-inch, one or more layers, any combination	Prelim attach	GAFGLAS #75 Base Sheet, Tri-Ply #75 Base Sheet, #80 Ultima Base Sheet, Stratavent Nailable Venting Base Sheet, Ruberoid 20 Smooth	Note 2	12-inch o.c. at min. 2-inch laps and 12-inch o.c. in three, equally spaced, staggered center rows	BP-AA, SBS-AA	(Optional) BP-AA, SBS-AA	SBS-AA, SBS-TA, SBS-CA, APP-TA	-60.0
W-40.	Min. 19/32-inch plywood or 1-inch wood plank; 2 ft span, 8d ring shank nails 6" o.c.	Min. 1-inch, one or more layers, any combination	Prelim attach	GAFGLAS #75 Base Sheet, Tri-Ply #75 Base Sheet, #80 Ultima Base Sheet, Stratavent Nailable Venting Base Sheet, Ruberoid 20 Smooth	Note 2	8-inch o.c. at min. 2-inch laps and 8-inch o.c. in three, equally spaced, staggered center rows	BP-AA, SBS-AA	(Optional) BP-AA, SBS-AA	SBS-AA, SBS-TA, SBS-CA, APP-TA	-75.0
SELF-ADHERING BASE PLY:										
W-41.	Min. 15/32-inch plywood or 1-inch wood plank; 2 ft span, #8 x 2½" deck screws, 6" o.c.	Min. 1-inch, one or more layers, any combination	Loose laid	Liberty SBS Mechanically Attached Base Sheet	Note 2	8-inch o.c. at min. 3-inch laps and 8-inch o.c. at two, equally spaced, staggered center rows	SBS-SA	None	SBS-SA	-97.5

**TABLE 1F: WOOD DECKS - NEW CONSTRUCTION OR REROOF (TEAR-OFF)
SYSTEM TYPE E-2: NON-INSULATED, MECHANICALLY FASTEDED BASE SHEET, BONDED ROOF COVER**

System No.	Deck (Note 1)	Base Sheet			Roof Cover (Note 15)		MDP (psf)
		Type	Fastener (Note 11)	Attachment	Base Ply	Cap Ply	
CONVENTIONAL SYSTEMS:							
W-42.	Min. 19/32-inch plywood or 1-inch wood plank; 2 ft span, 8d common nails 6" o.c.	GAFGLAS #75 Base Sheet, Tri-Ply #75 Base Sheet, GAFGLAS #80 Ultima Base Sheet, GAFGLAS Stratavent Nailable Venting Base Sheet, Ruberoid 20 Smooth	32 ga., 1-5/8-inch dia. tin caps with 11 ga. annular ring shank nails	8-inch o.c. at min. 4-inch laps and 8-inch o.c. in two, equally spaced, staggered center rows	(Optional) BP-AA, SBS-AA	SBS-AA	-45.0
W-43.	Min. 19/32-inch plywood or 1-inch wood plank; 2 ft span, 8d common nails 6" o.c.	GAFGLAS #80 Ultima Base Sheet, GAFGLAS Stratavent Eliminator Nailable Venting Base Sheet, Ruberoid 20 Smooth, Ruberoid Mop Smooth, Ruberoid Mop Smooth 1.5	32 ga., 1-5/8-inch dia. tin caps with 12 ga. annular ring shank nails	9-inch o.c. at min. 4-inch laps and 9-inch o.c. at two, equally spaced, staggered center rows	(Optional) BP-AA, SBS-AA	SBS-AA	-45.0
W-44.	Min. 19/32-inch plywood or 1-inch wood plank; 2 ft span, 8d ring shank nails 6" o.c.	GAFGLAS #75 Base Sheet, Tri-Ply #75 Base Sheet, GAFGLAS #80 Ultima Base Sheet, GAFGLAS Stratavent Nailable Venting Base Sheet, Ruberoid 20 Smooth	32 ga., 1-5/8-inch dia. tin caps with 11 ga. annular ring shank nails	9-inch o.c. at min. 4-inch laps and 12-inch o.c. in two, equally spaced, staggered center rows	BP-AA, SBS-AA	SBS-AA, SBS-TA, SBS-CA, APP-TA	-45.0

**TABLE 1F: WOOD DECKS - NEW CONSTRUCTION OR REROOF (TEAR-OFF)
SYSTEM TYPE E-2: NON-INSULATED, MECHANICALLY FASTEDED BASE SHEET, BONDED ROOF COVER**

System No.	Deck (Note 1)	Base Sheet			Roof Cover (Note 15)		MDP (psf)
		Type	Fastener (Note 11)	Attachment	Base Ply	Cap Ply	
W-45.	Min. 19/32-inch plywood or 1-inch wood plank; 2 ft span, 8d ring shank nails 6" o.c.	GAFGLAS #75 Base Sheet, Tri-Ply #75 Base Sheet, GAFGLAS #80 Ultima Base Sheet, GAFGLAS Stratavent Nailable Venting Base Sheet, Ruberoid 20 Smooth	32 ga., 1-5/8-inch dia. tin caps with 11 ga. annular ring shank nails	6-inch o.c. at min. 4-inch laps and 6-inch o.c. in two, equally spaced, staggered center rows	(Optional) BP-AA, SBS-AA	SBS-AA	-52.5
W-46.	Min. 19/32-inch plywood or 1-inch wood plank; 2 ft span, 8d ring shank nails 6" o.c.	GAFGLAS #75 Base Sheet, Tri-Ply #75 Base Sheet, GAFGLAS #80 Ultima Base Sheet, GAFGLAS Stratavent Nailable Venting Base Sheet, Ruberoid 20 Smooth	32 ga., 1-5/8-inch dia. tin caps with 11 ga. annular ring shank nails	9-inch o.c. at min. 4-inch laps and 9-inch o.c. in two, equally spaced, staggered center rows	BP-AA, SBS-AA	SBS-AA, SBS-TA, SBS-CA, APP-TA	-52.5
W-47.	Min. 19/32-inch plywood or 1-inch wood plank; 2 ft span, 8d ring shank nails 6" o.c.	GAFGLAS #80 Ultima Base Sheet, GAFGLAS Stratavent Eliminator Nailable Venting Base Sheet, Ruberoid 20 Smooth, Ruberoid Mop Smooth, Ruberoid Mop Smooth 1.5	32 ga., 1-5/8-inch dia. tin caps with 11 ga. annular ring shank nails	9-inch o.c. at min. 4-inch laps and 9-inch o.c. in two, equally spaced, staggered center rows	(Optional) APP-TA	APP-TA	-60.0
W-48.	Min. 19/32-inch plywood or 1-inch wood plank; 2 ft span, 8d ring shank nails 6" o.c.	GAFGLAS #80 Ultima Base Sheet, GAFGLAS Stratavent Eliminator Nailable Venting Base Sheet, Ruberoid 20 Smooth, Ruberoid Mop Smooth, Ruberoid Mop Smooth 1.5	32 ga., 1-5/8-inch dia. tin caps with 12 ga. annular ring shank nails	8-inch o.c. at min. 4-inch laps and 8-inch o.c. at three, equally spaced, staggered center rows	(Optional) BP-AA, SBS-AA	SBS-AA	-75.0
W-49.	Min. 19/32-inch plywood or 1-inch wood plank; 2 ft span, 8d ring shank nails 6" o.c.	GAFGLAS #80 Ultima Base Sheet, GAFGLAS Stratavent Eliminator Nailable Venting Base Sheet, Ruberoid 20 Smooth, Ruberoid Mop Smooth, Ruberoid Mop Smooth 1.5	32 ga., 1-5/8-inch dia. tin caps with 11 ga. annular ring shank nails	7-inch o.c. at min. 4-inch laps and 7-inch o.c. in three, equally spaced, staggered center rows	BP-AA, SBS-AA	SBS-AA, SBS-TA, SBS-CA, APP-TA	-82.5
W-50.	Min. 19/32-inch plywood or 1-inch wood plank; 2 ft span; 8d ring shank nails, 3" o.c.	GAFGLAS #75 Base Sheet, Tri-Ply #75 Base Sheet, GAFGLAS #80 Ultima Base Sheet, GAFGLAS Stratavent Nailable Venting Base Sheet, Ruberoid 20 Smooth	32 ga., 1-5/8-inch dia. tin caps with 11 ga. annular ring shank nails	4-inch o.c. at min. 2-inch laps and 4-inch o.c. in four (4), equally spaced, staggered center rows	(Optional) BP-AA, SBS-AA, SBS-TA, APP-TA	SBS-AA, SBS-TA, APP-TA	-97.5
W-51.	Min. 19/32-inch plywood or 1-inch wood plank; 2 ft span, 8d ring shank nails, 3" o.c.	GAFGLAS #75 Base Sheet, Tri-Ply #75 Base Sheet, GAFGLAS #80 Ultima Base Sheet, GAFGLAS Stratavent Nailable Venting Base Sheet, Ruberoid 20 Smooth	32 ga., 1-5/8-inch dia. tin caps with 11 ga. annular ring shank nails	3-inch o.c. at min. 3-inch laps and 3-inch o.c. at five (5), equally spaced, staggered center rows. <i>Base sheet and tin-caps shall be primed with Matrix 307 Premium Asphalt Primer prior to base ply installation</i>	(Optional) SBS-TA	Ruberoid HW Plus Granule, Ruberoid HW Plus Granule FR, Ruberoid EnergyCap HW Plus Granule FR	-120.0
SELF-ADHERING BASE PLY:							
W-52.	Min. 19/32-inch plywood or 1-inch wood plank; 2 ft span, 8d common nails 6" o.c.	Liberty SBS Mechanically Attached Base Sheet or Liberty SBS Self-Adhering Base/Ply Sheet	32 ga., 1-5/8-inch dia. tin caps with 11 ga. annular ring shank nails	8-inch o.c. at min. 3-inch laps and 8-inch o.c. in three, equally spaced, staggered center rows	(Optional) SBS-SA	SBS-SA, SBS-TA or APP-TA	-45.0

**TABLE 1G: WOOD DECKS - NEW CONSTRUCTION, REROOF (TEAR-OFF) OR RECOVER
SYSTEM TYPE E-2: NON-INSULATED, MECHANICALLY FASTEDED BASE SHEET, BONDED ROOF COVER**

System No.	Deck (Note 1)	Base Sheet			Roof Cover (Note 15)		MDP (psf)
		Type	Fastener (Note 2, Note 11)	Attachment	Base Ply	Cap Ply	
CONVENTIONAL SYSTEMS:							
W-53.	Min. 19/32-inch plywood or 1-inch wood plank; 2 ft span, 8d ring shank nails 6" o.c.	GAFGLAS #75 Base Sheet, Tri-Ply #75 Base Sheet, GAFGLAS #80 Ultima Base Sheet, GAFGLAS Stratavent Nailable Venting Base Sheet, Ruberoid 20 Smooth	Note 2	12-inch o.c. at 2-inch laps and 12-inch o.c. in two, equally spaced, staggered center rows	BP-AA, SBS-AA	SBS-AA, SBS-TA, SBS-CA, APP-TA	-45.0
W-54.	Min. 19/32-inch plywood or 1-inch wood plank; 2 ft span, 8d ring shank nails 6" o.c.	GAFGLAS #75 Base Sheet, Tri-Ply #75 Base Sheet, GAFGLAS #80 Ultima Base Sheet, GAFGLAS Stratavent Nailable Venting Base Sheet, Ruberoid 20 Smooth	Note 2 (#14 ONLY)	16-inch o.c. at 4-inch laps and 16-inch o.c. in two, equally spaced, staggered center rows	(Optional) BP-AA, SBS-AA	SBS-AA	-52.5
W-55.	Min. 19/32-inch plywood or 1-inch wood plank; 2 ft span, 8d ring shank nails 6" o.c.	GAFGLAS #75 Base Sheet, Tri-Ply #75 Base Sheet, GAFGLAS #80 Ultima Base Sheet, GAFGLAS Stratavent Nailable Venting Base Sheet, Ruberoid 20 Smooth	Note 2	12-inch o.c. at 2-inch laps and 12-inch o.c. in three, equally spaced, staggered center rows	BP-AA, SBS-AA	SBS-AA, SBS-TA, SBS-CA, APP-TA	-60.0
W-56.	Min. 19/32-inch plywood or 1-inch wood plank; 2 ft span, 8d ring shank nails 6" o.c.	GAFGLAS #75 Base Sheet, Tri-Ply #75 Base Sheet, GAFGLAS #80 Ultima Base Sheet, GAFGLAS Stratavent Nailable Venting Base Sheet, Ruberoid 20 Smooth	Note 2 (#14 ONLY)	12-inch o.c. at 4-inch laps and 12-inch o.c. in two, equally spaced, staggered center rows	(Optional) BP-AA, SBS-AA	SBS-AA	-60.0
W-57.	Min. 19/32-inch plywood or 1-inch wood plank; 2 ft span, 8d ring shank nails 6" o.c.	GAFGLAS #80 Ultima Base Sheet, Ruberoid 20 Smooth, Ruberoid Mop Smooth, Ruberoid Mop Smooth 1.5	Note 2	9-inch o.c. at 4-inch laps and 9-inch o.c. in two, equally spaced, staggered center rows	(Optional) SBS-TA	SBS-TA (polyester only)	-60.0
W-58.	Min. 19/32-inch plywood or 1-inch wood plank; 2 ft span, 8d ring shank nails 6" o.c.	GAFGLAS #75 Base Sheet, Tri-Ply #75 Base Sheet, GAFGLAS #80 Ultima Base Sheet, GAFGLAS Stratavent Nailable Venting Base Sheet, Ruberoid 20 Smooth	Note 2 (#14 ONLY)	8-inch o.c. at 4-inch laps and 8-inch o.c. in three, equally spaced, staggered center rows	(Optional) BP-AA, SBS-AA	SBS-AA	-97.5
W-59.	Min. 19/32-inch plywood or 1-inch wood plank; 2 ft span, #8 wood screws 6" o.c.	GAFGLAS #75 Base Sheet, Tri-Ply #75 Base Sheet, #80 Ultima Base Sheet, Ply 4, FlexPly 6 or Stratavent Nailable Venting Base Sheet, Ruberoid 20 Smooth	Note 2	8-inch o.c. at 2-inch laps and 8-inch o.c. in three, equally spaced, staggered center rows	BP-AA, SBS-AA	SBS-AA, SBS-TA, SBS-CA, APP-TA	-105.0
SELF-ADHERING BASE PLY:							
W-60.	Min. 19/32-inch plywood or 1-inch wood plank; 2 ft spans; blocked 4 ft o.c.; 8d ring shank nails 6" o.c. in the field; 10d ring shank nails 4" o.c. at the perimeters	StormSafe Anchor Sheet	Note 2 (AccuTrac Flat Plate, Drill-Tec 3" Flat Steel Plate or Drill-Tec 3" Recessed Steel Plate only)	9-inch o.c. at 4-inch laps and 9-inch o.c. in three, equally spaced, staggered center rows	(Optional) SBS-SA	SBS-SA <i>Note: Seams sealed with TOPCOAT SB-900 or FlexSeal</i>	-60.0
W-61.	Min. 19/32-inch plywood or 1-inch wood plank; 2 ft span, 8d ring shank nails 6" o.c.	Liberty SBS Mechanically Attached Base Sheet	Note 2 (HD Fastener only)	8-inch o.c. at 3-inch laps and 8-inch o.c. in two, equally spaced, staggered center rows	(Optional) SBS-SA	SBS-SA, SBS-TA or APP-TA	-60.0

**TABLE 2A: STEEL DECKS - NEW CONSTRUCTION OR REROOF (TEAR-OFF)
SYSTEM TYPE A-1: BONDED INSULATION, BONDED ROOF COVER**

System No.	Deck (Note 1)	Base Insulation Layer		Top Insulation Layer		Roof Cover (Note 15)			MDP (psf)
		Type	Attach (Notes 6,7,8)	Type	Attach (Notes 6,7,8)	Base Ply	Ply	Cap Ply	
CONVENTIONAL SYSTEMS:									
SC-1	Min. 22 ga., type B, Grade 40 steel; 6 ft span, 5/8" puddle welds, 6" o.c.	Min. 1.5-inch EnergyGuard Polyiso Insulation	LRF-M or OB500, 6-inch o.c.	Optional additional layer(s) min. 1.5-inch thick EnergyGuard Polyiso Insulation or EnergyGuard Ultra Polyiso Insulation followed by Min. 0.25-inch SECUROCK Gypsum-Fiber Roof Board	LRF-M or OB500	BP-AA, SBS-AA, SBS-TA or APP-TA	(Optional) One or more BP-AA, SBS-AA, SBS-TA or APP-TA	SBS-AA, SBS-TA or APP-TA	-60.0
SELF-ADHERING BASE PLY:									
SC-2	Min. 22 ga., type B, Grade 40 steel; 6 ft span, 5/8" puddle welds, 6" o.c.	Min. 1.5-inch EnergyGuard Polyiso Insulation	LRF-M or OB500, 6-inch o.c.	Optional additional layer(s) min. 1.5-inch thick EnergyGuard Polyiso Insulation or EnergyGuard Ultra Polyiso Insulation followed by Min. 0.25-inch SECUROCK Gypsum-Fiber Roof Board	LRF-M or OB500	SBS-SA	(Optional) SBS-TA, APP-TA	SBS-TA, APP-TA	-60.0

**TABLE 2B: STEEL OR STRUCTURAL CONCRETE DECKS - NEW CONSTRUCTION, REROOF (TEAR-OFF) OR RECOVER
SYSTEM TYPE B-1: MECHANICALLY ATTACHED BASE INSULATION, BONDED TOP INSULATION, BONDED ROOF COVER**

System No.	Deck† (Note 1)	Base Insulation Layer			Top Insulation Layer		Roof Cover (Note 15)			MDP (psf)
		Type	Fasten (Note 2, Note 11)	Attach	Type	Attach (Notes 6,7,8)	Base Ply	Ply	Cap Ply	
CONVENTIONAL SYSTEMS:										
SC-3	Min. 22 ga., type B, Grade 33 steel or min. 2,500 psi structural concrete	Min. 0.625-inch DensDeck Prime	Note 2	1 per 4.0 ft2	Min. 1.5-inch EnergyGuard followed by min. 0.25-inch DensDeck Prime or SECUROCK Gypsum-Fiber Roof Board	Hot asphalt	APP-TA	(Optional) APP-TA	APP-TA	-45.0*
SC-4	Min. 22 ga., type B, Grade 33 steel or min. 2,500 psi structural concrete	Min. 0.5-inch DensDeck Prime	Note 2	1 per 2.7 ft2	Min. 1.5-inch EnergyGuard followed by min. 0.25-inch DensDeck Prime or SECUROCK Gypsum-Fiber Roof Board	Hot asphalt	APP-TA	(Optional) APP-TA	APP-TA	-45.0*
SC-5	Min. 22 ga., type B, Grade 33 steel or min. 2,500 psi structural concrete	Min. 1.5-inch EnergyGuard Polyiso Insulation	Note 2	1 per 2.7 ft2	Optional additional layers, min. 1.5-inch base insulation followed by mMin. 0.75-inch EnergyGuard Perlite Roof Insulation (homogeneous) or min. 0.5-inch Structodek High Density Fiberboard Roof Insulation or EnergyGuard Perlite Recover Board or min. 0.25-inch DensDeck, DensDeck Prime or SECUROCK Gypsum Fiber Roof Board	Hot asphalt	BP-AA, SBS-AA	(Optional) One or more BP-AA, SBS-AA	SBS-AA	-45.0*

**TABLE 2B: STEEL OR STRUCTURAL CONCRETE DECKS - NEW CONSTRUCTION, REROOF (TEAR-OFF) OR RECOVER
SYSTEM TYPE B-1: MECHANICALLY ATTACHED BASE INSULATION, BONDED TOP INSULATION, BONDED ROOF COVER**

System No.	Deck† (Note 1)	Base Insulation Layer			Top Insulation Layer			Roof Cover (Note 15)			MDP (psf)
		Type	Fasten (Note 2, Note 11)	Attach	Type	Attach (Notes 6,7,8)	Base Ply	Ply	Cap Ply		
SC-6	Min. 22 ga., type B, Grade 33 steel or min. 2,500 psi structural concrete	Min. 1.5-inch EnergyGuard RA, EnergyGuard RH, EnergyGuard RN	Note 2	1 per 2.0 ft2	Optional additional layers, min. 1.5-inch base insulation followed by min. 0.75-inch EnergyGuard Perlite Roof Insulation (homogeneous) or min. 0.5-inch Structodek High Density Fiberboard Roof Insulation or EnergyGuard Perlite Recover Board or min. 0.25-inch DensDeck, DensDeck Prime or SECUROCK Gypsum Fiber Roof Board	Hot asphalt	BP-AA, SBS-AA	(Optional) One or more BP-AA, SBS-AA	SBS-AA	-45.0*	
SC-7	Min. 22 ga., type B, Grade 33 steel or min. 2,500 psi structural concrete	Min. 2-inch EnergyGuard Polyiso Insulation, EnergyGuard Ultra, EnergyGuard RA, EnergyGuard RH, EnergyGuard RN	Note 2	1 per 4.0 ft2	Optional additional layers, min. 1.5-inch base insulation followed by min. 0.75-inch EnergyGuard Perlite Roof Insulation (homogeneous) or min. 0.5-inch Structodek High Density Fiberboard Roof Insulation or EnergyGuard Perlite Recover Board or min. 0.25-inch DensDeck, DensDeck Prime or SECUROCK Gypsum Fiber Roof Board	Hot asphalt	BP-AA, SBS-AA	(Optional) One or more BP-AA, SBS-AA	SBS-AA	-45.0*	
SC-8	Min. 22 ga., type B, Grade 50 steel; 6 ft span, 5/8" puddle welds, 6" o.c. or min. 2,500 psi structural concrete	Min. 1.5-inch EnergyGuard Polyiso Insulation or EnergyGuard Ultra	Note 2	1 per 1.8 ft2	Min. 0.75-inch EnergyGuard Perlite Roof Insulation (homogeneous), min. 0.5-inch Structodek High Density Fiberboard Roof Insulation or EnergyGuard Perlite Recover Board or min. 0.25-inch DensDeck Prime or SECUROCK Gypsum-Fiber Roof Board	Hot asphalt	BP-AA, SBS-AA	(Optional) BP-AA, SBS-AA	SBS-AA	-60.0*	
SC-9	Min. 22 ga., type B, Grade 50 steel; 6 ft span, 5/8" puddle welds, 6" o.c. or min. 2,500 psi structural concrete	Min. 1.5-inch EnergyGuard Polyiso Insulation or EnergyGuard Ultra	Note 2	1 per 1.8 ft2	Min. 0.25-inch SECUROCK Gypsum-Fiber Roof Board	Hot asphalt	SBS-TA or APP-TA	(Optional) SBS-TA or APP-TA	SBS-TA or APP-TA	-60.0*	
SC-10	Min. 22 ga., type B, Grade 33 steel; 6 ft span, #12 HWH Tek 5 screw 6" o.c. or min. 2,500 psi structural concrete	Min. 2-inch EnergyGuard Polyiso Insulation, EnergyGuard Ultra, EnergyGuard RA, EnergyGuard RH, EnergyGuard RN	Note 2	1 per 1.45 ft2	Min. 1.0-inch EnergyGuard Perlite Roof Insulation (homogeneous)	Hot asphalt	BP-AA, SBS-AA	(Optional) BP-AA, SBS-AA	SBS-AA or SBS-TA	-60.0	

**TABLE 2B: STEEL OR STRUCTURAL CONCRETE DECKS - NEW CONSTRUCTION, REROOF (TEAR-OFF) OR RECOVER
SYSTEM TYPE B-1: MECHANICALLY ATTACHED BASE INSULATION, BONDED TOP INSULATION, BONDED ROOF COVER**

System No.	Deck‡ (Note 1)	Base Insulation Layer			Top Insulation Layer			Roof Cover (Note 15)			MDP (psf)
		Type	Fasten (Note 2, Note 11)	Attach	Type	Attach (Notes 6,7,8)	Base Ply	Ply	Cap Ply		
SC-11	Min. 22 ga., type B, Grade 33 steel; 6 ft spans; #12 HWH Tekes 5 screws at 6" o.c. or min. 2,500 psi structural concrete	Min. 1.5-inch EnergyGuard Polyiso Insulation, EnergyGuard Ultra Polyiso Insulation, EnergyGuard RH, EnergyGuard RN	Note 2	1 per 1.3 ft2	Optional additional layers base insulation followed by min. 0.75-inch EnergyGuard Perlite Roof Insulation (homogenous), min. 0.5-inch Structodek High Density Fiberboard Roof Insulation or EnergyGuard Perlite Recover Board, min. 0.25-inch DensDeck Prime or SECUROCK Gypsum-Fiber Roof Board	Hot asphalt	BP-AA or SBS-AA	(Optional) BP-AA, SBS-AA, SBS-TA	SBS-AA, SBS-TA	-60.0	
SC-12	Min. 22 ga., type B, Grade 33 steel; 6 ft span, #12 HWH Tekes 5 screw 6" o.c. or min. 2,500 psi structural concrete	Min. 2-inch EnergyGuard Polyiso Insulation, EnergyGuard Ultra, EnergyGuard RA, EnergyGuard RH, EnergyGuard RN	Note 2	1 per 1.45 ft2	Min. 0.5-inch Structodek High Density Fiberboard Roof Insulation	Hot asphalt	BP-AA, SBS-AA	(Optional) BP-AA, SBS-AA	SBS-AA or SBS-TA	-67.5	
SC-13	Min. 22 ga., type B, Grade 33 steel or min. 2,500 psi structural concrete	Min. 1.5-inch EnergyGuard Polyiso Insulation, EnergyGuard Ultra, EnergyGuard RA, EnergyGuard RH, EnergyGuard RN	Note 2	1 per 2.0 ft2	Optional additional layer(s) min. 1.5-inch thick base insulation followed by Min. 0.25-inch DensDeck, DensDeck Prime or SECUROCK Gypsum-Fiber Roof Board	Hot asphalt or OB500	BP-AA, SBS-AA, SBS-TA or APP-TA	(Optional) One or more BP-AA, SBS-AA, SBS-TA or APP-TA	SBS-AA, SBS-TA or APP-TA	-45.0*	
SC-14	Min. 22 ga., type B, Grade 33 steel or min. 2,500 psi structural concrete	Min. 2-inch EnergyGuard Polyiso Insulation, EnergyGuard Ultra, EnergyGuard RA, EnergyGuard RH, EnergyGuard RN	Note 2	1 per 4.0 ft2	Optional additional layer(s) min. 1.5-inch thick base insulation followed by Min. 0.25-inch DensDeck, DensDeck Prime or SECUROCK Gypsum-Fiber Roof Board	Hot asphalt or OB500	BP-AA, SBS-AA, SBS-TA or APP-TA	(Optional) One or more BP-AA, SBS-AA, SBS-TA or APP-TA	SBS-AA, SBS-TA or APP-TA	-45.0*	
SC-15	Min. 22 ga., type B, Grade 33 steel or min. 2,500 psi structural concrete	Min. 1.5-inch EnergyGuard Polyiso Insulation, EnergyGuard Ultra, EnergyGuard RA, EnergyGuard RH, EnergyGuard RN	Note 2	1 per 2.0 ft2	Optional additional layer(s) min. 1.5-inch thick base insulation followed by Min. 0.5-inch Structodek High Density Fiberboard Roof Insulation	Hot asphalt or OB500	BP-AA, SBS-AA	None	SBS-CA	-45.0*	
SC-16	Min. 22 ga., type B, Grade 50 steel; 6 ft span, 5/8" puddle welds, 6" o.c. or min. 2,500 psi structural concrete	Min. 1.5-inch EnergyGuard Polyiso Insulation or EnergyGuard Ultra	Note 2	1 per 1.8 ft2	Optional additional layer(s) min. 1.5-inch thick EnergyGuard Polyiso Insulation or EnergyGuard Ultra Polyiso Insulation followed by Min. 0.25-inch DensDeck Prime or SECUROCK Gypsum-Fiber Roof Board	OB500	SBS-TA or APP-TA	(Optional) SBS-TA or APP-TA	SBS-TA or APP-TA	-52.5	

TABLE 2B: STEEL OR STRUCTURAL CONCRETE DECKS - NEW CONSTRUCTION, REROOF (TEAR-OFF) OR RECOVER
SYSTEM TYPE B-1: MECHANICALLY ATTACHED BASE INSULATION, BONDED TOP INSULATION, BONDED ROOF COVER

System No.	Deck‡ (Note 1)	Base Insulation Layer			Top Insulation Layer		Roof Cover (Note 15)			MDP (psf)
		Type	Fasten (Note 2, Note 11)	Attach	Type	Attach (Notes 6,7,8)	Base Ply	Ply	Cap Ply	
SC-17	Min. 22 ga., type B, Grade 50 steel; 6 ft span, 5/8" puddle welds, 6" o.c. or min. 2,500 psi structural concrete	Min. 1.5-inch EnergyGuard Polyiso Insulation or EnergyGuard Ultra	Note 2	1 per 1.8 ft2	Optional additional layer(s) min. 1.5-inch thick EnergyGuard Polyiso Insulation or EnergyGuard Ultra Polyiso Insulation followed by Min. 0.25-inch DensDeck Prime or SECUROCK Gypsum-Fiber Roof Board	OB500	BP-AA or SBS-AA	(Optional) BP-AA or SBS-AA	SBS-AA	-52.5
SC-18	Min. 22 ga., type B, Grade 33 steel; 6 ft span, #12 HWH Tek 5 screw 6" o.c. or min. 2,500 psi structural concrete	Min. 2-inch EnergyGuard Polyiso Insulation, EnergyGuard Ultra, EnergyGuard RA, EnergyGuard RH, EnergyGuard RN	Note 2	1 per 1.6 ft2	Optional additional layer(s) min. 1.5-inch thick EnergyGuard Polyiso Insulation or EnergyGuard Ultra Polyiso Insulation followed by Min. 0.25-inch SECUROCK Gypsum-Fiber Roof Board	Hot asphalt or OB500	BP-AA, SBS-AA, SBS-TA or APP-TA	(Optional) One or more BP-AA, SBS-AA, SBS-TA or APP-TA	SBS-AA, SBS-TA or APP-TA	-60.0
SC-19	Min. 22 ga., type B, Grade 33 steel or min. 2,500 psi structural concrete	Min. 1.5-inch EnergyGuard Polyiso Insulation, EnergyGuard Ultra, EnergyGuard RA, EnergyGuard RH	Note 2	1 per 2.0 ft2	Optional additional layer(s) min. 1.5-inch thick base insulation followed by Min. 0.25-inch DensDeck Prime or SECUROCK Gypsum-Fiber Roof Board	LRF-XF	BP-AA, SBS-AA, SBS-TA or APP-TA	(Optional) One or more BP-AA, SBS-AA, SBS-TA or APP-TA	SBS-AA, SBS-TA or APP-TA	-45.0*
SC-20	Min. 22 ga., type B, Grade 33 steel or min. 2,500 psi structural concrete	Min. 2-inch EnergyGuard Polyiso Insulation, EnergyGuard Ultra, EnergyGuard RA, EnergyGuard RH	Note 2	1 per 4.0 ft2	Optional additional layer(s) min. 1.5-inch thick base insulation followed by Min. 0.25-inch DensDeck Prime or SECUROCK Gypsum-Fiber Roof Board	LRF-XF	BP-AA, SBS-AA, SBS-TA or APP-TA	(Optional) One or more BP-AA, SBS-AA, SBS-TA or APP-TA	SBS-AA, SBS-TA or APP-TA	-45.0*
SC-21	Min. 22 ga., type B, Grade 50 steel; 6 ft span, 5/8" puddle welds, 6" o.c. or min. 2,500 psi structural concrete	Min. 1.5-inch EnergyGuard Polyiso Insulation or EnergyGuard Ultra	Note 2	1 per 1.8 ft2	Optional additional layer(s) min. 1.5-inch thick EnergyGuard Polyiso Insulation or EnergyGuard Ultra Polyiso Insulation followed by Min. 0.25-inch DensDeck Prime or SECUROCK Gypsum-Fiber Roof Board	LRF-XF	SBS-TA or APP-TA	(Optional) SBS-TA or APP-TA	SBS-TA or APP-TA	-52.5
SC-22	Min. 22 ga., type B, Grade 50 steel; 6 ft span, 5/8" puddle welds, 6" o.c. or min. 2,500 psi structural concrete	Min. 1.5-inch EnergyGuard Polyiso Insulation or EnergyGuard Ultra	Note 2	1 per 1.8 ft2	Optional additional layer(s) min. 1.5-inch thick EnergyGuard Polyiso Insulation or EnergyGuard Ultra Polyiso Insulation followed by Min. 0.25-inch DensDeck Prime or SECUROCK Gypsum-Fiber Roof Board	LRF-XF	BP-AA or SBS-AA	(Optional) BP-AA or SBS-AA	SBS-AA	-52.5
SC-23	Min. 22 ga., type B, Grade 33 steel; 6 ft span, #12 HWH Tek 5 screw 6" o.c. or min. 2,500 psi structural concrete	Min. 2-inch EnergyGuard Polyiso Insulation, EnergyGuard Ultra, EnergyGuard RA, EnergyGuard RH	Note 2	1 per 1.6 ft2	Optional additional layer(s) min. 1.5-inch thick EnergyGuard Polyiso Insulation or EnergyGuard Ultra Polyiso Insulation followed by Min. 0.25-inch SECUROCK Gypsum-Fiber Roof Board	LRF-XF	BP-AA, SBS-AA, SBS-TA or APP-TA	(Optional) One or more BP-AA, SBS-AA, SBS-TA or APP-TA	SBS-AA, SBS-TA or APP-TA	-60.0

**TABLE 2B: STEEL OR STRUCTURAL CONCRETE DECKS - NEW CONSTRUCTION, REROOF (TEAR-OFF) OR RECOVER
SYSTEM TYPE B-1: MECHANICALLY ATTACHED BASE INSULATION, BONDED TOP INSULATION, BONDED ROOF COVER**

System No.	Deck‡ (Note 1)	Base Insulation Layer			Top Insulation Layer		Roof Cover (Note 15)			MDP (psf)
		Type	Fasten (Note 2, Note 11)	Attach	Type	Attach (Notes 6,7,8)	Base Ply	Ply	Cap Ply	
SELF-ADHERING BASE PLY:										
SC-24	Min. 22 ga., type B, Grade 33 steel or min. 2,500 psi structural concrete	Min. 1.5-inch EnergyGuard Polyiso Insulation	Note 2	1 per 2.0 ft2	Additional layer(s), min. 0.5-inch thick base insulation	OB500, LRF-M, M-OSFA	SBS-SA	(Optional) SBS-TA, APP-TA	SBS-TA, APP-TA	-45.0*
SC-25	Min. 22 ga., type B, Grade 33 steel or min. 2,500 psi structural concrete	Min. 2-inch EnergyGuard Polyiso Insulation	Note 2	1 per 2.9 ft2	Additional layer(s), min. 0.5-inch thick base insulation	OB500, LRF-M, M-OSFA	SBS-SA	(Optional) SBS-TA, APP-TA	SBS-TA, APP-TA	-45.0*
SC-26	Min. 22 ga., type B, Grade 33 steel or min. 2,500 psi structural concrete	Min. 2-inch EnergyGuard Polyiso Insulation, EnergyGuard Ultra	Note 2	1 per 4.0 ft2	Additional layer(s), min. 1.5-inch thick base insulation	OB500, LRF-M, M-OSFA	SBS-SA	(Optional) SBS-TA, APP-TA	SBS-TA, APP-TA	-45.0*
SC-27	Min. 22 ga., type B, Grade 33 steel or min. 2,500 psi structural concrete	Min. 1.5-inch EnergyGuard Polyiso Insulation, EnergyGuard Ultra, EnergyGuard RA, EnergyGuard RH, EnergyGuard RN	Note 2	1 per 2.0 ft2	Optional additional layer(s) min. 1.5-inch thick base insulation followed by Min. 0.25-inch DensDeck Prime or SECUROCK Gypsum-Fiber Roof Board	OB500	SBS-SA	(Optional) SBS-TA, APP-TA	SBS-TA, APP-TA	-45.0*
SC-28	Min. 22 ga., type B, Grade 33 steel or min. 2,500 psi structural concrete	Min. 1.5-inch EnergyGuard Polyiso Insulation, EnergyGuard Ultra	Note 2	1 per 2.0 ft2	Optional additional layer(s) min. 0.5-inch thick base insulation followed by Min. 0.25-inch DensDeck Prime or SECUROCK Gypsum-Fiber Roof Board	OB500, LRF-M, M-OSFA	SBS-SA	(Optional) SBS-TA, APP-TA	SBS-TA, APP-TA	-45.0*
SC-29	Min. 22 ga., type B, Grade 33 steel or min. 2,500 psi structural concrete	Min. 2-inch EnergyGuard Polyiso Insulation, EnergyGuard Ultra	Note 2	1 per 2.9 ft2	Optional additional layer(s) min. 0.5-inch thick base insulation followed by Min. 0.25-inch DensDeck Prime or SECUROCK Gypsum-Fiber Roof Board	OB500, LRF-M, M-OSFA	SBS-SA	(Optional) SBS-TA, APP-TA	SBS-TA, APP-TA	-45.0*
SC-30	Min. 22 ga., type B, Grade 33 steel or min. 2,500 psi structural concrete	Min. 2-inch EnergyGuard RA, EnergyGuard RH, EnergyGuard RN	Note 2	1 per 4.0 ft2	Optional additional layer(s) min. 1.5-inch thick base insulation followed by Min. 0.25-inch SECUROCK Gypsum-Fiber Roof Board	OB500	SBS-SA	(Optional) SBS-SA	SBS-SA	-45.0*
SC-31	Min. 22 ga., type B, Grade 33 steel or min. 2,500 psi structural concrete	Min. 2-inch EnergyGuard RA, EnergyGuard RH, EnergyGuard RN	Note 2	1 per 4.0 ft2	Optional additional layer(s) min. 1.5-inch thick base insulation followed by Min. 0.25-inch DensDeck Prime or SECUROCK Gypsum-Fiber Roof Board	OB500	SBS-SA	(Optional) SBS-TA, APP-TA	SBS-TA, APP-TA	-45.0*
SC-32	Min. 22 ga., type B, Grade 33 steel or min. 2,500 psi structural concrete	Min. 2-inch EnergyGuard Polyiso Insulation, EnergyGuard Ultra	Note 2	1 per 4.0 ft2	Optional additional layer(s) min. 0.5-inch thick base insulation followed by Min. 0.25-inch DensDeck Prime or SECUROCK Gypsum-Fiber Roof Board	OB500, LRF-M, M-OSFA	SBS-SA	(Optional) SBS-TA, APP-TA	SBS-TA, APP-TA	-45.0*

TABLE 2B: STEEL OR STRUCTURAL CONCRETE DECKS - NEW CONSTRUCTION, REROOF (TEAR-OFF) OR RECOVER
SYSTEM TYPE B-1: MECHANICALLY ATTACHED BASE INSULATION, BONDED TOP INSULATION, BONDED ROOF COVER

System No.	Deck‡ (Note 1)	Base Insulation Layer			Top Insulation Layer			Roof Cover (Note 15)			MDP (psf)
		Type	Fasten (Note 2, Note 11)	Attach	Type	Attach (Notes 6,7,8)	Base Ply	Ply	Cap Ply		
SC-33	Min. 22 ga., type B, Grade 50 steel; 6 ft span, 5/8" puddle welds, 6" o.c. or min. 2,500 psi structural concrete	Min. 1.5-inch EnergyGuard Polyiso Insulation or EnergyGuard Ultra	Note 2	1 per 1.8 ft2	Optional additional layer(s) min. 1.5-inch thick EnergyGuard Polyiso Insulation or EnergyGuard Ultra Polyiso Insulation followed by Min. 0.25-inch DensDeck Prime or SECUROCK Gypsum-Fiber Roof Board	OB500	SBS-SA	(Optional) SBS-TA	SBS-TA	-52.5	
SC-34	Min. 22 ga., type B, Grade 50 steel; 6 ft span, 5/8" puddle welds, 6" o.c. or min. 2,500 psi structural concrete	Min. 1.5-inch EnergyGuard Polyiso Insulation or EnergyGuard Ultra	Note 2	1 per 1.8 ft2	Optional additional layer(s) min. 1.5-inch thick EnergyGuard Polyiso Insulation or EnergyGuard Ultra Polyiso Insulation followed by Min. 0.5-inch EnergyGuard HD Polyiso Cover Board, EnergyGuard HD Plus Polyiso Cover Board	OB500	SBS-SA	(Optional) SBS-TA	SBS-TA	-60.0	
SC-35	Min. 22 ga., type B, Grade 33 steel; 6 ft span, #12 HWH Tek's 5 screw 6" o.c. or min. 2,500 psi structural concrete	Min. 2-inch EnergyGuard Polyiso Insulation, EnergyGuard Ultra, EnergyGuard RA, EnergyGuard RH, EnergyGuard RN	Note 2	1 per 1.6 ft2	Optional additional layer(s) min. 1.5-inch thick EnergyGuard Polyiso Insulation or EnergyGuard Ultra Polyiso Insulation followed by Min. 0.25-inch SECUROCK Gypsum-Fiber Roof Board	OB500	SBS-SA	(Optional) SBS-TA, APP-TA	SBS-TA, APP-TA	-60.0	
SC-36	Min. 22 ga., type B, Grade 33 steel or min. 2,500 psi structural concrete	Min. 2-inch EnergyGuard Polyiso Insulation, EnergyGuard Ultra, EnergyGuard RA, EnergyGuard RH, EnergyGuard RN	Note 2	1 per 4.0 ft2	Optional additional layer(s) min. 1.5-inch thick base insulation followed by Min. 0.25-inch SECUROCK Gypsum-Fiber Roof Board	Hot asphalt	SBS-SA	(Optional) SBS-SA	SBS-SA	-45.0*	
SC-37	Min. 22 ga., type B, Grade 33 steel or min. 2,500 psi structural concrete	Min. 1.5-inch EnergyGuard Polyiso Insulation, EnergyGuard Ultra, EnergyGuard RA, EnergyGuard RH, EnergyGuard RN	Note 2	1 per 2.0 ft2	Optional additional layer(s) min. 1.5-inch thick base insulation followed by Min. 0.25-inch DensDeck Prime or SECUROCK Gypsum-Fiber Roof Board	Hot asphalt	SBS-SA	(Optional) SBS-TA, APP-TA	SBS-TA, APP-TA	-45.0*	
SC-38	Min. 22 ga., type B, Grade 33 steel or min. 2,500 psi structural concrete	Min. 2-inch EnergyGuard Polyiso Insulation, EnergyGuard Ultra, EnergyGuard RA, EnergyGuard RH, EnergyGuard RN	Note 2	1 per 4.0 ft2	Optional additional layer(s) min. 1.5-inch thick base insulation followed by Min. 0.25-inch DensDeck Prime or SECUROCK Gypsum-Fiber Roof Board	Hot asphalt	SBS-SA	(Optional) SBS-TA, APP-TA	SBS-TA, APP-TA	-45.0*	

TABLE 2B: STEEL OR STRUCTURAL CONCRETE DECKS - NEW CONSTRUCTION, REROOF (TEAR-OFF) OR RECOVER
SYSTEM TYPE B-1: MECHANICALLY ATTACHED BASE INSULATION, BONDED TOP INSULATION, BONDED ROOF COVER

System No.	Deck‡ (Note 1)	Base Insulation Layer			Top Insulation Layer		Roof Cover (Note 15)			MDP (psf)
		Type	Fasten (Note 2, Note 11)	Attach	Type	Attach (Notes 6,7,8)	Base Ply	Ply	Cap Ply	
SC-39	Min. 22 ga., type B, Grade 33 steel; 6 ft span, #12 HWH Tek's 5 screw 6" o.c. or min. 2,500 psi structural concrete	Min. 2-inch EnergyGuard Polyiso Insulation, EnergyGuard Ultra, EnergyGuard RA, EnergyGuard RH, EnergyGuard RN	Note 2	1 per 1.6 ft2	Optional additional layer(s) min. 1.5-inch thick EnergyGuard Polyiso Insulation or EnergyGuard Ultra Polyiso Insulation followed by Min. 0.25-inch SECUROCK Gypsum-Fiber Roof Board	Hot asphalt	SBS-SA	(Optional) SBS-TA, APP-TA	SBS-TA, APP-TA	-60.0
SC-40	Min. 22 ga., type B, Grade 33 steel or min. 2,500 psi structural concrete	Min. 1.5-inch EnergyGuard Polyiso Insulation, EnergyGuard Ultra	Note 2	1 per 2.0 ft2	Additional layer(s), min. 0.5-inch thick base insulation	LRF-XF	SBS-SA	(Optional) SBS-TA, APP-TA	SBS-TA, APP-TA	-45.0*
SC-41	Min. 22 ga., type B, Grade 33 steel or min. 2,500 psi structural concrete	Min. 2-inch EnergyGuard Polyiso Insulation, EnergyGuard Ultra	Note 2	1 per 2.9 ft2	Additional layer(s), min. 0.5-inch thick base insulation	LRF-XF	SBS-SA	(Optional) SBS-TA, APP-TA	SBS-TA, APP-TA	-45.0*
SC-42	Min. 22 ga., type B, Grade 33 steel or min. 2,500 psi structural concrete	Min. 2-inch EnergyGuard Polyiso Insulation, EnergyGuard Ultra	Note 2	1 per 4.0 ft2	Additional layer(s), min. 1.5-inch thick base insulation	LRF-XF	SBS-SA	(Optional) SBS-TA, APP-TA	SBS-TA, APP-TA	-45.0*
SC-43	Min. 22 ga., type B, Grade 33 steel or min. 2,500 psi structural concrete	Min. 1.5-inch EnergyGuard RA, EnergyGuard RH	Note 2	1 per 2.0 ft2	Optional additional layer(s) min. 1.5-inch thick base insulation followed by Min. 0.25-inch DensDeck Prime or SECUROCK Gypsum-Fiber Roof Board	LRF-XF	SBS-SA	(Optional) SBS-TA, APP-TA	SBS-TA, APP-TA	-45.0*
SC-44	Min. 22 ga., type B, Grade 33 steel or min. 2,500 psi structural concrete	Min. 1.5-inch EnergyGuard Polyiso Insulation, EnergyGuard Ultra	Note 2	1 per 2.0 ft2	Optional additional layer(s) min. 0.5-inch thick base insulation followed by Min. 0.25-inch DensDeck Prime or SECUROCK Gypsum-Fiber Roof Board	LRF-XF	SBS-SA	(Optional) SBS-TA, APP-TA	SBS-TA, APP-TA	-45.0*
SC-45	Min. 22 ga., type B, Grade 33 steel or min. 2,500 psi structural concrete	Min. 2-inch EnergyGuard Polyiso Insulation, EnergyGuard Ultra	Note 2	1 per 2.9 ft2	Optional additional layer(s) min. 0.5-inch thick base insulation followed by Min. 0.25-inch DensDeck Prime or SECUROCK Gypsum-Fiber Roof Board	LRF-XF	SBS-SA	(Optional) SBS-TA, APP-TA	SBS-TA, APP-TA	-45.0*
SC-46	Min. 22 ga., type B, Grade 33 steel or min. 2,500 psi structural concrete	Min. 2-inch EnergyGuard RA, EnergyGuard RH	Note 2	1 per 4.0 ft2	Optional additional layer(s) min. 1.5-inch thick base insulation followed by Min. 0.25-inch SECUROCK Gypsum-Fiber Roof Board	LRF-XF	SBS-SA	(Optional) SBS-SA	SBS-SA	-45.0*
SC-47	Min. 22 ga., type B, Grade 33 steel or min. 2,500 psi structural concrete	Min. 2-inch EnergyGuard RA, EnergyGuard RH	Note 2	1 per 4.0 ft2	Optional additional layer(s) min. 1.5-inch thick base insulation followed by Min. 0.25-inch DensDeck Prime or SECUROCK Gypsum-Fiber Roof Board	LRF-XF	SBS-SA	(Optional) SBS-TA, APP-TA	SBS-TA, APP-TA	-45.0*
SC-48	Min. 22 ga., type B, Grade 33 steel or min. 2,500 psi structural concrete	Min. 2-inch EnergyGuard Polyiso Insulation, EnergyGuard Ultra	Note 2	1 per 4.0 ft2	Optional additional layer(s) min. 0.5-inch thick base insulation followed by Min. 0.25-inch DensDeck Prime or SECUROCK Gypsum-Fiber Roof Board	LRF-XF	SBS-SA	(Optional) SBS-TA, APP-TA	SBS-TA, APP-TA	-45.0*

TABLE 2B: STEEL OR STRUCTURAL CONCRETE DECKS - NEW CONSTRUCTION, REROOF (TEAR-OFF) OR RECOVER
SYSTEM TYPE B-1: MECHANICALLY ATTACHED BASE INSULATION, BONDED TOP INSULATION, BONDED ROOF COVER

System No.	Deck‡ (Note 1)	Base Insulation Layer			Top Insulation Layer		Roof Cover (Note 15)			MDP (psf)
		Type	Fasten (Note 2, Note 11)	Attach	Type	Attach (Notes 6,7,8)	Base Ply	Ply	Cap Ply	
SC-49	Min. 22 ga., type B, Grade 50 steel; 6 ft span, 5/8" puddle welds, 6" o.c. or min. 2,500 psi structural concrete	Min. 1.5-inch EnergyGuard Polyiso Insulation or EnergyGuard Ultra	Note 2	1 per 1.8 ft2	Optional additional layer(s) min. 1.5-inch thick EnergyGuard Polyiso Insulation or EnergyGuard Ultra Polyiso Insulation followed by Min. 0.25-inch DensDeck Prime or SECUROCK Gypsum-Fiber Roof Board	LRF-XF	SBS-SA	(Optional) SBS-TA	SBS-TA	-52.5
SC-50	Min. 22 ga., type B, Grade 33 steel; 6 ft span, #12 HWH Tekes 5 screw 6" o.c. or min. 2,500 psi structural concrete	Min. 2-inch EnergyGuard Polyiso Insulation, EnergyGuard Ultra, EnergyGuard RA, EnergyGuard RH	Note 2	1 per 1.6 ft2	Optional additional layer(s) min. 1.5-inch thick EnergyGuard Polyiso Insulation or EnergyGuard Ultra Polyiso Insulation followed by Min. 0.25-inch SECUROCK Gypsum-Fiber Roof Board	LRF-XF	SBS-SA	(Optional) SBS-TA, APP-TA	SBS-TA, APP-TA	-60.0
VENTING SYSTEMS:										
SC-51	Min. 22 ga., type B, Grade 33 steel or min. 2,500 psi structural concrete	Min. 1.5-inch EnergyGuard Polyiso Insulation	Note 2	1 per 4.0 ft2	Additional layer(s) of base insulation	Hot asphalt	GAFGLAS Stratavent Perforated Venting Base Sheet	(Optional) One or more BP-AA, SBS-AA	SBS-AA	-45.0*
COLD-APPLIED SYSTEMS:										
SC-52	Min. 22 ga., type B, Grade 33 steel or min. 2,500 psi structural concrete	Min. 1.5-inch EnergyGuard Polyiso Insulation, EnergyGuard Ultra, EnergyGuard RA, EnergyGuard RH, EnergyGuard RN	Note 2	1 per 2.0 ft2	Optional additional layer(s) min. 1.5-inch thick base insulation followed by Min. 0.25-inch DensDeck Prime or SECUROCK Gypsum-Fiber Roof Board	OB500	SBS-CA1	None	SBS-CA1	-45.0*
SC-53	Min. 22 ga., type B, Grade 33 steel or min. 2,500 psi structural concrete	Min. 2-inch EnergyGuard Polyiso Insulation, EnergyGuard Ultra, EnergyGuard RA, EnergyGuard RH, EnergyGuard RN	Note 2	1 per 4.0 ft2	Optional additional layer(s) min. 1.5-inch thick base insulation followed by Min. 0.25-inch DensDeck Prime or SECUROCK Gypsum-Fiber Roof Board	OB500	SBS-CA1	None	SBS-CA1	-45.0*
SC-54	Min. 22 ga., type B, Grade 50 steel; 6 ft span, 5/8" puddle welds, 6" o.c. or min. 2,500 psi structural concrete	Min. 1.5-inch EnergyGuard Polyiso Insulation or EnergyGuard Ultra	Note 2	1 per 1.8 ft2	Optional additional layer(s) min. 1.5-inch thick EnergyGuard Polyiso Insulation or EnergyGuard Ultra Polyiso Insulation followed by Min. 0.25-inch DensDeck Prime or SECUROCK Gypsum-Fiber Roof Board	OB500	SBS-CA1	None	SBS-CA1	-52.5

**TABLE 2B: STEEL OR STRUCTURAL CONCRETE DECKS - NEW CONSTRUCTION, REROOF (TEAR-OFF) OR RECOVER
SYSTEM TYPE B-1: MECHANICALLY ATTACHED BASE INSULATION, BONDED TOP INSULATION, BONDED ROOF COVER**

System No.	Deck‡ (Note 1)	Base Insulation Layer			Top Insulation Layer		Roof Cover (Note 15)			MDP (psf)
		Type	Fasten (Note 2, Note 11)	Attach	Type	Attach (Notes 6,7,8)	Base Ply	Ply	Cap Ply	
SC-55	Min. 22 ga., type B, Grade 33 steel or min. 2,500 psi structural concrete	Min. 1.5-inch EnergyGuard Polyiso Insulation, EnergyGuard Ultra, EnergyGuard RA, EnergyGuard RH	Note 2	1 per 2.0 ft2	Optional additional layer(s) min. 1.5-inch thick base insulation followed by Min. 0.25-inch DensDeck Prime or SECUROCK Gypsum-Fiber Roof Board	LRF-XF	SBS-CA1	None	SBS-CA1	-45.0*
SC-56	Min. 22 ga., type B, Grade 33 steel or min. 2,500 psi structural concrete	Min. 2-inch EnergyGuard Polyiso Insulation, EnergyGuard Ultra, EnergyGuard RA, EnergyGuard RH	Note 2	1 per 4.0 ft2	Optional additional layer(s) min. 1.5-inch thick base insulation followed by Min. 0.25-inch DensDeck Prime or SECUROCK Gypsum-Fiber Roof Board	LRF-XF	SBS-CA1	None	SBS-CA1	-45.0*
SC-57	Min. 22 ga., type B, Grade 50 steel; 6 ft span, 5/8" puddle welds, 6" o.c. or min. 2,500 psi structural concrete	Min. 1.5-inch EnergyGuard Polyiso Insulation or EnergyGuard Ultra	Note 2	1 per 1.8 ft2	Optional additional layer(s) min. 1.5-inch thick EnergyGuard Polyiso Insulation or EnergyGuard Ultra Polyiso Insulation followed by Min. 0.25-inch DensDeck Prime or SECUROCK Gypsum-Fiber Roof Board	LRF-XF	SBS-CA1	None	SBS-CA1	-52.5
HYBRID HOT/COLD-APPLIED SYSTEMS:										
SC-58	Min. 22 ga., type B, Grade 33 steel or min. 2,500 psi structural concrete	Min. 1.5-inch EnergyGuard RH, EnergyGuard RN	Note 2	1 per 2.0 ft2	Optional additional layers base insulation followed by min. 0.75-inch EnergyGuard Perlite Roof Insulation (homogenous), min. 0.5-inch Structodek High Density Fiberboard Roof Insulation or EnergyGuard Perlite Recover Board, min. 0.25-inch DensDeck Prime or SECUROCK Gypsum-Fiber Roof Board	Hot asphalt	BP-AA or SBS-AA	(Optional) BP-AA or SBS-AA	SBS-CA1	-45.0*
SC-59	Min. 22 ga., type B, Grade 33 steel or min. 2,500 psi structural concrete	Min. 1.5-inch EnergyGuard Polyiso Insulation	Note 2	1 per 2.7 ft2	Optional additional layers base insulation followed by min. 0.75-inch EnergyGuard Perlite Roof Insulation (homogenous) or min. 0.5-inch Structodek High Density Fiberboard Roof Insulation	Hot asphalt	BP-AA or SBS-AA	(Optional) BP-AA or SBS-AA	SBS-CA1	-45.0*
SC-60	Min. 22 ga., type B, Grade 33 steel or min. 2,500 psi structural concrete	Min. 1.5-inch EnergyGuard Polyiso Insulation	Note 2	1 per 3.2 ft2	Optional additional layers base insulation followed by min.0.5-inch EnergyGuard Perlite Recover Board, min. 0.25-inch DensDeck Prime or SECUROCK Gypsum-Fiber Roof Board	Hot asphalt	BP-AA or SBS-AA	(Optional) BP-AA or SBS-AA	SBS-CA1	-45.0*

**TABLE 2B: STEEL OR STRUCTURAL CONCRETE DECKS - NEW CONSTRUCTION, REROOF (TEAR-OFF) OR RECOVER
SYSTEM TYPE B-1: MECHANICALLY ATTACHED BASE INSULATION, BONDED TOP INSULATION, BONDED ROOF COVER**

System No.	Deck‡ (Note 1)	Base Insulation Layer			Top Insulation Layer		Roof Cover (Note 15)			MDP (psf)
		Type	Fasten (Note 2, Note 11)	Attach	Type	Attach (Notes 6,7,8)	Base Ply	Ply	Cap Ply	
SC-61	Min. 22 ga., type B, Grade 33 steel or min. 2,500 psi structural concrete	Min. 1.5-inch EnergyGuard Polyiso Insulation	Note 2	1 per 4.0 ft2	Optional additional layers base insulation followed by min. 0.75-inch EnergyGuard Perlite Roof Insulation (homogenous), min. 0.5-inch Structodek High Density Fiberboard Roof Insulation or EnergyGuard Perlite Recover Board, min. 0.25-inch DensDeck Prime or SECUROCK Gypsum-Fiber Roof Board	Hot asphalt	BP-AA or SBS-AA	(Optional) BP-AA or SBS-AA	SBS-CA1	-45.0*
SC-62	Min. 22 ga., type B, Grade 33 steel or min. 2,500 psi structural concrete	Min. 2-inch EnergyGuard RH, EnergyGuard RN	Note 2	1 per 3.2 ft2	Optional additional layers base insulation followed by min. 0.75-inch EnergyGuard Perlite Roof Insulation (homogenous), min. 0.5-inch Structodek High Density Fiberboard Roof Insulation or EnergyGuard Perlite Recover Board, min. 0.25-inch DensDeck Prime or SECUROCK Gypsum-Fiber Roof Board	Hot asphalt	BP-AA or SBS-AA	(Optional) BP-AA or SBS-AA	SBS-CA1	-45.0*
SC-63	Min. 22 ga., type B, Grade 33 steel or min. 2,500 psi structural concrete	Min. 2-inch EnergyGuard RA, EnergyGuard RH, EnergyGuard RN	Note 2	1 per 4.0 ft2	Min. 0.25-inch DensDeck, DensDeck Prime or SECUROCK Gypsum-Fiber Roof Board	Hot asphalt	BP-AA or SBS-AA	(Optional) BP-AA or SBS-AA	SBS-CA1	-45.0*
SC-64	Min. 22 ga., type B, Grade 50 steel; 6 ft span, 5/8" puddle welds, 6" o.c. or min. 2,500 psi structural concrete	Min. 1.5-inch EnergyGuard Polyiso Insulation or EnergyGuard Ultra	Note 2	1 per 1.8 ft2	Min. 0.75-inch EnergyGuard Perlite Roof Insulation (homogeneous), min. 0.5-inch Structodek High Density Fiberboard Roof Insulation or EnergyGuard Perlite Recover Board or min. 0.25-inch DensDeck Prime or SECUROCK Gypsum-Fiber Roof Board	Hot asphalt	BP-AA or SBS-AA	(Optional) BP-AA or SBS-AA	SBS-CA1	-60.0*
SC-65	Min. 22 ga., type B, Grade 33 steel; 6 ft spans; #12 HWH Tek 5 screws at 6" o.c. or min. 2,500 psi structural concrete	Min. 1.5-inch EnergyGuard Polyiso Insulation, EnergyGuard RH, EnergyGuard RN	Note 2	1 per 1.3 ft2	Optional additional layers base insulation followed by min. 0.75-inch EnergyGuard Perlite Roof Insulation (homogenous), min. 0.5-inch Structodek High Density Fiberboard Roof Insulation or EnergyGuard Perlite Recover Board, min. 0.25-inch DensDeck Prime or SECUROCK Gypsum-Fiber Roof Board	Hot asphalt	BP-AA or SBS-AA	(Optional) BP-AA or SBS-AA	SBS-CA1	-60.0
SC-66	Min. 22 ga., type B, Grade 33 steel or min. 2,500 psi structural concrete	Min. 1.5-inch EnergyGuard RA, EnergyGuard RH, EnergyGuard RN	Note 2	1 per 2.0 ft2	Optional additional layer(s) min. 0.5-inch thick base insulation followed by min. 0.25-inch DensDeck Prime or SECUROCK Gypsum-Fiber Roof Board	OB500	BP-AA or SBS-AA	(Optional) BP-AA or SBS-AA	SBS-CA1	-45.0*
SC-67	Min. 22 ga., type B, Grade 33 steel or min. 2,500 psi structural concrete	Min. 2-inch EnergyGuard RA, EnergyGuard RH, EnergyGuard RN	Note 2	1 per 4.0 ft2	Optional additional layer(s) min. 0.5-inch thick base insulation followed by min. 0.25-inch DensDeck Prime or SECUROCK Gypsum-Fiber Roof Board	OB500	BP-AA or SBS-AA	(Optional) BP-AA or SBS-AA	SBS-CA1	-45.0*

**TABLE 2B: STEEL OR STRUCTURAL CONCRETE DECKS - NEW CONSTRUCTION, REROOF (TEAR-OFF) OR RECOVER
SYSTEM TYPE B-1: MECHANICALLY ATTACHED BASE INSULATION, BONDED TOP INSULATION, BONDED ROOF COVER**

System No.	Deck‡ (Note 1)	Base Insulation Layer			Top Insulation Layer		Roof Cover (Note 15)			MDP (psf)
		Type	Fasten (Note 2, Note 11)	Attach	Type	Attach (Notes 6,7,8)	Base Ply	Ply	Cap Ply	
SC-68	Min. 22 ga., type B, Grade 50 steel; 6 ft span, 5/8" puddle welds, 6" o.c. or min. 2,500 psi structural concrete	Min. 1.5-inch EnergyGuard Polyiso Insulation or EnergyGuard Ultra	Note 2	1 per 1.8 ft2	Optional additional layer(s) min. 1.5-inch thick EnergyGuard Polyiso Insulation or EnergyGuard Ultra Polyiso Insulation followed by Min. 0.25-inch DensDeck Prime or SECUROCK Gypsum-Fiber Roof Board	OB500	BP-AA or SBS-AA	(Optional) BP-AA or SBS-AA	SBS-CA1	-52.5
SC-69	Min. 22 ga., type B, Grade 33 steel or min. 2,500 psi structural concrete	Min. 1.5-inch EnergyGuard Polyiso Insulation, EnergyGuard Ultra, EnergyGuard RA, EnergyGuard RH	Note 2	1 per 2.0 ft2	Optional additional layer(s) min. 1.5-inch thick base insulation followed by Min. 0.25-inch DensDeck Prime or SECUROCK Gypsum-Fiber Roof Board	LRF-XF	BP-AA or SBS-AA	(Optional) BP-AA or SBS-AA	SBS-CA1	-45.0*
SC-70	Min. 22 ga., type B, Grade 33 steel or min. 2,500 psi structural concrete	Min. 2-inch EnergyGuard Polyiso Insulation, EnergyGuard Ultra, EnergyGuard RA, EnergyGuard RH	Note 2	1 per 4.0 ft2	Optional additional layer(s) min. 1.5-inch thick base insulation followed by Min. 0.25-inch DensDeck Prime or SECUROCK Gypsum-Fiber Roof Board	LRF-XF	BP-AA or SBS-AA	(Optional) BP-AA or SBS-AA	SBS-CA1	-45.0*
SC-71	Min. 22 ga., type B, Grade 50 steel; 6 ft span, 5/8" puddle welds, 6" o.c. or min. 2,500 psi structural concrete	Min. 1.5-inch EnergyGuard Polyiso Insulation or EnergyGuard Ultra	Note 2	1 per 1.8 ft2	Optional additional layer(s) min. 1.5-inch thick EnergyGuard Polyiso Insulation or EnergyGuard Ultra Polyiso Insulation followed by Min. 0.25-inch DensDeck Prime or SECUROCK Gypsum-Fiber Roof Board	LRF-XF	BP-AA or SBS-AA	(Optional) BP-AA or SBS-AA	SBS-CA1	-52.5

‡ NOTE: As-tested steel deck performance under TAS 114, Appendix J indicates steel deck at max. 6 ft spans attached with 5/8" diameter puddle welds spaced 6" o.c. may be substituted for #12 HWH Tek's 5 screws in the Table 2B assemblies up to a maximum design pressure of -82.5 psf. Note 1.

TABLE 2c: STEEL DECKS - NEW CONSTRUCTION, REROOF (TEAR-OFF)
SYSTEM TYPE B-2: MECHANICALLY ATTACHED THERMAL BARRIER, BONDED VAPOR BARRIER, BONDED TOP INSULATION, BONDED ROOF COVER

System No.	Deck (Note 1)	Thermal Barrier			Vapor Barrier	Insulation Layer(s)		Roof Cover (Note 15)			MDP (psf)
		Type	Fasten (Note 2, Note 11)	Attach		Type	Attach (Notes 6,7,8)	Base	Ply	Cap	
CONVENTIONAL SYSTEMS:											
SC-72	Min. 22 ga., Type B, Grade 33 steel	0.5-inch DensDeck Prime or SECUROCK Gypsum Fiber Roof Board	Note 2 (Drill-Tec 3 in. Ribbed Galvalume Plate (Flat) may be used)	1 per 4.0 ft²	Primer: GAF SA Primer or Matrix 307 Premium Asphalt Primer Vapor Retarder: GAF SA Vapor Retarder, self-adhering	One or more layers, base layer min. 1-inch thick, optional subsequent layer(s) min. 1.5-inch thick EnergyGuard RN Min. 0.25-inch DensDeck Prime or SECUROCK Gypsum-Fiber Roof Board	LRF-M or OB500	SBS-TA or APP-TA	(Optional) SBS-TA or APP-TA	SBS-TA or APP-TA	-45.0*
SC-73	Min. 22 ga., Type B, Grade 33 steel	0.5-inch DensDeck Prime or SECUROCK Gypsum Fiber Roof Board	Note 2 (Drill-Tec 3 in. Ribbed Galvalume Plate (Flat) may be used)	1 per 4.0 ft²	GAF SA Vapor Retarder XL, self-adhering	One or more layers, base layer min. 1-inch thick, optional subsequent layer(s) min. 1.5-inch thick EnergyGuard RN Min. 0.25-inch DensDeck Prime or SECUROCK Gypsum-Fiber Roof Board	LRF-M or OB500	SBS-TA or APP-TA	(Optional) SBS-TA or APP-TA	SBS-TA or APP-TA	-45.0*
SC-74	Min. 22 ga., Type B, Grade 33 steel	0.5-inch DensDeck Prime or SECUROCK Gypsum Fiber Roof Board	Note 2 (Drill-Tec 3 in. Ribbed Galvalume Plate (Flat) may be used)	1 per 4.0 ft²	Primer: GAF SA Primer or Matrix 307 Premium Asphalt Primer Vapor Retarder: GAF SA Vapor Retarder, self-adhering	One or more layers, base layer min. 1-inch thick, optional subsequent layer(s) min. 1.5-inch thick EnergyGuard RN Min. 0.25-inch DensDeck Prime or SECUROCK Gypsum-Fiber Roof Board	LRF-M or OB500	BP-AA or SBS-AA	(Optional) BP-AA or SBS-AA	SBS-AA	-45.0*
SC-75	Min. 22 ga., Type B, Grade 33 steel	0.5-inch DensDeck Prime or SECUROCK Gypsum Fiber Roof Board	Note 2 (Drill-Tec 3 in. Ribbed Galvalume Plate (Flat) may be used)	1 per 4.0 ft²	GAF SA Vapor Retarder XL, self-adhering	One or more layers, base layer min. 1-inch thick, optional subsequent layer(s) min. 1.5-inch thick EnergyGuard RN Min. 0.25-inch DensDeck Prime or SECUROCK Gypsum-Fiber Roof Board	LRF-M or OB500	BP-AA or SBS-AA	(Optional) BP-AA or SBS-AA	SBS-AA	-45.0*
SC-76	Min. 22 ga., Type B, Grade 33 steel	0.5-inch DensDeck Prime or SECUROCK Gypsum Fiber Roof Board	Note 2 (Drill-Tec 3 in. Ribbed Galvalume Plate (Flat) may be used)	1 per 4.0 ft²	Primer: GAF SA Primer or Matrix 307 Premium Asphalt Primer Vapor Retarder: GAF SA Vapor Retarder, self-adhering	One or more layers, base layer min. 1-inch thick, optional subsequent layer(s) min. 1.5-inch thick EnergyGuard Polyiso Insulation, EnergyGuard Ultra Polyiso Insulation Min. 0.25-inch DensDeck Prime or SECUROCK Gypsum-Fiber Roof Board	LRF-M, LRF-XF or OB500	SBS-TA or APP-TA	(Optional) SBS-TA or APP-TA	SBS-TA or APP-TA	-45.0*
SC-77	Min. 22 ga., Type B, Grade 33 steel	0.5-inch DensDeck Prime or SECUROCK Gypsum Fiber Roof Board	Note 2 (Drill-Tec 3 in. Ribbed Galvalume Plate (Flat) may be used)	1 per 4.0 ft²	GAF SA Vapor Retarder XL, self-adhering	One or more layers, base layer min. 1-inch thick, optional subsequent layer(s) min. 1.5-inch thick EnergyGuard Polyiso Insulation, EnergyGuard Ultra Polyiso Insulation Min. 0.25-inch DensDeck Prime or SECUROCK Gypsum-Fiber Roof Board	LRF-M, LRF-XF or OB500	SBS-TA or APP-TA	(Optional) SBS-TA or APP-TA	SBS-TA or APP-TA	-45.0*

TABLE 2c: STEEL DECKS - NEW CONSTRUCTION, REROOF (TEAR-OFF)
SYSTEM TYPE B-2: MECHANICALLY ATTACHED THERMAL BARRIER, BONDED VAPOR BARRIER, BONDED TOP INSULATION, BONDED ROOF COVER

System No.	Deck (Note 1)	Thermal Barrier			Vapor Barrier	Insulation Layer(s)		Roof Cover (Note 15)			MDP (psf)
		Type	Fasten (Note 2, Note 11)	Attach		Type	Attach (Notes 6,7,8)	Base	Ply	Cap	
SC-78	Min. 22 ga., Type B, Grade 33 steel	0.5-inch DensDeck Prime or SECUROCK Gypsum Fiber Roof Board	Note 2 <i>(Drill-Tec 3 in. Ribbed Galvalume Plate (Flat) may be used)</i>	1 per 4.0 ft ²	Primer: GAF SA Primer or Matrix 307 Premium Asphalt Primer Vapor Retarder: GAF SA Vapor Retarder, self-adhering	One or more layers, base layer min. 1-inch thick, optional subsequent layer(s) min. 1.5-inch thick EnergyGuard Polyiso Insulation, EnergyGuard Ultra Polyiso Insulation Min. 0.25-inch DensDeck Prime or SECUROCK Gypsum-Fiber Roof Board	LRF-M, LRF-XF or OB500	BP-AA or SBS-AA	(Optional) BP-AA or SBS-AA	SBS-AA	-45.0*
SC-79	Min. 22 ga., Type B, Grade 33 steel	0.5-inch DensDeck Prime or SECUROCK Gypsum Fiber Roof Board	Note 2 <i>(Drill-Tec 3 in. Ribbed Galvalume Plate (Flat) may be used)</i>	1 per 4.0 ft ²	GAF SA Vapor Retarder XL, self-adhering	One or more layers, base layer min. 1-inch thick, optional subsequent layer(s) min. 1.5-inch thick EnergyGuard Polyiso Insulation, EnergyGuard Ultra Polyiso Insulation Min. 0.25-inch DensDeck Prime or SECUROCK Gypsum-Fiber Roof Board	LRF-M, LRF-XF or OB500	BP-AA or SBS-AA	(Optional) BP-AA or SBS-AA	SBS-AA	-45.0*
SC-80	Min. 22 ga., Type B, Grade 33 steel; 6 ft span, #12 HWH Tek 5, 6" o.c.	0.5-inch DensDeck Prime or SECUROCK Gypsum Fiber Roof Board	Note 2 <i>(Drill-Tec 3 in. Ribbed Galvalume Plate (Flat) may be used)</i>	1 per 2.0 ft ²	Primer: GAF SA Primer Vapor Retarder: GAF SA Vapor Retarder, self-adhering	One or more layers, base layer min. 1-inch thick, optional subsequent layer(s) min. 1.5-inch thick EnergyGuard Polyiso Insulation, EnergyGuard Ultra Polyiso Insulation Min. 0.25-inch DensDeck Prime or SECUROCK Gypsum-Fiber Roof Board	LRF-M, LRF-XF or OB500	SBS-TA or APP-TA	(Optional) SBS-TA or APP-TA	SBS-TA or APP-TA	-67.5
SC-81	Min. 22 ga., Type B, Grade 33 steel; 6 ft span, #12 HWH Tek 5, 6" o.c.	0.5-inch DensDeck Prime or SECUROCK Gypsum Fiber Roof Board	Note 2 <i>(Drill-Tec 3 in. Ribbed Galvalume Plate (Flat) may be used)</i>	1 per 2.0 ft ²	Primer: GAF SA Primer Vapor Retarder: GAF SA Vapor Retarder, self-adhering	One or more layers, base layer min. 1-inch thick, optional subsequent layer(s) min. 1.5-inch thick EnergyGuard Polyiso Insulation, EnergyGuard Ultra Polyiso Insulation Min. 0.25-inch DensDeck Prime or SECUROCK Gypsum-Fiber Roof Board	LRF-M, LRF-XF or OB500	BP-AA or SBS-AA	(Optional) BP-AA or SBS-AA	SBS-AA	-67.5
SELF-ADHERING BASE PLY:											
SC-82	Min. 22 ga., Type B, Grade 33 steel	Min. 0.5-inch SECUROCK Gypsum Fiber Roof Board	Note 2	1 per 2.7 ft ²	Liberty SBS Self-Adhering Cap Sheet, self-adhered	Min. 1.5-inch EnergyGuard RA, EnergyGuard RH, EnergyGuard RN	OB500	SBS-SA	None	SBS-SA	-45.0*
SC-83	Min. 22 ga., Type B, Grade 33 steel	Min. 0.5-inch SECUROCK Gypsum Fiber Roof Board	Note 2	1 per 2.7 ft ²	Liberty SBS Self-Adhering Cap Sheet, self-adhered	Min. 1.5-inch EnergyGuard RA, EnergyGuard RH, EnergyGuard RN	OB500	SBS-SA	(Optional) SBS-TA, APP-TA	SBS-TA, APP-TA	-45.0*
SC-84	Min. 22 ga., Type B, Grade 33 steel	Min. 0.5-inch SECUROCK Gypsum Fiber Roof Board	Note 2	1 per 2.7 ft ²	Liberty SBS Self-Adhering Cap Sheet, self-adhered	Min. 1.5-inch EnergyGuard RA, EnergyGuard RH, EnergyGuard RN followed by min. 0.25-inch SECUROCK Gypsum-Fiber Roof Board	OB500	SBS-SA	None	SBS-SA	-45.0*

TABLE 2c: STEEL DECKS - NEW CONSTRUCTION, REROOF (TEAR-OFF)
SYSTEM TYPE B-2: MECHANICALLY ATTACHED THERMAL BARRIER, BONDED VAPOR BARRIER, BONDED TOP INSULATION, BONDED ROOF COVER

System No.	Deck (Note 1)	Thermal Barrier			Vapor Barrier	Insulation Layer(s)		Roof Cover (Note 15)			MDP (psf)
		Type	Fasten (Note 2, Note 11)	Attach		Type	Attach (Notes 6,7,8)	Base	Ply	Cap	
SC-85	Min. 22 ga., Type B, Grade 33 steel	Min. 0.5-inch SECUROCK Gypsum Fiber Roof Board	Note 2	1 per 2.7 ft ²	Liberty SBS Self-Adhering Cap Sheet, self-adhered	Min. 1.5-inch EnergyGuard RA, EnergyGuard RH, EnergyGuard RN followed by min. 0.25-inch DensDeck Prime or SECUROCK Gypsum-Fiber Roof Board	OB500	SBS-SA	(Optional) SBS-TA, APP-TA	SBS-TA, APP-TA	-45.0*
SC-86	Min. 22 ga., Type B, Grade 33 steel	Min. 0.5-inch SECUROCK Gypsum Fiber Roof Board	Note 2	1 per 2.7 ft ²	Liberty SBS Self-Adhering Cap Sheet, self-adhered	Min. 1.5-inch EnergyGuard RH followed by Min. 0.5-inch EnergyGuard RH HD Polyiso Insulation, EnergyGuard HD Polyiso Cover Board, EnergyGuard HD Plus Polyiso Cover Board	OB500	SBS-SA	(Optional) SBS-TA, APP-TA	SBS-TA, APP-TA	-45.0*
SC-87	Min. 22 ga., Type B, Grade 33 steel	0.5-inch DensDeck Prime or SECUROCK Gypsum Fiber Roof Board	Note 2 <i>(Drill-Tec 3 in. Ribbed Galvalume Plate (Flat) may be used)</i>	1 per 4.0 ft ²	Primer: GAF SA Primer or Matrix 307 Premium Asphalt Primer Vapor Retarder: GAF SA Vapor Retarder, self-adhering	One or more layers, base layer min. 1-inch thick, optional subsequent layer(s) min. 1.5-inch thick EnergyGuard RN (Optional) Min. 0.25-inch DensDeck Prime or SECUROCK Gypsum-Fiber Roof Board or min. 0.5-inch EnergyGuard HD Polyiso Cover Board or EnergyGuard HD Plus Polyiso Cover Board	LRF-M or OB500	SBS-SA	(Optional) SBS-TA, APP-TA	SBS-TA, APP-TA	-45.0*
SC-88	Min. 22 ga., Type B, Grade 33 steel	0.5-inch DensDeck Prime or SECUROCK Gypsum Fiber Roof Board	Note 2 <i>(Drill-Tec 3 in. Ribbed Galvalume Plate (Flat) may be used)</i>	1 per 4.0 ft ²	GAF SA Vapor Retarder XL, self-adhering	One or more layers, base layer min. 1-inch thick, optional subsequent layer(s) min. 1.5-inch thick EnergyGuard RN (Optional) Min. 0.25-inch DensDeck Prime or SECUROCK Gypsum-Fiber Roof Board or min. 0.5-inch EnergyGuard HD Polyiso Cover Board or EnergyGuard HD Plus Polyiso Cover Board	LRF-M or OB500	SBS-SA	(Optional) SBS-TA, APP-TA	SBS-TA, APP-TA	-45.0*
SC-89	Min. 22 ga., Type B, Grade 33 steel	0.5-inch DensDeck Prime or SECUROCK Gypsum Fiber Roof Board	Note 2 <i>(Drill-Tec 3 in. Ribbed Galvalume Plate (Flat) may be used)</i>	1 per 4.0 ft ²	Primer: GAF SA Primer or Matrix 307 Premium Asphalt Primer Vapor Retarder: GAF SA Vapor Retarder, self-adhering	One or more layers, base layer min. 1-inch thick, optional subsequent layer(s) min. 1.5-inch thick EnergyGuard Polyiso Insulation, EnergyGuard Ultra Polyiso Insulation (Optional) Min. 0.25-inch DensDeck Prime or SECUROCK Gypsum-Fiber Roof Board or min. 0.5-inch EnergyGuard HD Polyiso Cover Board or EnergyGuard HD Plus Polyiso Cover Board	LRF-M, LRF-XF or OB500	SBS-SA	(Optional) SBS-TA, APP-TA	SBS-TA, APP-TA	-45.0*
SC-90	Min. 22 ga., Type B, Grade 33 steel	0.5-inch DensDeck Prime or SECUROCK Gypsum Fiber Roof Board	Note 2 <i>(Drill-Tec 3 in. Ribbed Galvalume Plate (Flat) may be used)</i>	1 per 4.0 ft ²	GAF SA Vapor Retarder XL, self-adhering	One or more layers, base layer min. 1-inch thick, optional subsequent layer(s) min. 1.5-inch thick EnergyGuard Polyiso Insulation, EnergyGuard Ultra Polyiso Insulation (Optional) Min. 0.25-inch DensDeck Prime or SECUROCK Gypsum-Fiber Roof Board or min. 0.5-inch EnergyGuard HD Polyiso Cover Board or EnergyGuard HD Plus Polyiso Cover Board	LRF-M, LRF-XF or OB500	SBS-SA	(Optional) SBS-TA, APP-TA	SBS-TA, APP-TA	-45.0*

TABLE 2c: STEEL DECKS - NEW CONSTRUCTION, REROOF (TEAR-OFF)
SYSTEM TYPE B-2: MECHANICALLY ATTACHED THERMAL BARRIER, BONDED VAPOR BARRIER, BONDED TOP INSULATION, BONDED ROOF COVER

System No.	Deck (Note 1)	Thermal Barrier			Vapor Barrier	Insulation Layer(s)		Roof Cover (Note 15)			MDP (psf)
		Type	Fasten (Note 2, Note 11)	Attach		Type	Attach (Notes 6,7,8)	Base	Ply	Cap	
SC-91	Min. 22 ga., Type B, Grade 33 steel; 6 ft span, #12 HWH Tekes 5, 6" o.c.	0.5-inch DensDeck Prime or SECUROCK Gypsum Fiber Roof Board	Note 2 <i>(Drill-Tec 3 in. Ribbed Galvalume Plate (Flat) may be used)</i>	1 per 2.0 ft ²	Primer: GAF SA Primer Vapor Retarder: GAF SA Vapor Retarder, self-adhering	One or more layers, base layer min. 1-inch thick, optional subsequent layer(s) min. 1.5-inch thick EnergyGuard Polyiso Insulation, EnergyGuard Ultra Polyiso Insulation (Optional) Min. 0.25-inch DensDeck Prime or SECUROCK Gypsum-Fiber Roof Board or min. 0.5-inch EnergyGuard HD Polyiso Cover Board or EnergyGuard HD Plus Polyiso Cover Board	LRF-M, LRF-XF or OB500	SBS-SA	(Optional) SBS-TA, APP-TA	SBS-TA, APP-TA	-67.5
VENTING SYSTEMS:											
SC-92	Min. 22 ga., Type B, Grade 33 steel	0.5-inch DensDeck Prime or SECUROCK Gypsum Fiber Roof Board	Note 2 <i>(Drill-Tec 3 in. Ribbed Galvalume Plate (Flat) may be used)</i>	1 per 4.0 ft ²	Primer: GAF SA Primer or Matrix 307 Premium Asphalt Primer Vapor Retarder: GAF SA Vapor Retarder, self-adhering	One or more layers, base layer min. 1-inch thick, optional subsequent layer(s) min. 1.5-inch thick EnergyGuard RN (Optional) Min. 0.25-inch DensDeck Prime or SECUROCK Gypsum-Fiber Roof Board	LRF-M or OB500	GAFGLAS Stratavent Perforated Venting Base Sheet	(Optional) One or more BP-AA, SBS-AA	SBS-AA	-45.0*
SC-93	Min. 22 ga., Type B, Grade 33 steel	0.5-inch DensDeck Prime or SECUROCK Gypsum Fiber Roof Board	Note 2 <i>(Drill-Tec 3 in. Ribbed Galvalume Plate (Flat) may be used)</i>	1 per 4.0 ft ²	GAF SA Vapor Retarder XL, self-adhering	One or more layers, base layer min. 1-inch thick, optional subsequent layer(s) min. 1.5-inch thick EnergyGuard RN (Optional) Min. 0.25-inch DensDeck Prime or SECUROCK Gypsum-Fiber Roof Board	LRF-M or OB500	GAFGLAS Stratavent Perforated Venting Base Sheet	(Optional) One or more BP-AA, SBS-AA	SBS-AA	-45.0*
SC-94	Min. 22 ga., Type B, Grade 33 steel	0.5-inch DensDeck Prime or SECUROCK Gypsum Fiber Roof Board	Note 2 <i>(Drill-Tec 3 in. Ribbed Galvalume Plate (Flat) may be used)</i>	1 per 4.0 ft ²	Primer: GAF SA Primer or Matrix 307 Premium Asphalt Primer Vapor Retarder: GAF SA Vapor Retarder, self-adhering	One or more layers, base layer min. 1-inch thick, optional subsequent layer(s) min. 1.5-inch thick EnergyGuard Polyiso Insulation, EnergyGuard Ultra Polyiso Insulation (Optional) Min. 0.25-inch DensDeck Prime or SECUROCK Gypsum-Fiber Roof Board	LRF-M, LRF-XF or OB500	GAFGLAS Stratavent Perforated Venting Base Sheet	(Optional) One or more BP-AA, SBS-AA	SBS-AA	-45.0*
SC-95	Min. 22 ga., Type B, Grade 33 steel	0.5-inch DensDeck Prime or SECUROCK Gypsum Fiber Roof Board	Note 2 <i>(Drill-Tec 3 in. Ribbed Galvalume Plate (Flat) may be used)</i>	1 per 4.0 ft ²	GAF SA Vapor Retarder XL, self-adhering	One or more layers, base layer min. 1-inch thick, optional subsequent layer(s) min. 1.5-inch thick EnergyGuard Polyiso Insulation, EnergyGuard Ultra Polyiso Insulation (Optional) Min. 0.25-inch DensDeck Prime or SECUROCK Gypsum-Fiber Roof Board	LRF-M, LRF-XF or OB500	GAFGLAS Stratavent Perforated Venting Base Sheet	(Optional) One or more BP-AA, SBS-AA	SBS-AA	-45.0*
SC-96	Min. 22 ga., Type B, Grade 33 steel; 6 ft span, #12 HWH Tekes 5, 6" o.c.	0.5-inch DensDeck Prime or SECUROCK Gypsum Fiber Roof Board	Note 2 <i>(Drill-Tec 3 in. Ribbed Galvalume Plate (Flat) may be used)</i>	1 per 2.0 ft ²	Primer: GAF SA Primer Vapor Retarder: GAF SA Vapor Retarder, self-adhering	One or more layers, base layer min. 1-inch thick, optional subsequent layer(s) min. 1.5-inch thick EnergyGuard Polyiso Insulation, EnergyGuard Ultra Polyiso Insulation (Optional) Min. 0.25-inch DensDeck Prime or SECUROCK Gypsum-Fiber Roof Board	LRF-M, LRF-XF or OB500	GAFGLAS Stratavent Perforated Venting Base Sheet	(Optional) One or more BP-AA, SBS-AA	SBS-AA	-67.5

TABLE 2c: STEEL DECKS - NEW CONSTRUCTION, REROOF (TEAR-OFF)
SYSTEM TYPE B-2: MECHANICALLY ATTACHED THERMAL BARRIER, BONDED VAPOR BARRIER, BONDED TOP INSULATION, BONDED ROOF COVER

System No.	Deck (Note 1)	Thermal Barrier			Vapor Barrier	Insulation Layer(s)		Roof Cover (Note 15)			MDP (psf)
		Type	Fasten (Note 2, Note 11)	Attach		Type	Attach (Notes 6,7,8)	Base	Ply	Cap	
COLD-APPLIED SYSTEMS:											
SC-97	Min. 22 ga., Type B, Grade 33 steel	Min. 0.5-inch SECUROCK Gypsum Fiber Roof Board	Note 2	1 per 2.7 ft ²	Liberty SBS Self-Adhering Cap Sheet, self-adhered	Min. 1.5-inch EnergyGuard RH followed by Min. 0.5-inch EnergyGuard RH HD Polyiso Insulation, EnergyGuard HD Polyiso Cover Board, EnergyGuard HD Plus Polyiso Cover Board	OB500	SBS-CA or SBS-CA1	None	SBS-CA or SBS-CA1	-45.0*
SC-98	Min. 22 ga., Type B, Grade 33 steel	0.5-inch DensDeck Prime or SECUROCK Gypsum Fiber Roof Board	Note 2 <i>(Drill-Tec 3 in. Ribbed Galvalume Plate (Flat) may be used)</i>	1 per 4.0 ft ²	Primer: GAF SA Primer or Matrix 307 Premium Asphalt Primer Vapor Retarder: GAF SA Vapor Retarder, self-adhering	One or more layers, base layer min. 1-inch thick, optional subsequent layer(s) min. 1.5-inch thick EnergyGuard RN (Optional) Min. 0.25-inch DensDeck Prime or SECUROCK Gypsum-Fiber Roof Board or min. 0.5-inch EnergyGuard HD Polyiso Cover Board or EnergyGuard HD Plus Polyiso Cover Board	LRF-M or OB500	SBS-CA1	None	SBS-CA1	-45.0*
SC-99	Min. 22 ga., Type B, Grade 33 steel	0.5-inch DensDeck Prime or SECUROCK Gypsum Fiber Roof Board	Note 2 <i>(Drill-Tec 3 in. Ribbed Galvalume Plate (Flat) may be used)</i>	1 per 4.0 ft ²	GAF SA Vapor Retarder XL, self-adhering	One or more layers, base layer min. 1-inch thick, optional subsequent layer(s) min. 1.5-inch thick EnergyGuard RN (Optional) Min. 0.25-inch DensDeck Prime or SECUROCK Gypsum-Fiber Roof Board or min. 0.5-inch EnergyGuard HD Polyiso Cover Board or EnergyGuard HD Plus Polyiso Cover Board	LRF-M or OB500	SBS-CA1	None	SBS-CA1	-45.0*
SC-100	Min. 22 ga., Type B, Grade 33 steel	0.5-inch DensDeck Prime or SECUROCK Gypsum Fiber Roof Board	Note 2 <i>(Drill-Tec 3 in. Ribbed Galvalume Plate (Flat) may be used)</i>	1 per 4.0 ft ²	Primer: GAF SA Primer or Matrix 307 Premium Asphalt Primer Vapor Retarder: GAF SA Vapor Retarder, self-adhering	One or more layers, base layer min. 1-inch thick, optional subsequent layer(s) min. 1.5-inch thick EnergyGuard Polyiso Insulation, EnergyGuard Ultra Polyiso Insulation (Optional) Min. 0.25-inch DensDeck Prime or SECUROCK Gypsum-Fiber Roof Board or min. 0.5-inch EnergyGuard HD Polyiso Cover Board or EnergyGuard HD Plus Polyiso Cover Board	LRF-M, LRF-XF or OB500	SBS-CA1	None	SBS-CA1	-45.0*
SC-101	Min. 22 ga., Type B, Grade 33 steel	0.5-inch DensDeck Prime or SECUROCK Gypsum Fiber Roof Board	Note 2 <i>(Drill-Tec 3 in. Ribbed Galvalume Plate (Flat) may be used)</i>	1 per 4.0 ft ²	GAF SA Vapor Retarder XL, self-adhering	One or more layers, base layer min. 1-inch thick, optional subsequent layer(s) min. 1.5-inch thick EnergyGuard Polyiso Insulation, EnergyGuard Ultra Polyiso Insulation (Optional) Min. 0.25-inch DensDeck Prime or SECUROCK Gypsum-Fiber Roof Board or min. 0.5-inch EnergyGuard HD Polyiso Cover Board or EnergyGuard HD Plus Polyiso Cover Board	LRF-M, LRF-XF or OB500	SBS-CA1	None	SBS-CA1	-45.0*

TABLE 2c: STEEL DECKS - NEW CONSTRUCTION, REROOF (TEAR-OFF)
SYSTEM TYPE B-2: MECHANICALLY ATTACHED THERMAL BARRIER, BONDED VAPOR BARRIER, BONDED TOP INSULATION, BONDED ROOF COVER

System No.	Deck (Note 1)	Thermal Barrier			Vapor Barrier	Insulation Layer(s)		Roof Cover (Note 15)			MDP (psf)
		Type	Fasten (Note 2, Note 11)	Attach		Type	Attach (Notes 6,7,8)	Base	Ply	Cap	
SC-102	Min. 22 ga., Type B, Grade 33 steel; 6 ft span, #12 HWH Tek's 5, 6" o.c.	0.5-inch DensDeck Prime or SECUROCK Gypsum Fiber Roof Board	Note 2 <i>(Drill-Tec 3 in. Ribbed Galvalume Plate (Flat) may be used)</i>	1 per 2.0 ft ²	Primer: GAF SA Primer Vapor Retarder: GAF SA Vapor Retarder, self-adhering	One or more layers, base layer min. 1-inch thick, optional subsequent layer(s) min. 1.5-inch thick EnergyGuard Polyiso Insulation, EnergyGuard Ultra Polyiso Insulation (Optional) Min. 0.25-inch DensDeck Prime or SECUROCK Gypsum-Fiber Roof Board or min. 0.5-inch EnergyGuard HD Polyiso Cover Board or EnergyGuard HD Plus Polyiso Cover Board	LRF-M, LRF-XF or OB500	SBS-CA1	None	SBS-CA1	-67.5
HYBRID HOT/COLD APPLIED SYSTEMS:											
SC-103	Min. 22 ga., Type B, Grade 33 steel	0.5-inch DensDeck Prime or SECUROCK Gypsum Fiber Roof Board	Note 2 <i>(Drill-Tec 3 in. Ribbed Galvalume Plate (Flat) may be used)</i>	1 per 4.0 ft ²	Primer: GAF SA Primer or Matrix 307 Premium Asphalt Primer Vapor Retarder: GAF SA Vapor Retarder, self-adhering	One or more layers, base layer min. 1-inch thick, optional subsequent layer(s) min. 1.5-inch thick EnergyGuard RN Min. 0.25-inch DensDeck Prime or SECUROCK Gypsum-Fiber Roof Board	LRF-M or OB500	BP-AA or SBS-AA	(Optional) BP-AA or SBS-AA	SBS-CA1	-45.0*
SC-104	Min. 22 ga., Type B, Grade 33 steel	0.5-inch DensDeck Prime or SECUROCK Gypsum Fiber Roof Board	Note 2 <i>(Drill-Tec 3 in. Ribbed Galvalume Plate (Flat) may be used)</i>	1 per 4.0 ft ²	GAF SA Vapor Retarder XL, self-adhering	One or more layers, base layer min. 1-inch thick, optional subsequent layer(s) min. 1.5-inch thick EnergyGuard RN Min. 0.25-inch DensDeck Prime or SECUROCK Gypsum-Fiber Roof Board	LRF-M or OB500	BP-AA or SBS-AA	(Optional) BP-AA or SBS-AA	SBS-CA1	-45.0*
SC-105	Min. 22 ga., Type B, Grade 33 steel	0.5-inch DensDeck Prime or SECUROCK Gypsum Fiber Roof Board	Note 2 <i>(Drill-Tec 3 in. Ribbed Galvalume Plate (Flat) may be used)</i>	1 per 4.0 ft ²	Primer: GAF SA Primer or Matrix 307 Premium Asphalt Primer Vapor Retarder: GAF SA Vapor Retarder, self-adhering	One or more layers, base layer min. 1-inch thick, optional subsequent layer(s) min. 1.5-inch thick EnergyGuard Polyiso Insulation, EnergyGuard Ultra Polyiso Insulation Min. 0.25-inch DensDeck Prime or SECUROCK Gypsum-Fiber Roof Board	LRF-M, LRF-XF or OB500	BP-AA or SBS-AA	(Optional) BP-AA or SBS-AA	SBS-CA1	-45.0*
SC-106	Min. 22 ga., Type B, Grade 33 steel	0.5-inch DensDeck Prime or SECUROCK Gypsum Fiber Roof Board	Note 2 <i>(Drill-Tec 3 in. Ribbed Galvalume Plate (Flat) may be used)</i>	1 per 4.0 ft ²	GAF SA Vapor Retarder XL, self-adhering	One or more layers, base layer min. 1-inch thick, optional subsequent layer(s) min. 1.5-inch thick EnergyGuard Polyiso Insulation, EnergyGuard Ultra Polyiso Insulation Min. 0.25-inch DensDeck Prime or SECUROCK Gypsum-Fiber Roof Board	LRF-M, LRF-XF or OB500	BP-AA or SBS-AA	(Optional) BP-AA or SBS-AA	SBS-CA1	-45.0*
SC-107	Min. 22 ga., Type B, Grade 33 steel; 6 ft span, #12 HWH Tek's 5, 6" o.c.	0.5-inch DensDeck Prime or SECUROCK Gypsum Fiber Roof Board	Note 2 <i>(Drill-Tec 3 in. Ribbed Galvalume Plate (Flat) may be used)</i>	1 per 2.0 ft ²	Primer: GAF SA Primer Vapor Retarder: GAF SA Vapor Retarder, self-adhering	One or more layers, base layer min. 1-inch thick, optional subsequent layer(s) min. 1.5-inch thick EnergyGuard Polyiso Insulation, EnergyGuard Ultra Polyiso Insulation Min. 0.25-inch DensDeck Prime or SECUROCK Gypsum-Fiber Roof Board	LRF-M, LRF-XF or OB500	BP-AA or SBS-AA	(Optional) BP-AA or SBS-AA	SBS-CA1	-67.5

**TABLE 2D: STEEL OR STRUCTURAL CONCRETE DECKS - NEW CONSTRUCTION, REROOF (TEAR-OFF) OR RECOVER
SYSTEM TYPE C-1: MECHANICALLY ATTACHED INSULATION, BONDED ROOF COVER**

System No.	Deck‡ (Note 1)	Base Insulation Layer (Note 3, Note 13)	Top Insulation Layer			Roof Cover (Note 15)			MDP (psf)
			Type	Fastener (Note 2, Note 11)	Attach	Base Ply	Ply	Cap Ply	
CONVENTIONAL SYSTEMS:									
SC-108	Min. 22 ga., type B, Grade 33 steel or min. 2,500 psi structural concrete	One or more layers, any combination, loose laid	Min. 0.625-inch DensDeck Prime or SECUROCK Gypsum-Fiber Roof Board	Note 2	1 per 4.0 ft ²	SBS-TA or APP-TA	(Optional) SBS-TA or APP-TA	SBS-TA or APP-TA	-45.0*
SC-109	Min. 22 ga., type B, Grade 33 steel or min. 2,500 psi structural concrete	One or more layers, any combination, loose laid	Min. 0.25-inch DensDeck Prime or SECUROCK Gypsum-Fiber Roof Board	Note 2	1 per 2.1 ft ²	SBS-TA or APP-TA	(Optional) SBS-TA or APP-TA	SBS-TA or APP-TA	-45.0*
SC-110	Min. 22 ga., type B, Grade 33 steel or min. 2,500 psi structural concrete	One or more layers, any combination, loose laid	Min. 0.5-inch DensDeck Prime or SECUROCK Gypsum-Fiber Roof Board	Note 2	1 per 3.2 ft ²	SBS-TA or APP-TA	(Optional) SBS-TA or APP-TA	SBS-TA or APP-TA	-45.0*
SC-111	Min. 22 ga., type B, Grade 33 steel or min. 2,500 psi structural concrete	One or more layers, any combination, loose laid	Min. 0.25-inch DensDeck, DensDeck Prime	Note 2	1 per 4.0 ft ²	BP-AA, SBS-AA	(Optional) BP-AA, SBS-AA	SBS-AA, SBS-TA, APP-TA	-45.0*
SC-112	Min. 22 ga., type B, Grade 33 steel or min. 2,500 psi structural concrete	One or more layers, any combination, loose laid	Min. 0.5-inch Structodek High Density Fiberboard Roof Insulation or Structodek High Density Fiberboard Roof Insulation	Note 2	1 per 2.0 ft ²	SBS-AA	(Optional) SBS-AA	SBS-AA, SBS-TA	-45.0*
SC-113	Min. 22 ga., type B, Grade 33 steel or min. 2,500 psi structural concrete	One or more layers, any combination, loose laid	Min. 0.25-inch SECUROCK Gypsum-Fiber Roof Board	Note 2	1 per 2.0 ft ²	BP-AA, SBS-AA, SBS-TA or APP-TA	(Optional) BP-AA, SBS-AA, SBS-TA or APP-TA	SBS-AA, SBS-TA or APP-TA	-45.0*
SC-114	Min. 22 ga., type B, Grade 33 steel or min. 2,500 psi structural concrete	One or more layers, any combination, loose laid	Min. 0.25-inch DensDeck Prime or SECUROCK Gypsum-Fiber Roof Board	Note 2	1 per 4.0 ft ²	BP-AA or SBS-AA	(Optional) BP-AA, SBS-AA, SBS-TA	SBS-AA, SBS-TA	-45.0*
SC-115	Min. 22 ga., type B, Grade 33 steel; 6 ft span, #12 HWH Tek 5 screw 6" o.c. or min. 2,500 psi structural concrete	One or more layers, any combination, loose laid	Min. 0.25-inch SECUROCK Gypsum-Fiber Roof Board	Note 2	1 per 1.6 ft ²	SBS-AA, SBS-TA, APP-TA	(Optional) SBS-AA, SBS-TA, APP-TA	SBS-AA, SBS-TA, APP-TA	-52.5
SC-116	Min. 22 ga., type B, Grade 33 steel; 6 ft span, #12 HWH Tek 5 screw 6" o.c. or min. 2,500 psi structural concrete	One or more layers, any combination, loose laid	Min. 0.25-inch DensDeck Prime	Note 2	1 per 1.45 ft ²	SBS-AA, SBS-TA, APP-TA	(Optional) SBS-AA, SBS-TA, APP-TA	SBS-AA, SBS-TA, APP-TA	-52.5
SC-117	Min. 22 ga., type B, Grade 33 steel; 6 ft span, #12 HWH Tek 5 screw 6" o.c. or min. 2,500 psi structural concrete	One or more layers, any combination, loose laid	Min. 0.5-inch SECUROCK Gypsum-Fiber Roof Board	Note 2	1 per 1.8 ft ²	SBS-TA, APP-TA	(Optional) SBS-TA, APP-TA	SBS-TA, APP-TA	-52.5

**TABLE 2D: STEEL OR STRUCTURAL CONCRETE DECKS - NEW CONSTRUCTION, REROOF (TEAR-OFF) OR RECOVER
SYSTEM TYPE C-1: MECHANICALLY ATTACHED INSULATION, BONDED ROOF COVER**

System No.	Deck# (Note 1)	Base Insulation Layer (Note 3, Note 13)	Top Insulation Layer			Roof Cover (Note 15)			MDP (psf)
			Type	Fastener (Note 2, Note 11)	Attach	Base Ply	Ply	Cap Ply	
SC-118	Min. 22 ga., type B, Grade 33 steel; 6 ft span, #12 HWH Tek 5 screw 6" o.c. or min. 2,500 psi structural concrete	One or more layers, any combination, loose laid	Min. 0.5-inch SECUROCK Gypsum-Fiber Roof Board	Note 2 (#14 only)	1 per 1.8 ft ²	BP-AA, SBS-AA	(Optional) BP-AA, SBS-AA, SBS-TA or APP-TA	SBS-AA, SBS-TA or APP-TA	-60.0
SC-119	Min. 22 ga., type B, Grade 33 steel; 6 ft span, #12 HWH Tek 5 screw 6" o.c. or min. 2,500 psi structural concrete	One or more layers, any combination, loose laid	Min. 0.25-inch DensDeck Prime or SECUROCK Gypsum-Fiber Roof Board	Note 2	1 per 1.3 ft ²	SBS-TA, APP-TA	(Optional) SBS-TA, APP-TA	SBS-TA, APP-TA	-60.0
SC-120	Min. 22 ga., type B, Grade 33 steel; 6 ft spans; #12 HWH Tek 5 screws at 6" o.c. or min. 2,500 psi structural concrete	One or more layers, any combination, loose laid	Min. 0.5-inch DensDeck Prime or SECUROCK Gypsum-Fiber Roof Board	Note 2	1 per 2.0 ft ²	BP-AA or SBS-AA	(Optional) BP-AA, SBS-AA, SBS-TA	SBS-AA, SBS-TA	-60.0
SC-121	Min. 22 ga., type B, Grade 33 steel; 6 ft span, #12 HWH Tek 5 screw 6" o.c. or min. 2,500 psi structural concrete	One or more layers, any combination, loose laid	Min. 0.5-inch Structodek High Density Fiberboard Roof Insulation	Note 2	1 per 1.0 ft ²	SBS-AA	(Optional) SBS-AA or SBS-TA	SBS-AA, SBS-TA	-67.5
SC-122	Min. 22 ga., type B, Grade 40 steel; 6 ft span, 5/8-inch puddle welds 6" o.c. or min. 2,500 psi structural concrete	One or more layers, any combination, loose laid	Min. 0.25-inch DensDeck Prime	Note 2	1 per 1.45 ft ²	SBS-TA	(Optional) SBS-TA	SBS-TA	-67.5
SC-123	Min. 22 ga., type B, Grade 33 steel; 6 ft span, #12 HWH Tek 5 screw 6" o.c. or min. 2,500 psi structural concrete	One or more layers, any combination, loose laid	Min. 0.375-inch SECUROCK Gypsum-Fiber Roof Board	Note 2	1 per 1.3 ft ²	SBS-TA, APP-TA	(Optional) SBS-TA, APP-TA	SBS-TA, APP-TA	-67.5
SC-124	Min. 22 ga., type B, Grade 40 steel; 6 ft span, 5/8-inch puddle welds 6" o.c. or min. 2,500 psi structural concrete	One or more layers, any combination, loose laid	Min. 0.25-inch SECUROCK Gypsum-Fiber Roof Board	Note 2	1 per 1.45 ft ²	SBS-TA	(Optional) SBS-TA	SBS-TA	-75.0
SC-125	Min. 22 ga., type B, Grade 33 steel; 6 ft spans; #12 HWH Tek 5 screws at 6" o.c. or min. 2,500 psi structural concrete	One or more layers, any combination, loose laid	Min. 0.5-inch DensDeck Prime or SECUROCK Gypsum-Fiber Roof Board	Note 2	1 per 1.6 ft ²	BP-AA or SBS-AA	(Optional) BP-AA, SBS-AA, SBS-TA	SBS-AA, SBS-TA	-82.5
SC-126	Min. 20 ga., type B, Grade 33 steel, min. 22 ga., type B, Grade 80 steel; 6 ft spans; #12 HWH Tek 5 screws at 6" o.c. or min. 2,500 psi structural concrete	One or more layers, any combination, loose laid	Min. 0.5-inch DensDeck Prime or SECUROCK Gypsum-Fiber Roof Board	Note 2	1 per 1.6 ft ²	BP-AA or SBS-AA	(Optional) BP-AA, SBS-AA, SBS-TA	SBS-AA, SBS-TA	-90.0

**TABLE 2D: STEEL OR STRUCTURAL CONCRETE DECKS - NEW CONSTRUCTION, REROOF (TEAR-OFF) OR RECOVER
SYSTEM TYPE C-1: MECHANICALLY ATTACHED INSULATION, BONDED ROOF COVER**

System No.	Deck# (Note 1)	Base Insulation Layer (Note 3, Note 13)	Top Insulation Layer			Roof Cover (Note 15)			MDP (psf)
			Type	Fastener (Note 2, Note 11)	Attach	Base Ply	Ply	Cap Ply	
SC-127	Min. 20 ga., type B, Grade 33 steel or min. 22 ga., type B, Grade 80 steel; 6 ft span, two (2) Tekes/5 with 3/8" washers 6" o.c. or min. 2,500 psi structural concrete	One or more layers, any combination, loose laid	Min. 0.5-inch DensDeck Prime	Note 2	1 per 1.0 ft ²	SBS-TA, APP-TA	(Optional) SBS-TA, APP-TA	SBS-TA, APP-TA	-90.0
SC-128	Min. 22 ga., type B, Grade 33 steel; 6 ft span, two (2) #12 HWH Tekes 5 screws 6" o.c. or min. 2,500 psi structural concrete	One or more layers, any combination, loose laid	Min. 0.25-inch SECUROCK Gypsum-Fiber Roof Board	Note 2	1 per 1.0 ft ²	SBS-TA, APP-TA	(Optional) SBS-TA, APP-TA	SBS-TA, APP-TA	-97.5
SC-129	Min. 20 ga., type B, Grade 33 steel, min. 22 ga., type B, Grade 80 steel; 6 ft spans; #12 HWH Tekes 5 screws at 6" o.c. or min. 2,500 psi structural concrete	One or more layers, any combination, loose laid	Min. 0.5-inch DensDeck Prime or SECUROCK Gypsum-Fiber Roof Board	Note 2	1 per 1.45 ft ²	BP-AA or SBS-AA	(Optional) BP-AA, SBS-AA, SBS-TA	SBS-AA, SBS-TA	-97.5
SC-130	Min. 22 ga., type B, Grade 33 steel; 6 ft span, two (2) #12 HWH Tekes 5 screws 6" o.c. or min. 2,500 psi structural concrete	One or more layers, any combination, loose laid	Min. 0.5-inch DensDeck Prime	Note 2 (#14 only)	1 per 1.0 ft ²	SBS-TA, APP-TA	(Optional) SBS-TA, APP-TA	SBS-TA, APP-TA	-105.0
SC-131	Min. 22 ga., type B, Grade 33 steel; 6 ft span, two (2) #12 HWH Tekes 5 screws 6" o.c. or min. 2,500 psi structural concrete	One or more layers, any combination, loose laid	Min. 0.5-inch SECUROCK Gypsum-Fiber Roof Board	Note 2 (#14 only)	1 per 1.0 ft ²	APP-TA	(Optional) APP-TA	APP-TA	-105.0
SC-132	Min. 22 ga., type B, Grade 33 steel; 6 ft span, two (2) #12 HWH Tekes 5 screws 6" o.c. or min. 2,500 psi structural concrete	Optional BP-AA or SBS-AA vapor barrier over concrete deck. One or more layers, any combination, loose laid	Min. 0.5-inch SECUROCK Gypsum-Fiber Roof Board	Note 2 (#14 only)	1 per 1.0 ft ²	SBS-TA	(Optional) SBS-TA	SBS-TA	-120.0
SC-133	Min. 22 ga., type B, Grade 80 steel; 6 ft span, Tekes/5, 6" o.c. or min. 2,500 psi structural concrete	One or more layers, any combination, loose laid	Min. 0.5-inch DensDeck Prime	Note 2	1 per 1.0 ft ²	SBS-TA	(Optional) SBS-TA	SBS-TA	-127.5
SELF-ADHERING BASE PLY:									
SC-134	Min. 22 ga., type B, Grade 33 steel or min. 2,500 psi structural concrete	One or more layers, any combination, loose laid	Min. 0.375-inch SECUROCK Gypsum-Fiber Roof Board or SECUROCK Ultralight Coated Glass-Mat Roof Board	Note 2	1 per 2.7 ft ²	SBS-SA	(Optional) SBS-SA, SBS-TA, APP-TA	SBS-SA, SBS-TA, APP-TA	-45.0*

**TABLE 2D: STEEL OR STRUCTURAL CONCRETE DECKS - NEW CONSTRUCTION, REROOF (TEAR-OFF) OR RECOVER
SYSTEM TYPE C-1: MECHANICALLY ATTACHED INSULATION, BONDED ROOF COVER**

System No.	Deck# (Note 1)	Base Insulation Layer (Note 3, Note 13)	Top Insulation Layer			Roof Cover (Note 15)			MDP (psf)
			Type	Fastener (Note 2, Note 11)	Attach	Base Ply	Ply	Cap Ply	
SC-135	Min. 22 ga., type B, Grade 33 steel or min. 2,500 psi structural concrete	One or more layers, any combination, loose laid	Min. 0.25-inch SECUROCK Gypsum-Fiber Roof Board	Note 2	1 per 2.0 ft ²	SBS-SA	(Optional) SBS-TA or APP-TA	SBS-TA or APP-TA	-45.0*
SC-136	Min. 22 ga., Type B, Grade 33 steel or min. 2,500 psi structural concrete	One or more layers, any combination, min. 1.5-inch	Min. 0.5-inch EnergyGuard RH HD Polyiso Insulation, EnergyGuard HD Polyiso Cover Board, EnergyGuard HD Plus Polyiso Cover Board	Note 2	1 per 2.0 ft ²	SBS-SA	(Optional) SBS-TA, APP-TA	SBS-TA, APP-TA	-45.0*
SC-137	Min. 22 ga., type B, Grade 33 steel or min. 2,500 psi structural concrete	(Optional) One or more layers, any combination, loose laid	Min. 1.5-inch EnergyGuard RA, EnergyGuard RH, EnergyGuard RN or EnergyGuard Ultra	Note 2	1 per 2.0 ft ²	SBS-SA	(Optional) SBS-SA	SBS-SA	-45.0*
SC-138	Min. 22 ga., type B, Grade 33 steel or min. 2,500 psi structural concrete	(Optional) One or more layers, any combination, loose laid	Min. 1.5-inch EnergyGuard Polyiso Insulation, EnergyGuard Ultra, EnergyGuard RA, EnergyGuard RH, EnergyGuard RN	Note 2	1 per 2.0 ft ²	SBS-SA	(Optional) SBS-TA, APP-TA	SBS-TA, APP-TA	-45.0*
SC-139	Min. 22 ga., type B, Grade 33 steel or min. 2,500 psi structural concrete	(Optional) One or more layers, any combination, loose laid	Min. 2.0-inch EnergyGuard Polyiso Insulation, EnergyGuard Ultra, EnergyGuard RA, EnergyGuard RH, EnergyGuard RN	Note 2	1 per 3.2 ft ²	SBS-SA	(Optional) SBS-TA, APP-TA	SBS-TA, APP-TA	-45.0*
SC-140	Min. 22 ga., type B, Grade 33 steel or min. 2,500 psi structural concrete	(Optional) One or more layers, any combination, loose laid	Min. 2.0-inch EnergyGuard RA, EnergyGuard RH, EnergyGuard RN	Note 2	1 per 2.0 ft ²	SBS-SA	(Optional) SBS-SA	SBS-SA	-45.0*
SC-141	Min. 22 ga., type B, Grade 33 steel; 6 ft span, #12 HWH Tek 5 screw 6" o.c. or min. 2,500 psi structural concrete	One or more layers, any combination, loose laid	Min. 0.25-inch SECUROCK Gypsum-Fiber Roof Board	Note 2	1 per 1.6 ft ²	SBS-SA	(Optional) SBS-TA or APP-TA	SBS-TA or APP-TA	-52.5
SC-142	Min. 22 ga., type B, Grade 33 steel; 6 ft span, #12 HWH Tek 5 screw 6" o.c. or min. 2,500 psi structural concrete	One or more layers, any combination, loose laid	Min. 0.5-inch SECUROCK Gypsum-Fiber Roof Board	Note 2	1 per 1.8 ft ²	SBS-SA	(Optional) SBS-TA or APP-TA	SBS-TA or APP-TA	-52.5
SC-143	Min. 22 ga., type B, Grade 33 steel; 6 ft span, #12 HWH Tek 5 screw 6" o.c. or min. 2,500 psi structural concrete	One or more layers, any combination, loose laid	Min. 0.25-inch SECUROCK Ultralight Coated Glass-Mat Roof Board	Note 2	1 per 1.3 ft ²	SBS-SA	(Optional) SBS-TA or APP-TA	SBS-TA or APP-TA	-52.5
SC-144	Min. 22 ga., type B, Grade 50 steel; 6 ft span, 5/8" puddle welds, 6" o.c. or min. 2,500 psi structural concrete	(Optional) One or more layers, any combination, loose laid	Min. 1.5-inch EnergyGuard Polyiso Insulation	Note 2	1 per 1.8 ft ²	SBS-SA	(Optional) SBS-TA	SBS-TA	-60.0
SC-145	Min. 22 ga., type B, Grade 33 steel; 6 ft span, #12 HWH Tek 5 screw 6" o.c. or min. 2,500 psi structural concrete	(Optional) One or more layers, any combination, loose laid	Min. 1.5-inch EnergyGuard RA, EnergyGuard RH, EnergyGuard RN or EnergyGuard Ultra	Note 2	1 per 1.3 ft ²	SBS-SA	(Optional) SBS-TA, APP-TA	SBS-TA, APP-TA	-60.0

**TABLE 2D: STEEL OR STRUCTURAL CONCRETE DECKS - NEW CONSTRUCTION, REROOF (TEAR-OFF) OR RECOVER
SYSTEM TYPE C-1: MECHANICALLY ATTACHED INSULATION, BONDED ROOF COVER**

System No.	Deck# (Note 1)	Base Insulation Layer (Note 3, Note 13)	Top Insulation Layer			Roof Cover (Note 15)			MDP (psf)
			Type	Fastener (Note 2, Note 11)	Attach	Base Ply	Ply	Cap Ply	
SC-146	Min. 22 ga., type B, Grade 33 steel; 6 ft span, #12 HWH Tek 5 screw 6" o.c. or min. 2,500 psi structural concrete	(Optional) One or more layers, any combination, loose laid	Min. 2.0-inch EnergyGuard RA, EnergyGuard RH, EnergyGuard RN or EnergyGuard Ultra	Note 2	1 per 1.45 ft ²	SBS-SA	(Optional) SBS-TA, APP-TA	SBS-TA, APP-TA	-60.0
SC-147	Min. 22 ga., type B, Grade 33 steel; 6 ft span, #12 HWH Tek 5 screw 6" o.c. or min. 2,500 psi structural concrete	(Optional) One or more layers, any combination, loose laid	Min. 2-inch EnergyGuard Polyiso Insulation or EnergyGuard Ultra	Note 2	1 per 1.8 ft ²	SBS-SA	(Optional) SBS-TA, APP-TA	SBS-TA, APP-TA	-60.0
SC-148	Min. 22 ga., type B, Grade 33 steel; 6 ft span, #12 HWH Tek 5 screw 6" o.c. or min. 2,500 psi structural concrete	One or more layers, any combination, loose laid	Min. 0.25-inch DensDeck Prime or SECUROCK Gypsum-Fiber Roof Board	Note 2	1 per 1.3 ft ²	SBS-SA	(Optional) SBS-TA or APP-TA	SBS-TA or APP-TA	-60.0
SC-149	Min. 22 ga., type B, Grade 33 steel; 6 ft span, #12 HWH Tek 5 screw 6" o.c. or min. 2,500 psi structural concrete	One or more layers, any combination, loose laid	Min. 0.5-inch SECUROCK Gypsum-Fiber Roof Board	Note 2 (#14 only)	1 per 1.8 ft ²	SBS-SA	(Optional) SBS-TA or APP-TA	SBS-TA or APP-TA	-60.0
SC-150	Min. 22 ga., type B, Grade 33 steel; 6 ft span, #12 HWH Tek 5 screw 6" o.c. or min. 2,500 psi structural concrete	(Optional) One or more layers, any combination, loose laid	Min. 1.5-inch EnergyGuard Polyiso Insulation	Note 2	1 per 1.3 ft ²	SBS-SA	(Optional) SBS-TA, APP-TA	SBS-TA, APP-TA	-67.5
SC-151	Min. 22 ga., type B, Grade 33 steel; 6 ft span, #12 HWH Tek 5 screw 6" o.c. or min. 2,500 psi structural concrete	One or more layers, any combination, loose laid	Min. 0.375-inch SECUROCK Gypsum-Fiber Roof Board	Note 2	1 per 1.3 ft ²	SBS-SA	(Optional) SBS-TA, APP-TA	SBS-TA, APP-TA	-67.5
VENTING SYSTEMS:									
SC-152	Min. 22 ga., type B, Grade 33 steel or min. 2,500 psi structural concrete	(Optional) One or more layers, any combination, loose laid	Min. 1.5-inch EnergyGuard Polyiso Insulation	Note 2	1 per 2.0 ft ²	GAFGLAS Stratavent Perforated Venting Base Sheet	(Optional) One or more BP-AA, SBS-AA	SBS-AA	-45.0*
SC-153	Min. 22 ga., type B, Grade 33 steel or min. 2,500 psi structural concrete	(Optional) One or more layers, any combination, loose laid	Min. 1.5-inch EnergyGuard RA, EnergyGuard RH, EnergyGuard RN	Note 2	1 per 2.0 ft ²	GAFGLAS Stratavent Perforated Venting Base Sheet	(Optional) One or more BP-AA, SBS-AA	SBS-AA	-45.0*
SC-154	Min. 22 ga., type B, Grade 33 steel or min. 2,500 psi structural concrete	(Optional) One or more layers, any combination, loose laid	Min. 2.0-inch EnergyGuard RH	Note 2	1 per 2.9 ft ²	GAFGLAS Stratavent Perforated Venting Base Sheet	(Optional) One or more BP-AA, SBS-AA	SBS-AA	-45.0*
SC-155	Min. 22 ga., type B, Grade 33 steel or min. 2,500 psi structural concrete	(Optional) One or more layers, any combination, loose laid	Min. 2.5-inch EnergyGuard RA	Note 2	1 per 4.0 ft ²	GAFGLAS Stratavent Perforated Venting Base Sheet	BP-AA, SBS-AA	SBS-AA	-45.0*
SC-156	Min. 22 ga., type B, Grade 33 steel or min. 2,500 psi structural concrete	(Optional) One or more layers, any combination, loose laid	Min. 3-inch EnergyGuard RH, EnergyGuard RN	Note 2	1 per 3.2 ft ²	GAFGLAS Stratavent Perforated Venting Base Sheet	(Optional) One or more BP-AA, SBS-AA	SBS-AA	-45.0*

TABLE 2D: STEEL OR STRUCTURAL CONCRETE DECKS - NEW CONSTRUCTION, REROOF (TEAR-OFF) OR RECOVER
SYSTEM TYPE C-1: MECHANICALLY ATTACHED INSULATION, BONDED ROOF COVER

System No.	Deck‡ (Note 1)	Base Insulation Layer (Note 3, Note 13)	Top Insulation Layer			Roof Cover (Note 15)			MDP (psf)
			Type	Fastener (Note 2, Note 11)	Attach	Base Ply	Ply	Cap Ply	
SC-157	Min. 22 ga., type B, Grade 33 steel or min. 2,500 psi structural concrete	(Optional) One or more layers, any combination, loose laid	Min. 2-inch EnergyGuard Polyiso Insulation	Note 2	1 per 3.2 ft2	GAFGLAS Stratavent Perforated Venting Base Sheet	(Optional) One or more BP-AA, SBS-AA	SBS-AA	-45.0*
SC-158	Min. 22 ga., type B, Grade 33 steel or min. 2,500 psi structural concrete	(Optional) One or more layers, any combination, loose laid	Min. 3-inch EnergyGuard Polyiso Insulation	Note 2	1 per 4.0 ft2	GAFGLAS Stratavent Perforated Venting Base Sheet	One or more BP-AA, SBS-AA	SBS-AA	-45.0*
SC-159	Min. 22 ga., type B, Grade 33 steel; 6 ft span, #12 HWH Tekes 5 screw 6" o.c. or min. 2,500 psi structural concrete	(Optional) One or more layers, any combination, loose laid	Min. 1.5-inch EnergyGuard Polyiso Insulation	Note 2	1 per 2.0 ft2	GAFGLAS Stratavent Perforated Venting Base Sheet	(Optional) One or more BP-AA, SBS-AA	SBS-AA	-52.5
SC-160	Min. 22 ga., type B, Grade 33 steel; 6 ft span, 5/8" dia. puddle welds 6" o.c. or min. 2,500 psi structural concrete	(Optional) One or more layers, any combination, loose laid	Min. 2-inch EnergyGuard RH	Note 2	1 per 2.0 ft2	GAFGLAS Stratavent Perforated Venting Base Sheet	(Optional) One or more BP-AA, SBS-AA	SBS-AA	-52.5
SC-161	Min. 22 ga., type B, Grade 50 steel; 6 ft span, 5/8" puddle welds, 6" o.c. or min. 2,500 psi structural concrete	(Optional) One or more layers, any combination, loose laid	Min. 1.5-inch EnergyGuard Polyiso Insulation	Note 2	1 per 1.8 ft2	GAFGLAS Stratavent Perforated Venting Base Sheet	(Optional) One or more BP-AA, SBS-AA	SBS-AA	-60.0
SC-162	Min. 22 ga., type B, Grade 33 steel; 6 ft span, 5/8" dia. puddle welds 6" o.c. or min. 2,500 psi structural concrete	(Optional) One or more layers, any combination, loose laid	Min. 2-inch EnergyGuard Polyiso Insulation	Note 2	1 per 2.0 ft2	GAFGLAS Stratavent Perforated Venting Base Sheet	(Optional) One or more BP-AA, SBS-AA	SBS-AA	-60.0
SC-163	Min. 22 ga., type B, Grade 33 steel; 6 ft span, #12 HWH Tekes 5 screw 6" o.c. or min. 2,500 psi structural concrete	(Optional) One or more layers, any combination, loose laid	Min. 2-inch EnergyGuard RA, EnergyGuard RH, EnergyGuard RN	Note 2	1 per 1.45 ft2	GAFGLAS Stratavent Perforated Venting Base Sheet	(Optional) One or more BP-AA, SBS-AA	SBS-AA	-67.5
SC-164	Min. 22 ga., type B, Grade 33 steel; 6 ft span, #12 HWH Tekes 5 screw 6" o.c. or min. 2,500 psi structural concrete	(Optional) One or more layers, any combination, loose laid	Min. 3-inch EnergyGuard RH, EnergyGuard RN	Note 2	1 per 1.6 ft2	GAFGLAS Stratavent Perforated Venting Base Sheet	(Optional) One or more BP-AA, SBS-AA	SBS-AA	-67.5
SC-165	Min. 22 ga., type B, Grade 33 steel; 6 ft span, 5/8" dia. puddle welds 6" o.c. or min. 2,500 psi structural concrete	(Optional) One or more layers, any combination, loose laid	Min. 2-inch EnergyGuard Polyiso Insulation	Note 2	1 per 1.45 ft2	GAFGLAS Stratavent Perforated Venting Base Sheet	(Optional) One or more BP-AA, SBS-AA	SBS-AA	-75.0
SC-166	Min. 22 ga., type B, Grade 33 steel; 6 ft span, 5/8" dia. puddle welds 6" o.c. or min. 2,500 psi structural concrete	(Optional) One or more layers, any combination, loose laid	Min. 2-inch EnergyGuard Polyiso Insulation or EnergyGuard RH	Note 2	1 per 1.45 ft2	GAFGLAS Stratavent Perforated Venting Base Sheet	(Optional) One or more BP-AA, SBS-AA	SBS-AA (ASTM D6164, polyester only)	-82.5
SC-167	Min. 22 ga., type B, Grade 33 steel; 6 ft span, #12 HWH Tekes 5 screw 6" o.c. or min. 2,500 psi structural concrete	One or more layers, any combination, loose laid	Min. 0.25-inch DensDeck	Note 2	1 per 1.0 ft2	GAFGLAS Stratavent Perforated Venting Base Sheet	(Optional) One or more BP-AA, SBS-AA	SBS-AA	-82.5

**TABLE 2D: STEEL OR STRUCTURAL CONCRETE DECKS - NEW CONSTRUCTION, REROOF (TEAR-OFF) OR RECOVER
SYSTEM TYPE C-1: MECHANICALLY ATTACHED INSULATION, BONDED ROOF COVER**

System No.	Deck# (Note 1)	Base Insulation Layer (Note 3, Note 13)	Top Insulation Layer			Roof Cover (Note 15)			MDP (psf)
			Type	Fastener (Note 2, Note 11)	Attach	Base Ply	Ply	Cap Ply	
SC-168	Min. 22 ga., type B, Grade 33 steel; 6 ft span, two (2) #12 HWH Tek 5 screws 6" o.c. or min. 2,500 psi structural concrete	One or more layers, any combination, loose laid	Min. 0.25-inch DensDeck Prime or SECUROCK Gypsum-Fiber Roof Board	Note 2	1 per 1.0 ft ²	GAFGLAS Stratavent Perforated Venting Base Sheet	(Optional) One or more BP-AA, SBS-AA	SBS-AA	-97.5
COLD-APPLIED SYSTEMS:									
SC-169	Min. 22 ga., type B, Grade 33 steel or min. 2,500 psi structural concrete	One or more layers, any combination, loose laid	Min. 0.5-inch Structodek High Density Fiberboard Roof Insulation	Note 2	1 per 2.0 ft ²	BP-CA	None	SBS-CA	-45.0*
SC-170	Min. 22 ga., type B, Grade 33 steel or min. 2,500 psi structural concrete	One or more layers, any combination, loose laid	Min. 0.25-inch SECUROCK Gypsum-Fiber Roof Board	Note 2	1 per 4.0 ft ²	SBS-CA	None	SBS-CA	-45.0*
SC-171	Min. 22 ga., type B, Grade 33 steel or min. 2,500 psi structural concrete	(Optional) One or more layers, any combination, loose laid	Min. 1.5-inch EnergyGuard RH or EnergyGuard RN	Note 2	1 per 2.0 ft ²	SBS-CA1	None	SBS-CA1	-45.0*
SC-172	Min. 22 ga., type B, Grade 33 steel or min. 2,500 psi structural concrete	(Optional) One or more layers, any combination, loose laid	Min. 2-inch EnergyGuard RH or EnergyGuard RN	Note 2	1 per 2.9 ft ²	SBS-CA1	None	SBS-CA1	-45.0*
SC-173	Min. 22 ga., type B, Grade 33 steel or min. 2,500 psi structural concrete	One or more layers, any combination, loose laid	Min. 0.25-inch DensDeck Prime or SECUROCK Gypsum-Fiber Roof Board	Note 2	1 per 2.0 ft ²	SBS-CA1	None	SBS-CA1	-45.0*
SC-174	Min. 22 ga., Type B, Grade 33 steel or min. 2,500 psi structural concrete	One or more layers, any combination, loose laid	Min. 0.5-inch EnergyGuard RH HD Polyiso Insulation, EnergyGuard HD Polyiso Cover Board, EnergyGuard HD Plus Polyiso Cover Board	Note 2	1 per 2.0 ft ²	SBS-CA or SBS-CA1	None	SBS-CA or SBS-CA1	-45.0*
SC-175	Min. 22 ga., type B, Grade 33 steel; 6 ft span, #12 HWH Tek 5 screw 6" o.c. or min. 2,500 psi structural concrete	One or more layers, any combination, loose laid	Min. 0.25-inch SECUROCK Gypsum-Fiber Roof Board	Note 2 (AccuTrac Flat Plate only)	1 per 1.3 ft ²	SBS-CA1	None	SBS-CA1	-52.5
SC-176	Min. 22 ga., type B, Grade 50 steel; 6 ft span, 5/8" puddle welds, 6" o.c. or min. 2,500 psi structural concrete	(Optional) One or more layers, any combination, loose laid	Min. 1.5-inch EnergyGuard Polyiso Insulation	Note 2	1 per 1.8 ft ²	SBS-CA1	None	SBS-CA1	-60.0
SC-177	Min. 22 ga., type B, Grade 33 steel; 6 ft span, #12 HWH Tek 5 screw 6" o.c. or min. 2,500 psi structural concrete	(Optional) One or more layers, any combination, loose laid	Min. 1.5-inch EnergyGuard RA, EnergyGuard RH, EnergyGuard RN, EnergyGuard Polyiso Insulation	Note 2	1 per 1.3 ft ²	SBS-CA1	None	SBS-CA1	-67.5
SC-178	Min. 22 ga., type B, Grade 33 steel; 6 ft span, #12 HWH Tek 5 screw 6" o.c. or min. 2,500 psi structural concrete	(Optional) One or more layers, any combination, loose laid	Min. 2-inch EnergyGuard Polyiso Insulation	Note 2	1 per 1.8 ft ²	SBS-CA1	None	SBS-CA1	-67.5

**TABLE 2D: STEEL OR STRUCTURAL CONCRETE DECKS - NEW CONSTRUCTION, REROOF (TEAR-OFF) OR RECOVER
SYSTEM TYPE C-1: MECHANICALLY ATTACHED INSULATION, BONDED ROOF COVER**

System No.	Deck‡ (Note 1)	Base Insulation Layer (Note 3, Note 13)	Top Insulation Layer			Roof Cover (Note 15)			MDP (psf)
			Type	Fastener (Note 2, Note 11)	Attach	Base Ply	Ply	Cap Ply	
SC-179	Min. 22 ga., type B, Grade 33 steel; 6 ft span, #12 HWH Tek 5 screw 6" o.c. or min. 2,500 psi structural concrete	One or more layers, any combination, loose laid	Min. 0.375-inch SECUROCK Gypsum-Fiber Roof Board	Note 2	1 per 1.3 ft ²	SBS-CA1	None	SBS-CA1	-67.5
HYBRID HOT/COLD-APPLIED SYSTEMS:									
SC-180	Min. 22 ga., type B, Grade 33 steel or min. 2,500 psi structural concrete	One or more layers, any combination, loose laid	Min. 0.25-inch DensDeck Prime or SECUROCK Gypsum-Fiber Roof Board	Note 2	1 per 4.0 ft ²	BP-AA or SBS-AA	(Optional) BP-AA or SBS-AA	SBS-CA1	-45.0*
SC-181	Min. 22 ga., type B, Grade 33 steel; 6 ft span, #12 HWH Tek 5 screw 6" o.c. or min. 2,500 psi structural concrete	One or more layers, any combination, loose laid	Min. 0.25-inch SECUROCK Gypsum-Fiber Roof Board	Note 2 (AccuTrac Flat Plate)	1 per 1.3 ft ²	BP-AA or SBS-AA	(Optional) BP-AA or SBS-AA	SBS-CA1	-52.5
SC-182	Min. 22 ga., type B, Grade 33 steel; 6 ft spans; #12 HWH Tek 5 screws at 6" o.c. or min. 2,500 psi structural concrete	One or more layers, any combination, loose laid	Min. 0.5-inch DensDeck Prime or SECUROCK Gypsum-Fiber Roof Board	Note 2	1 per 2.0 ft ²	BP-AA or SBS-AA	(Optional) BP-AA or SBS-AA	SBS-CA1	-60.0
SC-183	Min. 22 ga., type B, Grade 33 steel; 6 ft spans; #12 HWH Tek 5 screws at 6" o.c. or min. 2,500 psi structural concrete	One or more layers, any combination, loose laid	Min. 0.5-inch DensDeck Prime or SECUROCK Gypsum-Fiber Roof Board	Note 2	1 per 1.6 ft ²	BP-AA or SBS-AA	(Optional) BP-AA or SBS-AA	SBS-CA1	-82.5
SC-184	Min. 20 ga., type B, Grade 33 steel, min. 22 ga., type B, Grade 80 steel; 6 ft spans; #12 HWH Tek 5 screws at 6" o.c. or min. 2,500 psi structural concrete	One or more layers, any combination, loose laid	Min. 0.5-inch DensDeck Prime or SECUROCK Gypsum-Fiber Roof Board	Note 2	1 per 1.6 ft ²	BP-AA or SBS-AA	(Optional) BP-AA or SBS-AA	SBS-CA1	-90.0
SC-185	Min. 20 ga., type B, Grade 33 steel, min. 22 ga., type B, Grade 80 steel; 6 ft spans; #12 HWH Tek 5 screws at 6" o.c. or min. 2,500 psi structural concrete	One or more layers, any combination, loose laid	Min. 0.5-inch DensDeck Prime or SECUROCK Gypsum-Fiber Roof Board	Note 2	1 per 1.45 ft ²	BP-AA or SBS-AA	(Optional) BP-AA or SBS-AA	SBS-CA1	-97.5

‡ NOTE: As-tested steel deck performance under TAS 114, Appendix J indicates steel deck at max. 6 ft spans attached with 5/8" diameter puddle welds spaced 6" o.c. may be substituted for #12 HWH Tek 5 screws in the Table 2D assemblies up to a maximum design pressure of -82.5 psf. Note 1.

TABLE 2E: STEEL OR STRUCTURAL CONCRETE DECKS - NEW CONSTRUCTION, REROOF (TEAR-OFF) OR RECOVER
SYSTEM TYPE C-1: THERMAL BARRIER WITH VAPOR BARRIER, MECHANICALLY ATTACHED INSULATION, BONDED ROOF COVER

System No.	Deck‡ (Note 1)	Base Insulation Layer	Top Insulation Layer			Roof Cover (Note 15)			MDP (psf)
			Type	Fastener (Note 2, Note 11)	Attach	Base Ply	Ply	Cap Ply	
SELF-ADHERING BASE PLY:									
SC-186	Min. 22 ga., Type B, Grade 33 steel or min. 2,500 psi structural concrete	Min. 0.625-inch DensDeck Prime or min. 0.5-inch SECUROCK Gypsum-Fiber Roof Board, loose-laid, covered with GAF SA Vapor Retarder or GAF SA Vapor Retarder XL, self-adhered	Min. 1.5-inch EnergyGuard RH, loose laid, followed by min. 0.5-inch EnergyGuard RH HD Polyiso Insulation, EnergyGuard HD Polyiso Cover Board, EnergyGuard HD Plus Polyiso Cover Board	Note 2	1 per 2.0 ft ²	SBS-SA	(Optional) SBS-TA, APP-TA	SBS-TA, APP-TA	-45.0*
COLD-APPLIED BASE PLY:									
SC-187	Min. 22 ga., Type B, Grade 33 steel or min. 2,500 psi structural concrete	Min. 0.625-inch DensDeck Prime or min. 0.5-inch SECUROCK Gypsum-Fiber Roof Board, loose-laid, covered with GAF SA Vapor Retarder or GAF SA Vapor Retarder XL, self-adhered	Min. 1.5-inch EnergyGuard RH, loose laid, followed by min. 0.5-inch EnergyGuard RH HD Polyiso Insulation, EnergyGuard HD Polyiso Cover Board, EnergyGuard HD Plus Polyiso Cover Board	Note 2	1 per 2.0 ft ²	SBS-CA or SBS-CA1	None	SBS-CA or SBS-CA1	-45.0*

TABLE 2F: STEEL OR STRUCTURAL CONCRETE DECKS - NEW CONSTRUCTION, REROOF (TEAR-OFF) OR RECOVER
SYSTEM TYPE C-3: BONDED AND MECHANICALLY ATTACHED INSULATION, BONDED ROOF COVER

System No.	Deck (Note 1)	Base Insulation Layer	Top Insulation Layer			Roof Cover (Note 15)			MDP (psf)
			Type	Adhesive & Fastener (Notes 6,7,8,11)	Attach	Base Ply	Ply	Cap Ply	
CONVENTIONAL SYSTEMS:									
SC-188	Min. 22 ga., type B, Grade 33 steel; 6 ft span, two (2) #12 HWH Tek 5 screws 6" o.c. or min. 2,500 psi structural concrete	Min. 2.0-inch EnergyGuard RA, EnergyGuard RH or EnergyGuard Ultra, loose-laid	Min. 0.25-inch DensDeck Prime	Adhesive: LRF-XF Fastener: Drill-Tec XHD (steel only) or Drill-Tec #14 HD (concrete only) & Drill-Tec Plate	Adhesive: 12-inch o.c. Fastener: 1 per 1.3 ft ²	SBS-TA or APP-TA	(Optional) SBS-TA or APP-TA	SBS-TA or APP-TA	-97.5
SC-189	Min. 22 ga., type B, Grade 33 steel; 6 ft span, two (2) #12 HWH Tek 5 screws 6" o.c. or min. 2,500 psi structural concrete	Min. 2.0-inch EnergyGuard RA, EnergyGuard RH, EnergyGuard RN, Loose-Laid	Min. 0.25-inch DensDeck Prime	Adhesive: OB500 Fastener: Drill-Tec XHD (steel only) or Drill-Tec #14 HD (concrete only) & Drill-Tec Plate	Adhesive: 12-inch o.c. Fastener: 1 per 1.3 ft ²	SBS-TA or APP-TA	(Optional) SBS-TA or APP-TA	SBS-TA or APP-TA	-97.5
SELF-ADHERING BASE PLY:									
SC-190	Min. 22 ga., type B, Grade 33 steel; 6 ft span, two (2) #12 HWH Tek 5 screws 6" o.c. or min. 2,500 psi structural concrete	Min. 2.0-inch EnergyGuard RA, EnergyGuard RH or EnergyGuard Ultra, loose-laid	Min. 0.25-inch DensDeck Prime	Adhesive: LRF-XF Fastener: Drill-Tec XHD (steel only) or Drill-Tec #14 HD (concrete only) & Drill-Tec Plate	Adhesive: 12-inch o.c. Fastener: 1 per 1.3 ft ²	SBS-SA	(Optional) SBS-TA or APP-TA	SBS-TA or APP-TA	-97.5

**TABLE 2F: STEEL OR STRUCTURAL CONCRETE DECKS - NEW CONSTRUCTION, REROOF (TEAR-OFF) OR RECOVER
SYSTEM TYPE C-3: BONDED AND MECHANICALLY ATTACHED INSULATION, BONDED ROOF COVER**

System No.	Deck (Note 1)	Base Insulation Layer	Top Insulation Layer			Roof Cover (Note 15)			MDP (psf)
			Type	Adhesive & Fastener (Notes 6,7,8,11)	Attach	Base Ply	Ply	Cap Ply	
SC-191	Min. 22 ga., type B, Grade 33 steel; 6 ft span, two (2) #12 HWH Tek 5 screws 6" o.c. or min. 2,500 psi structural concrete	Min. 2.0-inch EnergyGuard RA, EnergyGuard RH, EnergyGuard RN, Loose-Laid	Min. 0.25-inch DensDeck Prime	Adhesive: OB500 Fastener: Drill-Tec XHD (steel only) or Drill-Tec #14 HD (concrete only) & Drill-Tec Plate	Adhesive: 12-inch o.c. Fastener: 1 per 1.3 ft ²	SBS-SA	(Optional) SBS-TA or APP-TA	SBS-TA or APP-TA	-97.5

**TABLE 2G: STEEL OR STRUCTURAL CONCRETE DECKS – NEW CONSTRUCTION, REROOF (TEAR-OFF) OR RECOVER
SYSTEM TYPE D-2: INSULATED, MECHANICALLY ATTACHED BASE SHEET, BONDED ROOF COVER**

System No.	Deck‡ (Note 1)	Insulation Layer(s) (Note 3, Note 13)	Base or Anchor Sheet			Roof Cover (Note 15)		MDP (psf)
			Base	Fastener (Note 2, Note 11)	Attach	Base Ply	Cap Ply	
CONVENTIONAL SYSTEMS:								
SC-192	Min. 22 ga., type B, Grade 33 steel or min. 2,500 psi structural concrete	One or more layers, any combination	GAFGLAS #75 Base Sheet, Tri-Ply #75 Base Sheet, GAFGLAS #80 Ultima Base Sheet or GAFGLAS Stratavent Nailable Venting Base Sheet	Note 2	18-inch o.c. at min. 2-inch laps and 18-inch o.c. in three, equally spaced, staggered center rows	BP-AA, SBS-AA	SBS-AA	-45.0*
SC-193	Min. 22 ga., type B, Grade 33 steel or min. 2,500 psi structural concrete	One or more layers, any combination	GAFGLAS #80 Ultima Base Sheet	Drill-Tec #12 DF Fastener (steel only) or Drill-Tec #14 DF Fastener with Drill-Tec 3" DF Steel Insulation Plate	18-inch o.c. at min. 2-inch laps and 18-inch o.c. in three, equally spaced, staggered center rows	BP-AA, SBS-AA	SBS-AA	-45.0*
SC-194	Min. 22 ga., type B, Grade 33 steel or min. 2,500 psi structural concrete	One or more layers, any combination	GAFGLAS #75 Base Sheet, Tri-Ply #75 Base Sheet, GAFGLAS #80 Ultima Base Sheet or GAFGLAS Stratavent Nailable Venting Base Sheet	Note 2	12-inch o.c. at min. 2-inch laps and 18-inch o.c. in three, equally spaced, staggered center rows	SBS-TA, APP-TA	SBS-TA, APP-TA	-45.0*
SC-195	Min. 22 ga., type B, Grade 33 steel or min. 2,500 psi structural concrete	One or more layers, any combination	GAFGLAS #75 Base Sheet, Tri-Ply #75 Base Sheet, GAFGLAS #80 Ultima Base Sheet or GAFGLAS Stratavent Nailable Venting Base Sheet	Note 2	12-inch o.c. at min. 3.5-inch laps and 12-inch o.c. in three, equally spaced, staggered center rows	SBS-AA	SBS-AA, SBS-TA	-45.0*
SC-196	Min. 22 ga., type B, Grade 33 steel or min. 2,500 psi structural concrete	Optional BP-AA or SBS-AA vapor barrier over concrete deck. One or more layers, any combination insulation	Ruberoid Mop Smooth, Ruberoid Mop Smooth 1.5, Ruberoid Mop Plus Smooth	Note 2	18-inch o.c. at min. 3.5-inch laps	(Optional) SBS-TA	SBS-TA	-45.0*

**TABLE 2G: STEEL OR STRUCTURAL CONCRETE DECKS – NEW CONSTRUCTION, REROOF (TEAR-OFF) OR RECOVER
SYSTEM TYPE D-2: INSULATED, MECHANICALLY ATTACHED BASE SHEET, BONDED ROOF COVER**

System No.	Deck‡ (Note 1)	Insulation Layer(s) (Note 3, Note 13)	Base or Anchor Sheet			Roof Cover (Note 15)		MDP (psf)
			Base	Fastener (Note 2, Note 11)	Attach	Base Ply	Cap Ply	
SC-197	Min. 22 ga., type B, Grade 33 steel or min. 2,500 psi structural concrete	One or more layers, any combination	Ruberoid Mop Smooth 1.5	Note 2	18-inch o.c. at min. 3.5-inch laps	BP-AA, SBS-AA	SBS-AA	-45.0*
SC-198	Min. 22 ga., type B, Grade 33 steel or min. 2,500 psi structural concrete	One or more layers, any combination	Ruberoid Mop Smooth 1.5	Drill-Tec 2 in. Barbed Plate with Drill-Tec #12 (steel only) or #14	Off-centered in the lap by 0.5-inch towards the sheet-edge and spaced 18-inch o.c. within the min. 4-inch wide, heat-welded laps	(Optional) SBS-TA	SBS-TA	-45.0*
SC-199	Min. 22 ga., type B, Grade 33 steel or min. 2,500 psi structural concrete	One or more layers, any combination	Ruberoid Mop Smooth 1.5	Drill-Tec Batten Bar with Drill-Tec #12 (steel only) or #14	18-inch o.c. within min. 4-inch wide, heat-welded laps	(Optional) SBS-TA	SBS-TA	-45.0*
SC-200	Min. 22 ga., type B, Grade 33 steel or min. 2,500 psi structural concrete	One or more layers, any combination	Ruberoid HW Smooth	Drill-Tec 2 in. Barbed Plate with Drill-Tec #12 (steel only) or #14	12-inch o.c. within min. 4-inch wide, heat-welded laps	(Optional) SBS-TA	SBS-TA	-45.0*
SC-201	Min. 22 ga., type B, Grade 33 steel; 6 ft span, #12 HWH Tek 5 screw 6" o.c. or min. 2,500 psi structural concrete	Optional BP-AA or SBS-AA vapor barrier over concrete deck. One or more layers, any combination insulation	Ruberoid Mop Smooth, Ruberoid Mop Smooth 1.5, Ruberoid Mop Plus Smooth	Note 2	12-inch o.c. at min. 3.5-inch laps	(Optional) SBS-TA	SBS-TA	-52.5
SC-202	Min. 22 ga., type B, Grade 33 steel; 6 ft span, #12 HWH Tek 5 screw 6" o.c. or min. 2,500 psi structural concrete	One or more layers, any combination	Ruberoid Mop Smooth 1.5	Drill-Tec 2 in. Barbed Plate with Drill-Tec #12 (steel only) or #14	Off-centered in the lap by 0.5-inch towards the sheet-edge and spaced 12-inch o.c. within the min. 4-inch wide, heat-welded laps	(Optional) SBS-TA	SBS-TA	-52.5
SC-203	Min. 22 ga., type B, Grade 33 steel; 6 ft span, #12 HWH Tek 5 screw 6" o.c. or min. 2,500 psi structural concrete	One or more layers, any combination	Ruberoid Mop Smooth 1.5	Drill-Tec 2-3/8 in. Barbed XHD Plate or Drill-Tec Eyehook AccuSeam Plate with Drill-Tec XHD	Off-centered in the lap by 0.25-inch towards the sheet-edge and spaced 12-inch o.c. within the min. 5-inch wide, heat-welded laps	(Optional) SBS-TA	SBS-TA	-67.5
SC-204	Min. 22 ga., type B, Grade 33 steel; 6 ft span, #12 HWH Tek 5 screw 6" o.c. or min. 2,500 psi structural concrete	One or more layers, any combination	Ruberoid Mop Smooth 1.5	Drill-Tec Batten Bar with Drill-Tec XHD	12-inch o.c. within min. 4-inch wide, heat-welded laps	(Optional) SBS-TA	SBS-TA	-67.5
SC-205	Min. 22 ga., type B, Grade 33 steel; 6 ft span, #12 HWH Tek 5 screw 6" o.c. or min. 2,500 psi structural concrete	One or more layers, any combination	GAFGLAS #80 Ultima Base Sheet or GAFGLAS Stratavent Nailable Venting Base Sheet	Note 2	6-inch o.c. at min. 3.5-inch laps and 12-inch o.c. in three, equally spaced, staggered center rows	SBS-AA	SBS-AA, SBS-TA	-82.5

**TABLE 2G: STEEL OR STRUCTURAL CONCRETE DECKS – NEW CONSTRUCTION, REROOF (TEAR-OFF) OR RECOVER
SYSTEM TYPE D-2: INSULATED, MECHANICALLY ATTACHED BASE SHEET, BONDED ROOF COVER**

System No.	Deck‡ (Note 1)	Insulation Layer(s) (Note 3, Note 13)	Base or Anchor Sheet			Roof Cover (Note 15)		MDP (psf)
			Base	Fastener (Note 2, Note 11)	Attach	Base Ply	Cap Ply	
SC-206	Min. 22 ga., type B, Grade 33 steel; 6 ft span, #12 HWH Tek 5 screw 6" o.c. or min. 2,500 psi structural concrete	One or more layers, any combination	GAFGLAS #80 Ultima Base Sheet	Drill-Tec #12 DF Fastener (steel only) or Drill-Tec #14 DF Fastener with Drill-Tec 3" DF Steel Insulation Plate	6-inch o.c. at min. 3.5-inch laps and 12-inch o.c. in three, equally spaced, staggered center rows	SBS-AA	SBS-AA, SBS-TA	-82.5
SC-207	Min. 22 ga., type B, Grade 33 steel; 6 ft span, #12 HWH Tek 5 screw 6" o.c. or min. 2,500 psi structural concrete	One or more layers, any combination	GAFGLAS #80 Ultima Base Sheet	Note 2 or Drill-Tec #12 DF Fastener (steel only) or Drill-Tec #14 DF Fastener with Drill-Tec 3" DF Steel Insulation Plate	6-inch o.c. at min. 3.5-inch laps and 12-inch o.c. in three, equally spaced, staggered center rows	SBS-TA, APP-TA	SBS-TA, APP-TA	-82.5
SC-208	Min. 22 ga., type B, Grade 33 steel; 6 ft span, #12 HWH Tek 5 screw 6" o.c. or min. 2,500 psi structural concrete	One or more layers, any combination	GAFGLAS #75	Note 2 (<i>Drill-Tec 3" Standard Steel Plate; Drill-Tec ASAP 3S (steel) or Drill-Tec Heavy Duty ASAP Roofing Fastener Assembled with a 3" Metal Plate only</i>)	6-inch o.c. at min. 3.5-inch laps and 12-inch o.c. in three, equally spaced, staggered center rows	SBS-TA, APP-TA	SBS-TA, APP-TA	-82.5
SC-209	Min. 22 ga., type B, Grade 33 steel; 6 ft span, two (2) #12 HWH Tek 5 screws 6" o.c. or min. 2,500 psi structural concrete	One or more layers, any combination	Ruberoid Mop Smooth 1.5	Note 2	18-inch o.c. at min. 3.25-inch laps and 18-inch o.c. in two, equally spaced, staggered center rows	BP-AA, SBS-AA	SBS-AA	-105.0
SC-210	Min. 22 ga., type B, Grade 33 steel; 6 ft span, two (2) #12 HWH Tek 5 screws 6" o.c. or min. 2,500 psi structural concrete	Optional BP-AA or SBS-AA vapor barrier over concrete deck. One or more layers, any combination insulation	Ruberoid Mop Smooth, Ruberoid Mop Smooth 1.5, Ruberoid Mop Plus Smooth	Note 2	6-inch o.c. at min. 3.5-inch laps	(Optional) SBS-TA	SBS-TA	-112.5
SC-211	Min. 22 ga., type B, Grade 80 steel; 6 ft span, two (2) #12 HWH Tek 5 screws 6" o.c.	One or more layers, any combination, min. 3-inch thick	GAFGLAS #80 Ultima Base Sheet	Drill-Tec #12 DF Fastener, Drill-Tec #14 DF Fastener or Drill-Tec #15 DF Fastener with Drill-Tec 3" DF Steel Insulation Plate	6-inch o.c. at min. 3.5-inch laps and 6-inch o.c. in three, equally spaced, staggered center rows	SBS-TA	SBS-TA	-142.5
SC-212	Min. 2,500 psi structural concrete	One or more layers, any combination, min. 3-inch thick	GAFGLAS #80 Ultima Base Sheet	Drill-Tec #14 DF Fastener with Drill-Tec 3" DF Steel Insulation Plate	6-inch o.c. at min. 3.5-inch laps and 6-inch o.c. in three, equally spaced, staggered center rows	SBS-TA	SBS-TA	-142.5
SC-213	Min. 22 ga., type B, Grade 33 steel; 6 ft span, two (2) #12 HWH Tek 5 screws 6" o.c. or min. 2,500 psi structural concrete	One or more layers, any combination	GAFGLAS #80 Ultima Base Sheet	Note 2	6-inch o.c. at min. 3.5-inch laps and 6-inch o.c. in three, equally spaced, staggered center rows	(Optional) SBS-TA	SBS-TA	-150.0

**TABLE 2G: STEEL OR STRUCTURAL CONCRETE DECKS – NEW CONSTRUCTION, REROOF (TEAR-OFF) OR RECOVER
SYSTEM TYPE D-2: INSULATED, MECHANICALLY ATTACHED BASE SHEET, BONDED ROOF COVER**

System No.	Deck‡ (Note 1)	Insulation Layer(s) (Note 3, Note 13)	Base or Anchor Sheet			Roof Cover (Note 15)		MDP (psf)
			Base	Fastener (Note 2, Note 11)	Attach	Base Ply	Cap Ply	
SC-214	Min. 22 ga., type B, Grade 33 steel; 6 ft span, two (2) #12 HWH Tek 5 screws 6" o.c. or min. 2,500 psi structural concrete	One or more layers, any combination	Ruberoid Mop Smooth 1.5	Drill-Tec #14 Fastener with Drill-Tec 2 3/8 in. Barbed XHD Plate or Drill-Tec Eyehook AccuSeam Plate	6-inch o.c. at min. 3.25-inch laps and 6-inch o.c. in three, equally spaced, staggered center rows	SBS-TA	SBS-TA	-150.0
SC-215	Min. 22 ga., type B, Grade 33 steel; 6 ft span, two (2) #12 HWH Tek 5 screws 6" o.c. or min. 2,500 psi structural concrete	One or more layers, any combination	GAFGLAS #75	Note 2 (Drill-Tec 3" Standard Steel Plate; Drill-Tec ASAP 35 (steel) or Drill-Tec Heavy Duty ASAP Roofing Fastener Assembled with a 3" Metal Plate only)	6-inch o.c. at min. 3.5-inch laps and 6-inch o.c. in three, equally spaced, staggered center rows	(Optional) Ruberoid HW Smooth	SBS-TA	-150.0
SELF-ADHERING BASE PLY:								
SC-216	Min. 22 ga., type B, Grade 33 steel or min. 2,500 psi structural concrete	One or more layers, any combination	Liberty SBS Self-Adhering Base/Ply Sheet	Note 2	12-inch o.c. at min. 3.5-inch laps and 18-inch o.c. in one center row	(Optional) SBS-SA	SBS-SA	-45.0*
COLD-APPLIED SYSTEMS:								
SC-217	Min. 22 ga., type B, Grade 33 steel or min. 2,500 psi structural concrete	One or more layers, any combination	Ruberoid 20 Smooth	Note 2	12-inch o.c. at min. 3-inch laps and 12-inch o.c. in two, equally spaced, staggered center rows	None	SBS-CA or SBS-CA1	-45.0*
SC-218	Min. 22 ga., type B, Grade 33 steel or min. 2,500 psi structural concrete	One or more layers, any combination	GAFGLAS #75 Base Sheet, Tri-Ply #75 Base Sheet	Note 2	12-inch o.c. at min. 2-inch laps and 12-inch o.c. in three, equally spaced, staggered center rows	None	SBS-CA	-45.0*
SC-219	Min. 22 ga., type B, Grade 33 steel or min. 2,500 psi structural concrete	One or more layers, any combination	Ruberoid Mop Smooth 1.5	Note 2	24-inch o.c. at min. 3-inch laps and 24-inch o.c. in two, equally spaced, staggered center rows	None	SBS-CA or SBS-CA1	-45.0
SC-220	Min. 22 ga., type B, Grade 33 steel; 6 ft span, #12 HWH Tek 5 screw 6" o.c. or min. 2,500 psi structural concrete	One or more layers, any combination	GAFGLAS #80 Ultima Base Sheet or GAFGLAS Stratavent Nailable Venting Base Sheet	Note 2	6-inch o.c. at min. 3.5-inch laps and 12-inch o.c. in three, equally spaced, staggered center rows	SBS-CA at 2.0 gal/sq.	SBS-CA at 2.0 gal/sq.	-82.5

‡ NOTE: As-tested steel deck performance under TAS 114, Appendix J indicates steel deck at max. 6 ft spans attached with 5/8" diameter puddle welds spaced 6" o.c. may be substituted for #12 HWH Tek 5 screws in the Table 2G assemblies up to a maximum design pressure of -82.5 psf. Note 1.

**TABLE 3A: STRUCTURAL CONCRETE DECKS - NEW CONSTRUCTION OR REROOF (TEAR-OFF)
SYSTEM TYPE A-1: BONDED INSULATION, BONDED ROOF COVER (BASE INSULATION LAYER ONLY)***

SEE [TABLE 11](#) FOR VAPOR BARRIER OPTIONS

System No.	Deck (Note 1)	Base Insulation Layer		Roof Cover (Note 15)			MDP (psf) *
		Type	Attach (Notes 6,7,8)	Base Ply	Ply	Cap Ply	
CONVENTIONAL SYSTEMS WITH BASE INSULATION LAYER ONLY							
C-1.	Primed structural concrete	Min. 0.75-inch EnergyGuard Perlite Roof Insulation (homogeneous)	Hot asphalt	BP-AA, SBS-AA	(Optional) One or more BP-AA, SBS-AA, SBS-TA or APP-TA	SBS-AA, SBS-TA or APP-TA	-140.0
C-2.	Primed structural concrete	Min. 0.5-inch EnergyGuard Perlite Recover Board	Hot asphalt	BP-AA, SBS-AA	(Optional) One or more BP-AA, SBS-AA, SBS-TA or APP-TA	SBS-AA, SBS-TA or APP-TA	-165.0
C-3.	Primed structural concrete	Min. 0.5-inch Structodek High Density Fiberboard Roof Insulation	Hot asphalt	BP-AA, SBS-AA	(Optional) One or more BP-AA, SBS-AA, SBS-TA or APP-TA	SBS-AA, SBS-TA or APP-TA	-165.0
C-4.	Primed structural concrete	Min. 1.5-inch EnergyGuard Composite	Hot asphalt	BP-AA, SBS-AA	(Optional) One or more BP-AA, SBS-AA	SBS-AA, SBS-TA or APP-TA	-270.0
C-5.	Structural concrete	Min. 0.25-inch DensDeck Prime	LRF-XF	SBS-TA	(Optional) One or more SBS-TA	SBS-TA	-300.0
C-6.	Structural concrete	Min. 0.5-inch Structodek High Density Fiberboard Roof Insulation	OB500	BP-AA, SBS-AA	(Optional) One or more BP-AA, SBS-AA, SBS-TA or APP-TA	SBS-AA, SBS-TA or APP-TA	-165.0
C-7.	Structural concrete	Min. 0.25-inch DensDeck Prime	OB500	SBS-TA	(Optional) One or more SBS-TA	SBS-TA	-300.0
SELF-ADHERING BASE PLY WITH BASE INSULATION LAYER ONLY							
C-8.	Primed structural concrete	Min. 1.5-inch EnergyGuard Ultra	Hot asphalt	SBS-SA	(Optional) SBS-SA, SBS-TA, APP-TA	SBS-SA, SBS-TA, APP-TA	-90.0
C-9.	Primed structural concrete	Min. 1.5-inch EnergyGuard RN	Hot asphalt	SBS-SA	(Optional) SBS-SA, SBS-TA, APP-TA	SBS-TA, APP-TA	-210.0
C-10.	Primed structural concrete	Min. 1.5-inch EnergyGuard RA	Hot asphalt	SBS-SA	(Optional) SBS-SA, SBS-TA, APP-TA	SBS-TA, APP-TA	-217.5
C-11.	Structural concrete	Min. 0.5-inch EnergyGuard Polyiso Insulation, EnergyGuard Ultra	LRF-M	SBS-SA	(Optional) SBS-TA or APP-TA	SBS-TA or APP-TA	-232.5
C-12.	Structural concrete	Min. 1.5-inch EnergyGuard Polyiso Insulation	LRF-M Canister	SBS-SA	(Optional) SBS-TA or APP-TA	SBS-TA or APP-TA	-232.5
C-13.	Structural concrete	Min. 0.25-inch SECUROCK Gypsum-Fiber Roof Board	LRF-XF	SBS-SA	(Optional) SBS-TA or APP-TA	SBS-TA or APP-TA	-137.5

TABLE 3A: STRUCTURAL CONCRETE DECKS - NEW CONSTRUCTION OR REROOF (TEAR-OFF)
SYSTEM TYPE A-1: BONDED INSULATION, BONDED ROOF COVER (BASE INSULATION LAYER ONLY)*
 SEE [TABLE 11](#) FOR VAPOR BARRIER OPTIONS

System No.	Deck (Note 1)	Base Insulation Layer		Roof Cover (Note 15)			MDP (psf)*
		Type	Attach (Notes 6,7,8)	Base Ply	Ply	Cap Ply	
C-14.	Structural concrete	Min. 0.5-inch EnergyGuard Polyiso Insulation	LRF-XF	SBS-SA	(Optional) SBS-TA or APP-TA	SBS-TA or APP-TA	-180.0
C-15.	Structural concrete	Min. 0.5-inch EnergyGuard Ultra	LRF-XF	SBS-SA	(Optional) SBS-TA or APP-TA	SBS-TA or APP-TA	-232.5
C-16.	Structural concrete	Min. 0.25-inch SECUROCK Gypsum-Fiber Roof Board primed with Matrix 307 Premium Asphalt Primer or ASTM D41 primer	LRF-XF	SBS-SA	(Optional) SBS-TA or APP-TA	SBS-TA or APP-TA	-285.0
C-17.	Structural concrete	Min. 1.5-inch EnergyGuard RA or EnergyGuard RH	LRF-XF	SBS-SA	(Optional) SBS-SA, SBS-TA, APP-TA	SBS-TA, APP-TA	-217.5
C-18.	Structural concrete	Min 0.5-inch Structodek High Density Fiberboard Roof Insulation	OB500, 6-inch o.c.	SBS-SA	(Optional) SBS-SA	SBS-SA	-110.0
C-19.	Structural concrete	Min. 1.5-inch EnergyGuard RA, EnergyGuard RH, EnergyGuard RN	OB500	SBS-SA	(Optional) SBS-SA	SBS-SA	-120.0
C-20.	Structural concrete	Min. 0.25-inch DensDeck	OB500	SBS-SA	(Optional) SBS-TA or APP-TA	SBS-TA or APP-TA	-122.5
C-21.	Structural concrete	Min. 0.25-inch SECUROCK Gypsum-Fiber Roof Board	OB500	SBS-SA	(Optional) SBS-TA or APP-TA	SBS-TA or APP-TA	-137.5
C-22.	Structural concrete	Min. 1-inch EnergyGuard RN	OB 500	SBS-SA	(Optional) SBS-TA or APP-TA	SBS-TA or APP-TA	-162.5
C-23.	Structural concrete	Min. 0.25-inch SECUROCK Ultralight Coated Glass-Mat Roof Board	OB500	SBS-SA	(Optional) SBS-TA or APP-TA	SBS-TA or APP-TA	-165.0
C-24.	Structural concrete	Min. 0.25-inch DensDeck primed with Matrix 307 Premium Asphalt Primer or ASTM D41 primer	OB500	SBS-SA	(Optional) SBS-TA or APP-TA	SBS-TA or APP-TA	-167.5
C-25.	Structural concrete	Min. 0.5-inch EnergyGuard Polyiso Insulation, EnergyGuard Ultra	OB500	SBS-SA	(Optional) SBS-TA or APP-TA	SBS-TA or APP-TA	-232.5
C-26.	Structural concrete	Min. 0.25-inch SECUROCK Gypsum-Fiber Roof Board primed with Matrix 307 Premium Asphalt Primer or ASTM D41 primer	OB500	SBS-SA	(Optional) SBS-TA or APP-TA	SBS-TA or APP-TA	-285.0
VENTING SYSTEMS WITH BASE INSULATION LAYER ONLY							
C-27.	Primed structural concrete	Min. 1.5-inch EnergyGuard RA, EnergyGuard RH, EnergyGuard RN	Hot asphalt	GAFGLAS Stratavent Perforated Venting Base Sheet	(Optional) One or more BP-AA, SBS-AA	SBS-AA	-150.0
C-28.	Primed structural concrete	Min. 1.5-inch EnergyGuard RA, EnergyGuard RH, EnergyGuard RN	Hot asphalt	GAFGLAS Stratavent Perforated Venting Base Sheet	One or more BP-AA, SBS-AA	SBS-TA or APP-TA	-150.0

**TABLE 3A: STRUCTURAL CONCRETE DECKS - NEW CONSTRUCTION OR REROOF (TEAR-OFF)
SYSTEM TYPE A-1: BONDED INSULATION, BONDED ROOF COVER (BASE INSULATION LAYER ONLY)***
SEE [Notes 6,7,8](#) FOR VAPOR BARRIER OPTIONS

System No.	Deck (Note 1)	Base Insulation Layer		Roof Cover (Note 15)			MDP (psf)*
		Type	Attach (Notes 6,7,8)	Base Ply	Ply	Cap Ply	
C-29.	Primed structural concrete	Min. 0.5-inch EnergyGuard Polyiso Insulation, EnergyGuard Ultra	Hot asphalt	GAFGLAS Stratavent Perforated Venting Base Sheet	(Optional) BP-AA, SBS-AA	SBS-AA	-150.0
C-30.	Primed structural concrete	Min. 0.5-inch EnergyGuard RN	Hot asphalt	GAFGLAS Stratavent Perforated Venting Base Sheet	SBS-AA	SBS-AA	-172.5
C-31.	Primed structural concrete	Min. 1.5-inch EnergyGuard Ultra	Hot asphalt	GAFGLAS Stratavent Perforated Venting Base Sheet	(Optional) One or more BP-AA, SBS-AA	SBS-AA	-172.5
C-32.	Primed structural concrete	Min. 1.5-inch EnergyGuard Ultra	Hot asphalt	GAFGLAS Stratavent Perforated Venting Base Sheet	One or more BP-AA, SBS-AA	SBS-TA or APP-TA	-172.5
C-33.	Primed structural concrete	Min. 1-inch EnergyGuard RN	Hot asphalt	GAFGLAS Stratavent Perforated Venting Base Sheet	One or more BP-AA, SBS-AA	SBS-AA	-292.5
COLD-APPLIED SYSTEMS WITH BASE INSULATION LAYER ONLY							
C-34.	Structural concrete	Min. 1.5-inch EnergyGuard RA or EnergyGuard RH	LRF-XF	SBS-CA1	None	SBS-CA1	-60.0
C-35.	Structural concrete	Min. 1.5-inch EnergyGuard RA, EnergyGuard RH or EnergyGuard RN	OB500	SBS-CA1	None	SBS-CA1	-60.0

**TABLE 3B: STRUCTURAL CONCRETE DECKS - NEW CONSTRUCTION OR REROOF (TEAR-OFF)
SYSTEM TYPE A-1: BONDED INSULATION, BONDED ROOF COVER (BASE AND TOP INSULATION LAYERS)***
SEE [Notes 6,7,8](#) FOR VAPOR BARRIER OPTIONS

System No.	Deck (Note 1)	Base Insulation Layer		Top Insulation Layer		Roof Cover (Note 15)			MDP (psf)*
		Type	Attach (Notes 6,7,8)	Type	Attach (Notes 6,7,8)	Base Ply	Ply	Cap Ply	
CONVENTIONAL SYSTEMS WITH POLYISOCYANURATE BASE INSULATION LAYER:									
C-36.	Primed structural concrete	Min. 1.5-inch EnergyGuard RA, EnergyGuard RH, EnergyGuard RN	Hot asphalt	Min. 0.25-inch DensDeck, DensDeck Prime or SECUROCK Gypsum-Fiber Roof Board	Hot asphalt	BP-AA	(Optional) BP-AA	SBS-AA or SBS-TA	-112.5
C-37.	Primed structural concrete	Min. 1.5-inch EnergyGuard RA, EnergyGuard RH, EnergyGuard RN or EnergyGuard Ultra	Hot asphalt	Min. 0.25-inch DensDeck Prime	Hot asphalt	APP-TA	(Optional) APP-TA	APP-TA	-127.5

TABLE 3b: STRUCTURAL CONCRETE DECKS - NEW CONSTRUCTION OR REROOF (TEAR-OFF)
SYSTEM TYPE A-1: BONDED INSULATION, BONDED ROOF COVER (BASE AND TOP INSULATION LAYERS)*
 SEE [TABLE 3a](#) FOR VAPOR BARRIER OPTIONS

System No.	Deck (Note 1)	Base Insulation Layer		Top Insulation Layer		Roof Cover (Note 15)			MDP (psf)*
		Type	Attach (Notes 6,7,8)	Type	Attach (Notes 6,7,8)	Base Ply	Ply	Cap Ply	
C-38.	Primed structural concrete	Min. 0.5-inch EnergyGuard Polyiso Insulation, EnergyGuard Ultra	Hot asphalt	Min. 0.5-inch Structodek High Density Fiberboard Roof Insulation, EnergyGuard Perlite Recover Board, min. 0.75-inch EnergyGuard Perlite Roof Insulation, min. 0.25-inch DensDeck, DensDeck Prime, SECUROCK Gypsum Fiber Roof Board	Hot asphalt	BP-AA, SBS-AA	(Optional) BP-AA, SBS-AA	SBS-AA	-150.0
C-39.	Primed structural concrete	Min. 1.5-inch EnergyGuard RA, EnergyGuard RH, EnergyGuard RN	Hot asphalt	Min. 0.75-inch EnergyGuard Perlite Roof Insulation (homogeneous)	Hot asphalt	BP-AA, SBS-AA	(Optional) One or more BP-AA, SBS-AA, SBS-TA or APP-TA	SBS-AA, SBS-TA or APP-TA	-172.5
C-40.	Primed structural concrete	Min. 1.5-inch EnergyGuard RA, EnergyGuard RH, EnergyGuard RN	Hot asphalt	Min. 0.5-inch EnergyGuard Perlite Recover Board	Hot asphalt	BP-AA, SBS-AA	(Optional) One or more BP-AA, SBS-AA, SBS-TA or APP-TA	SBS-AA, SBS-TA or APP-TA	-187.5
C-41.	Primed structural concrete	Min. 1.5-inch EnergyGuard RA, EnergyGuard RH, EnergyGuard RN or EnergyGuard Ultra	Hot asphalt	Min. 0.25-inch SECUROCK Gypsum-Fiber Roof Board	Hot asphalt	BP-AA or SBS-AA	(Optional) BP-AA, SBS-AA, SBS-TA or APP-TA	SBS-AA, SBS-TA or APP-TA	-225.0
C-42.	Primed structural concrete	Min. 1.5-inch EnergyGuard RA, EnergyGuard RH, EnergyGuard RN or EnergyGuard Ultra	Hot asphalt	Min. 0.25-inch DensDeck Prime or SECUROCK Gypsum-Fiber Roof Board	Hot asphalt	SBS-TA	(Optional) SBS-TA	SBS-TA	-232.5
C-43.	Primed structural concrete	Min. 1.5-inch EnergyGuard RA, EnergyGuard RH, EnergyGuard RN	Hot asphalt	Min. 0.25-inch SECUROCK Gypsum-Fiber Roof Board	Hot asphalt	APP-TA	(Optional) APP-TA	APP-TA	-240.0
C-44.	Primed structural concrete	Min. 1.5-inch EnergyGuard RA, EnergyGuard RH, EnergyGuard RN	Hot asphalt	Min. 0.25-inch DensDeck or DensDeck Prime	Hot asphalt	BP-AA, SBS-AA	(Optional) One or more BP-AA, SBS-AA, SBS-TA or APP-TA	SBS-AA, SBS-TA or APP-TA	-240.0
C-45.	Primed structural concrete	Min. 0.5-inch EnergyGuard Polyiso Insulation, EnergyGuard RA, EnergyGuard RH, EnergyGuard RN	Hot asphalt	Min. 0.75-inch EnergyGuard Perlite Roof Insulation (homogeneous), min. 0.5-inch Structodek High Density Fiberboard Roof Insulation or EnergyGuard Perlite Recover Board, min. 0.25-inch DensDeck Prime or SECUROCK Gypsum-Fiber Roof Board	Hot asphalt	BP-AA or SBS-AA	(Optional) One or more BP-AA, SBS-AA, SBS-TA	SBS-AA, SBS-TA	-255.0

TABLE 3b: STRUCTURAL CONCRETE DECKS - NEW CONSTRUCTION OR REROOF (TEAR-OFF)
SYSTEM TYPE A-1: BONDED INSULATION, BONDED ROOF COVER (BASE AND TOP INSULATION LAYERS)*
 SEE [TABLE 3a](#) FOR VAPOR BARRIER OPTIONS

System No.	Deck (Note 1)	Base Insulation Layer		Top Insulation Layer		Roof Cover (Note 15)			MDP (psf)*
		Type	Attach (Notes 6,7,8)	Type	Attach (Notes 6,7,8)	Base Ply	Ply	Cap Ply	
C-46.	Primed structural concrete	Min. 1.5-inch EnergyGuard RA, EnergyGuard RH, EnergyGuard RN	Hot asphalt	Min. 1.5-inch EnergyGuard Composite	Hot asphalt	BP-AA, SBS-AA	(Optional) One or more BP-AA, SBS-AA	SBS-AA, SBS-TA or APP-TA	-270.0
C-47.	Primed structural concrete	Min. 1.5-inch EnergyGuard RA, EnergyGuard RH, EnergyGuard RN	Hot asphalt	Min. 0.5-inch Structodek High Density Fiberboard Roof Insulation	Hot asphalt	BP-AA, SBS-AA	(Optional) One or more BP-AA, SBS-AA, SBS-TA or APP-TA	SBS-AA, SBS-TA or APP-TA	-307.5
C-48.	Structural concrete	Min. 0.5-inch EnergyGuard Polyiso Insulation	LRF-XF	Min. 0.25-inch DensDeck Prime or SECUROCK Gypsum-Fiber Roof Board	LRF-XF	BP-AA, SBS-AA, SBS-TA or APP-TA	(Optional) BP-AA, SBS-AA, SBS-TA or APP-TA	SBS-AA, SBS-TA or APP-TA	-180.0
C-49.	Structural concrete	Min. 1.5-inch EnergyGuard Polyiso Insulation, EnergyGuard RA, EnergyGuard RH or EnergyGuard Ultra	LRF-XF	Min. 0.25-inch SECUROCK Gypsum-Fiber Roof Board	LRF-XF	BP-AA or SBS-AA	(Optional) BP-AA, SBS-AA, SBS-TA or APP-TA	SBS-AA, SBS-TA or APP-TA	-187.5
C-50.	Structural concrete	Min. 1-inch EnergyGuard Polyiso Insulation, EnergyGuard RH	LRF-XF	Min. 0.25-inch SECUROCK Gypsum-Fiber Roof Board, primed with Matrix 307 Premium Asphalt Primer	LRF-XF	SBS-TA	(Optional) SBS-TA	SBS-TA	-210.0
C-51.	Structural concrete	Min. 2.0-inch EnergyGuard Polyiso Insulation, EnergyGuard RA, EnergyGuard RH or EnergyGuard Ultra	LRF-XF	Min. 0.25-inch SECUROCK Gypsum-Fiber Roof Board	LRF-XF	BP-AA or SBS-AA	(Optional) BP-AA, SBS-AA, SBS-TA or APP-TA	SBS-AA, SBS-TA or APP-TA	-225.0
C-52.	Structural concrete	Min. 2.0-inch EnergyGuard RA, EnergyGuard RH or EnergyGuard Ultra	LRF-XF	Min. 0.25-inch SECUROCK Gypsum-Fiber Roof Board	LRF-XF	SBS-TA or APP-TA	(Optional) BP-AA, SBS-AA, SBS-TA or APP-TA	SBS-AA, SBS-TA or APP-TA	-232.5
C-53.	Structural concrete	Min. 1.5-inch EnergyGuard RA, EnergyGuard RH	LRF-XF	Min. 0.25-inch DensDeck Prime	LRF-XF	BP-AA, SBS-AA, SBS-TA or APP-TA	(Optional) One or more BP-AA, SBS-AA, SBS-TA or APP-TA	SBS-AA, SBS-TA or APP-TA	-240.0
C-54.	Structural concrete	Min. 1.5-inch EnergyGuard RA, EnergyGuard RH or EnergyGuard Ultra	LRF-XF	Min. 0.25-inch DensDeck Prime or SECUROCK Gypsum-Fiber Roof Board	LRF-XF	SBS-TA, APP-TA	(Optional) SBS-TA, APP-TA	SBS-TA, APP-TA	-240.0
C-55.	Structural concrete	Min. 1.5-inch EnergyGuard Ultra	LRF-XF	Min. 0.25-inch DensDeck Prime	LRF-XF	SBS-TA	(Optional) SBS-TA	SBS-TA	-300.0
C-56.	Structural concrete	Min. 1.5-inch EnergyGuard Polyiso Insulation, EnergyGuard RA, EnergyGuard RH, EnergyGuard RN	OB500	Min. 0.25-inch DensDeck or DensDeck Prime	OB500	BP-AA, SBS-AA, SBS-TA or APP-TA	(Optional) One or more BP-AA, SBS-AA, SBS-TA or APP-TA	SBS-AA, SBS-TA or APP-TA	-150.0

TABLE 3b: STRUCTURAL CONCRETE DECKS - NEW CONSTRUCTION OR REROOF (TEAR-OFF)
SYSTEM TYPE A-1: BONDED INSULATION, BONDED ROOF COVER (BASE AND TOP INSULATION LAYERS) *
 SEE [TABLE 3a](#) FOR VAPOR BARRIER OPTIONS

System No.	Deck (Note 1)	Base Insulation Layer		Top Insulation Layer		Roof Cover (Note 15)			MDP (psf)*
		Type	Attach (Notes 6,7,8)	Type	Attach (Notes 6,7,8)	Base Ply	Ply	Cap Ply	
C-57.	Structural concrete	Min. 1.5-inch EnergyGuard Polyiso Insulation, EnergyGuard RA, EnergyGuard RH, EnergyGuard RN	OB500	Min. 0.5-inch Structodek High Density Fiberboard Roof Insulation	OB500	BP-AA, SBS-AA	(Optional) One or more BP-AA, SBS-AA, SBS-TA or APP-TA	SBS-AA, SBS-TA or APP-TA	-165.0
C-58.	Structural concrete	Min. 1.5-inch EnergyGuard Polyiso Insulation, EnergyGuard RA, EnergyGuard RH, EnergyGuard RN or EnergyGuard Ultra	OB500	Min. 0.25-inch SECUROCK Gypsum-Fiber Roof Board	OB500	BP-AA or SBS-AA	(Optional) BP-AA, SBS-AA, SBS-TA or APP-TA	SBS-AA, SBS-TA or APP-TA	-187.5
C-59.	Structural concrete	Min. 1-inch EnergyGuard Polyiso Insulation, EnergyGuard RH	OB500	Min. 0.25-inch SECUROCK Gypsum-Fiber Roof Board, primed with Matrix 307 Premium Asphalt Primer	OB500	SBS-TA	(Optional) SBS-TA	SBS-TA	-210.0
C-60.	Structural concrete	Min. 2.0-inch EnergyGuard Polyiso Insulation, EnergyGuard RA, EnergyGuard RH, EnergyGuard RN or EnergyGuard Ultra	OB500	Min. 0.25-inch SECUROCK Gypsum-Fiber Roof Board	OB500	BP-AA or SBS-AA	(Optional) BP-AA, SBS-AA, SBS-TA or APP-TA	SBS-AA, SBS-TA or APP-TA	-225.0
C-61.	Structural concrete	Min. 1.5-inch EnergyGuard RA, EnergyGuard RH, EnergyGuard RN or EnergyGuard Ultra	OB500	Min. 0.25-inch DensDeck Prime or SECUROCK Gypsum-Fiber Roof Board	OB500	SBS-TA, APP-TA	(Optional) SBS-TA, APP-TA	SBS-TA, APP-TA	-240.0
C-62.	Structural concrete	Min. 1.5-inch EnergyGuard RA, EnergyGuard RH, EnergyGuard RN or EnergyGuard Ultra	OB500	Min. 0.25-inch DensDeck Prime	OB500	SBS-TA	(Optional) SBS-TA	SBS-TA	-300.0
SELF-ADHERING BASE PLY WITH POLYISOCYANURATE BASE INSULATION LAYER									
C-63.	Structural concrete	Min. 1.5-inch EnergyGuard RH	LRF-M	Min. 0.5-inch EnergyGuard RH HD Polyiso Insulation, EnergyGuard HD Polyiso Cover Board, EnergyGuard HD Plus Polyiso Cover Board	LRF-M	SBS-SA	(Optional) SBS-TA or APP-TA	SBS-TA or APP-TA	-97.5
C-64.	Structural concrete	Min. 0.5-inch EnergyGuard Polyiso Insulation, EnergyGuard Ultra	LRF-M	Min. 0.25-inch SECUROCK Ultralight Coated Glass-Mat Roof Board	LRF-M	SBS-SA	(Optional) SBS-TA, APP-TA	SBS-TA, APP-TA	-165.0
C-65.	Structural concrete	Min. 0.5-inch EnergyGuard Polyiso Insulation, EnergyGuard Ultra	LRF-M	Min. 0.25-inch SECUROCK Gypsum-Fiber Roof Board (optional Matrix 307 Premium Asphalt Primer)	LRF-M	SBS-SA	(Optional) SBS-TA, APP-TA	SBS-TA, APP-TA	-232.5
C-66.	Structural concrete	Min. 0.5-inch EnergyGuard Polyiso Insulation, EnergyGuard Ultra	LRF-M	(Optional) Additional layer(s) base insulation	LRF-M	SBS-SA	(Optional) SBS-TA, APP-TA	SBS-TA, APP-TA	-232.5
C-67.	Structural concrete	Min. 1.5-inch EnergyGuard RH	LRF-M Canister	Min. 0.5-inch EnergyGuard RH HD Polyiso Insulation, EnergyGuard HD Polyiso Cover Board, EnergyGuard HD Plus Polyiso Cover Board	LRF-M Canister	SBS-SA	(Optional) SBS-TA or APP-TA	SBS-TA or APP-TA	-97.5

TABLE 3b: STRUCTURAL CONCRETE DECKS - NEW CONSTRUCTION OR REROOF (TEAR-OFF)
SYSTEM TYPE A-1: BONDED INSULATION, BONDED ROOF COVER (BASE AND TOP INSULATION LAYERS)*
 SEE [TABLE 3a](#) FOR VAPOR BARRIER OPTIONS

System No.	Deck (Note 1)	Base Insulation Layer		Top Insulation Layer		Roof Cover (Note 15)			MDP (psf)*
		Type	Attach (Notes 6,7,8)	Type	Attach (Notes 6,7,8)	Base Ply	Ply	Cap Ply	
C-68.	Structural concrete	Min. 1.5-inch EnergyGuard Polyiso Insulation	LRF-M Canister	Min. 0.25-inch SECUROCK Gypsum-Fiber Roof Board (optional Matrix 307 Premium Asphalt Primer)	LRF-M Canister	SBS-SA	(Optional) SBS-TA, APP-TA	SBS-TA, APP-TA	-232.5
C-69.	Structural concrete	Min. 1.5-inch EnergyGuard Polyiso Insulation	LRF-M Canister	(Optional) Additional layer(s) base insulation	LRF-M Canister	SBS-SA	(Optional) SBS-TA, APP-TA	SBS-TA, APP-TA	-232.5
C-70.	Structural concrete	Min. 1.5-inch EnergyGuard RH	LRF-XF	Min. 0.5-inch EnergyGuard HD Polyiso Cover Board, EnergyGuard HD Plus Polyiso Cover Board	LRF-XF	SBS-SA	(Optional) SBS-TA or APP-TA	SBS-TA or APP-TA	-97.5
C-71.	Structural concrete	Min. 0.5-inch EnergyGuard Polyiso Insulation, EnergyGuard Ultra	LRF-XF	Min. 0.25-inch DensDeck Prime	LRF-XF	SBS-SA	(Optional) SBS-SA	SBS-SA	-152.5
C-72.	Structural concrete	Min. 1.5-inch EnergyGuard RA, EnergyGuard RH	LRF-XF	Min. 0.25-inch DensDeck Prime	LRF-XF	SBS-SA	(Optional) SBS-SA	SBS-SA	-152.5
C-73.	Structural concrete	Min. 0.5-inch EnergyGuard Polyiso Insulation, EnergyGuard Ultra	LRF-XF	(Optional) Additional layer(s) base insulation	LRF-XF	SBS-SA	(Optional) SBS-TA, APP-TA	SBS-TA, APP-TA	-232.5
C-74.	Structural concrete	Min. 0.5-inch EnergyGuard Polyiso Insulation, EnergyGuard Ultra	LRF-XF	Min. 0.25-inch SECUROCK Gypsum-Fiber Roof Board (optional Matrix 307 Premium Asphalt Primer)	LRF-XF	SBS-SA	(Optional) SBS-TA, APP-TA	SBS-TA, APP-TA	-232.5
C-75.	Structural concrete	Min. 1.5-inch EnergyGuard RA, EnergyGuard RH	LRF-XF	Min. 0.25-inch SECUROCK Gypsum-Fiber Roof Board	LRF-XF	SBS-SA	(Optional) SBS-TA, APP-TA	SBS-TA, APP-TA	-270.0
C-76.	Structural concrete	Min. 1.5-inch EnergyGuard RA, EnergyGuard RH	LRF-XF	Min. 0.25-inch SECUROCK Gypsum-Fiber Roof Board; surface shall be primed with Matrix 307 Premium Asphalt Primer or ASTM D41 primer	LRF-XF	SBS-SA	(Optional) SBS-TA, APP-TA	SBS-TA, APP-TA	-285.0
C-77.	Structural concrete	Min. 1.5-inch EnergyGuard RH	OB500	Min. 0.5-inch EnergyGuard RH HD Polyiso Insulation, EnergyGuard HD Polyiso Cover Board, EnergyGuard HD Plus Polyiso Cover Board	OB500	SBS-SA	(Optional) SBS-TA or APP-TA	SBS-TA or APP-TA	-97.5
C-78.	Structural concrete	Min. 1-inch EnergyGuard RN	OB500	Min. 0.25-inch SECUROCK Gypsum-Fiber Roof Board	OB500	SBS-SA	(Optional) SBS-TA, APP-TA	SBS-TA, APP-TA	-120.0
C-79.	Structural concrete	Min. 1.5-inch EnergyGuard RA, EnergyGuard RH, EnergyGuard RN	OB500	Min. 0.25-inch DensDeck	OB500	SBS-SA	(Optional) SBS-TA, APP-TA	SBS-TA, APP-TA	-122.5
C-80.	Structural concrete	Min. 1.5-inch EnergyGuard Polyiso Insulation, EnergyGuard RA, EnergyGuard RH, EnergyGuard RN	OB500	Min. 0.25-inch DensDeck Prime	OB500	SBS-SA	(Optional) SBS-SA	SBS-SA	-152.5

TABLE 3b: STRUCTURAL CONCRETE DECKS - NEW CONSTRUCTION OR REROOF (TEAR-OFF)
SYSTEM TYPE A-1: BONDED INSULATION, BONDED ROOF COVER (BASE AND TOP INSULATION LAYERS)*
 SEE [TABLE 3a](#) FOR VAPOR BARRIER OPTIONS

System No.	Deck (Note 1)	Base Insulation Layer		Top Insulation Layer		Roof Cover (Note 15)			MDP (psf)*
		Type	Attach (Notes 6,7,8)	Type	Attach (Notes 6,7,8)	Base Ply	Ply	Cap Ply	
C-81.	Structural concrete	Min. 0.5-inch EnergyGuard Polyiso Insulation, EnergyGuard Ultra, min. 1-inch EnergyGuard RN or min. 1.5-inch EnergyGuard RA or EnergyGuard RH	OB500	Min. 0.25-inch SECUROCK Ultralight Coated Glass-Mat Roof Board	OB500	SBS-SA	(Optional) SBS-TA, APP-TA	SBS-TA, APP-TA	-165.0
C-82.	Structural concrete	Min. 1.5-inch EnergyGuard Polyiso Insulation, EnergyGuard RA, EnergyGuard RH, EnergyGuard RN	OB500	Min. 0.25-inch DensDeck; surface shall be primed with Matrix 307 Premium Asphalt Primer or ASTM D41 primer	OB500	SBS-SA	(Optional) SBS-TA, APP-TA	SBS-TA, APP-TA	-167.5
C-83.	Structural concrete	Min. 0.5-inch EnergyGuard Polyiso Insulation, EnergyGuard Ultra	OB500	Min. 0.25-inch SECUROCK Gypsum-Fiber Roof Board (optional Matrix 307 Premium Asphalt Primer)	OB500	SBS-SA	(Optional) SBS-TA, APP-TA	SBS-TA, APP-TA	-232.5
C-84.	Structural concrete	Min. 0.5-inch EnergyGuard Polyiso Insulation, EnergyGuard Ultra	OB500	(Optional) Additional layer(s) base insulation	OB500	SBS-SA	(Optional) SBS-TA, APP-TA	SBS-TA, APP-TA	-232.5
C-85.	Structural concrete	Min. 1.5-inch EnergyGuard RA, EnergyGuard RH, EnergyGuard RN	OB500	Min. 0.25-inch SECUROCK Gypsum-Fiber Roof Board	OB500	SBS-SA	(Optional) SBS-TA, APP-TA	SBS-TA, APP-TA	-270.0
C-86.	Structural concrete	Min. 1.5-inch EnergyGuard RA, EnergyGuard RH, EnergyGuard RN	OB500	Min. 0.25-inch SECUROCK Gypsum-Fiber Roof Board; surface shall be primed with Matrix 307 Premium Asphalt Primer or ASTM D41 primer	OB500	SBS-SA	(Optional) SBS-TA, APP-TA	SBS-TA, APP-TA	-285.0
VENTING SYSTEMS WITH POLYISOCYANURATE BASE INSULATION LAYER:									
C-87.	Primed structural concrete	Min. 1.5-inch EnergyGuard RA, EnergyGuard RH, EnergyGuard RN or EnergyGuard Ultra	Hot asphalt	Min. 0.75-inch EnergyGuard Perlite Roof Insulation (homogeneous)	Hot asphalt	GAFGLAS Stratavent Perforated Venting Base Sheet	(Optional) One or more BP-AA, SBS-AA	SBS-AA	-90.0
C-88.	Primed structural concrete	Min. 1.5-inch EnergyGuard RA, EnergyGuard RH, EnergyGuard RN or EnergyGuard Ultra	Hot asphalt	Min. 0.75-inch EnergyGuard Perlite Roof Insulation (homogeneous)	Hot asphalt	GAFGLAS Stratavent Perforated Venting Base Sheet	One or more BP-AA, SBS-AA	SBS-TA or APP-TA	-90.0
C-89.	Primed structural concrete	Min. 1.5-inch EnergyGuard RA, EnergyGuard RH, EnergyGuard RN or EnergyGuard Ultra	Hot asphalt	Min. 0.5-inch Structodek High Density Fiberboard Roof Insulation	Hot asphalt	GAFGLAS Stratavent Perforated Venting Base Sheet	(Optional) One or more BP-AA, SBS-AA	SBS-AA	-90.0
C-90.	Primed structural concrete	Min. 1.5-inch EnergyGuard RA, EnergyGuard RH, EnergyGuard RN or EnergyGuard Ultra	Hot asphalt	Min. 0.5-inch Structodek High Density Fiberboard Roof Insulation	Hot asphalt	GAFGLAS Stratavent Perforated Venting Base Sheet	One or more BP-AA, SBS-AA	SBS-TA or APP-TA	-90.0
C-91.	Primed structural concrete	Min. 1.5-inch EnergyGuard RA, EnergyGuard RH, EnergyGuard RN	Hot asphalt	(Optional) Additional layer(s) base insulation	Hot asphalt	GAFGLAS Stratavent Perforated Venting Base Sheet	(Optional) One or more BP-AA, SBS-AA	SBS-AA	-150.0

TABLE 3b: STRUCTURAL CONCRETE DECKS - NEW CONSTRUCTION OR REROOF (TEAR-OFF)
SYSTEM TYPE A-1: BONDED INSULATION, BONDED ROOF COVER (BASE AND TOP INSULATION LAYERS) *
 SEE [TABLE 3a](#) FOR VAPOR BARRIER OPTIONS

System No.	Deck (Note 1)	Base Insulation Layer		Top Insulation Layer		Roof Cover (Note 15)			MDP (psf)*
		Type	Attach (Notes 6,7,8)	Type	Attach (Notes 6,7,8)	Base Ply	Ply	Cap Ply	
C-92.	Primed structural concrete	Min. 1.5-inch EnergyGuard RA, EnergyGuard RH, EnergyGuard RN	Hot asphalt	(Optional) Additional layer(s) base insulation	Hot asphalt	GAFGLAS Stratavent Perforated Venting Base Sheet	One or more BP-AA, SBS-AA	SBS-TA or APP-TA	-150.0
C-93.	Primed structural concrete	Min. 0.5-inch EnergyGuard Polyiso Insulation, EnergyGuard Ultra	Hot asphalt	(Optional) Additional layer(s) base insulation	Hot asphalt	GAFGLAS Stratavent Perforated Venting Base Sheet	(Optional) BP-AA, SBS-AA	SBS-AA	-150.0
C-94.	Primed structural concrete	Min. 1.5-inch EnergyGuard Ultra	Hot asphalt	(Optional) Additional layer(s) base insulation	Hot asphalt	GAFGLAS Stratavent Perforated Venting Base Sheet	(Optional) One or more BP-AA, SBS-AA	SBS-AA	-172.5
C-95.	Primed structural concrete	Min. 1.5-inch EnergyGuard Ultra	Hot asphalt	(Optional) Additional layer(s) base insulation	Hot asphalt	GAFGLAS Stratavent Perforated Venting Base Sheet	One or more BP-AA, SBS-AA	SBS-TA or APP-TA	-172.5
C-96.	Primed structural concrete	Min. 1.5-inch EnergyGuard RA, EnergyGuard RH, EnergyGuard RN or EnergyGuard Ultra	Hot asphalt	Min. 0.25-inch DensDeck or DensDeck Prime	Hot asphalt	GAFGLAS Stratavent Perforated Venting Base Sheet	(Optional) One or more BP-AA, SBS-AA	SBS-AA	-240.0
C-97.	Primed structural concrete	Min. 1.5-inch EnergyGuard RA, EnergyGuard RH, EnergyGuard RN or EnergyGuard Ultra	Hot asphalt	Min. 0.25-inch DensDeck or DensDeck Prime	Hot asphalt	GAFGLAS Stratavent Perforated Venting Base Sheet	One or more BP-AA, SBS-AA	SBS-TA or APP-TA	-240.0
C-98.	Structural concrete	Min. 1.5-inch EnergyGuard RA, EnergyGuard RH	LRF-XF	(Optional) Additional layer(s) base insulation	LRF-XF	GAFGLAS Stratavent Perforated Venting Base Sheet	(Optional) One or more BP-AA, SBS-AA	SBS-AA	-150.0
C-99.	Structural concrete	Min. 1.5-inch EnergyGuard RA, EnergyGuard RH	LRF-XF	(Optional) Additional layer(s) base insulation	LRF-XF	GAFGLAS Stratavent Perforated Venting Base Sheet	One or more BP-AA, SBS-AA	SBS-TA or APP-TA	-150.0
C-100.	Structural concrete	Min. 1.5-inch EnergyGuard Ultra	LRF-XF	(Optional) Additional layer(s) base insulation	LRF-XF	GAFGLAS Stratavent Perforated Venting Base Sheet	(Optional) One or more BP-AA, SBS-AA	SBS-AA	-172.5
C-101.	Structural concrete	Min. 1.5-inch EnergyGuard Ultra	LRF-XF	(Optional) Additional layer(s) base insulation	LRF-XF	GAFGLAS Stratavent Perforated Venting Base Sheet	One or more BP-AA, SBS-AA	SBS-TA or APP-TA	-172.5
C-102.	Structural concrete	Min. 1.5-inch EnergyGuard Polyiso Insulation	LRF-XF	Min. 0.25-inch DensDeck Prime	LRF-XF	GAFGLAS Stratavent Perforated Venting Base Sheet	(Optional) One or more BP-AA, SBS-AA	SBS-AA	-180.0
C-103.	Structural concrete	Min. 1.5-inch EnergyGuard Polyiso Insulation	LRF-XF	Min. 0.25-inch DensDeck Prime	LRF-XF	GAFGLAS Stratavent Perforated Venting Base Sheet	One or more BP-AA, SBS-AA	SBS-TA or APP-TA	-180.0

TABLE 3b: STRUCTURAL CONCRETE DECKS - NEW CONSTRUCTION OR REROOF (TEAR-OFF)
SYSTEM TYPE A-1: BONDED INSULATION, BONDED ROOF COVER (BASE AND TOP INSULATION LAYERS)*
 SEE [TABLE 3a](#) FOR VAPOR BARRIER OPTIONS

System No.	Deck (Note 1)	Base Insulation Layer		Top Insulation Layer		Roof Cover (Note 15)			MDP (psf)*
		Type	Attach (Notes 6,7,8)	Type	Attach (Notes 6,7,8)	Base Ply	Ply	Cap Ply	
C-104.	Structural concrete	Min. 1.5-inch EnergyGuard RA, EnergyGuard RH or EnergyGuard Ultra	LRF-XF	Min. 0.25-inch DensDeck Prime	LRF-XF	GAFGLAS Stratavent Perforated Venting Base Sheet	(Optional) One or more BP-AA, SBS-AA	SBS-AA	-240.0
C-105.	Structural concrete	Min. 1.5-inch EnergyGuard RA, EnergyGuard RH or EnergyGuard Ultra	LRF-XF	Min. 0.25-inch DensDeck Prime	LRF-XF	GAFGLAS Stratavent Perforated Venting Base Sheet	One or more BP-AA, SBS-AA	SBS-TA or APP-TA	-240.0
C-106.	Structural concrete	Min. 1.5-inch EnergyGuard Polyiso Insulation, EnergyGuard RA, EnergyGuard RH, EnergyGuard RN or EnergyGuard Ultra	OB500	Min. 0.5-inch Structodek High Density Fiberboard Roof Insulation	OB500	GAFGLAS Stratavent Perforated Venting Base Sheet	(Optional) One or more BP-AA, SBS-AA	SBS-AA	-90.0
C-107.	Structural concrete	Min. 1.5-inch EnergyGuard Polyiso Insulation, EnergyGuard RA, EnergyGuard RH, EnergyGuard RN or EnergyGuard Ultra	OB500	Min. 0.5-inch Structodek High Density Fiberboard Roof Insulation	OB500	GAFGLAS Stratavent Perforated Venting Base Sheet	One or more BP-AA, SBS-AA	SBS-TA or APP-TA	-90.0
C-108.	Structural concrete	Min. 1.5-inch EnergyGuard Ultra	OB500	(Optional) Additional layer(s) base insulation	OB500	GAFGLAS Stratavent Perforated Venting Base Sheet	(Optional) One or more BP-AA, SBS-AA	SBS-AA	-150.0
C-109.	Structural concrete	Min. 1.5-inch EnergyGuard Ultra	OB500	(Optional) Additional layer(s) base insulation	OB500	GAFGLAS Stratavent Perforated Venting Base Sheet	One or more BP-AA, SBS-AA	SBS-TA or APP-TA	-150.0
C-110.	Structural concrete	Min. 1.5-inch EnergyGuard Polyiso Insulation, EnergyGuard RA, EnergyGuard RH, EnergyGuard RN or EnergyGuard Ultra	OB500	Min. 0.25-inch DensDeck or DensDeck Prime	OB500	GAFGLAS Stratavent Perforated Venting Base Sheet	(Optional) One or more BP-AA, SBS-AA	SBS-AA	-150.0
C-111.	Structural concrete	Min. 1.5-inch EnergyGuard Polyiso Insulation, EnergyGuard RA, EnergyGuard RH, EnergyGuard RN or EnergyGuard Ultra	OB500	Min. 0.25-inch DensDeck or DensDeck Prime	OB500	GAFGLAS Stratavent Perforated Venting Base Sheet	One or more BP-AA, SBS-AA	SBS-TA or APP-TA	-150.0
C-112.	Structural concrete	Min. 1.5-inch EnergyGuard RA, EnergyGuard RH, EnergyGuard RN	OB500	(Optional) Additional layer(s) base insulation	OB500	GAFGLAS Stratavent Perforated Venting Base Sheet	(Optional) One or more BP-AA, SBS-AA	SBS-AA	-150.0
C-113.	Structural concrete	Min. 1.5-inch EnergyGuard RA, EnergyGuard RH, EnergyGuard RN	OB500	(Optional) Additional layer(s) base insulation	OB500	GAFGLAS Stratavent Perforated Venting Base Sheet	One or more BP-AA, SBS-AA	SBS-TA or APP-TA	-150.0
COLD-APPLIED SYSTEMS WITH POLYISOCYANURATE BASE INSULATION LAYER:									
C-114.	Structural concrete	Min. 1.5-inch EnergyGuard Polyiso Insulation, EnergyGuard RH	LRF-M, LRF-M Canister or M-OSFA	Min. 0.5-inch EnergyGuard RH HD Polyiso Insulation, EnergyGuard HD Polyiso Cover Board, EnergyGuard HD Plus Polyiso Cover Board	LRF-M, LRF-M Canister or M-OSFA	SBS-CA or SBS-CA1	None	SBS-CA or SBS-CA1	-97.5

TABLE 3b: STRUCTURAL CONCRETE DECKS - NEW CONSTRUCTION OR REROOF (TEAR-OFF)
SYSTEM TYPE A-1: BONDED INSULATION, BONDED ROOF COVER (BASE AND TOP INSULATION LAYERS)*
 SEE [TABLE 3a](#) FOR VAPOR BARRIER OPTIONS

System No.	Deck (Note 1)	Base Insulation Layer		Top Insulation Layer		Roof Cover (Note 15)			MDP (psf)*
		Type	Attach (Notes 6,7,8)	Type	Attach (Notes 6,7,8)	Base Ply	Ply	Cap Ply	
C-115.	Structural concrete	Min. 1.5-inch EnergyGuard Polyiso Insulation, EnergyGuard RH	LRF-XF	Min. 0.5-inch EnergyGuard HD Polyiso Cover Board, EnergyGuard HD Plus Polyiso Cover Board	LRF-XF	SBS-CA or SBS-CA1	None	SBS-CA or SBS-CA1	-97.5
C-116.	Structural concrete	Min. 1.5-inch EnergyGuard Polyiso Insulation, EnergyGuard RA, EnergyGuard RH	LRF-XF	Min. 0.25-inch DensDeck Prime	LRF-XF	SBS-CA1	None	SBS-CA1	-127.5
C-117.	Structural concrete	Min. 1.5-inch EnergyGuard Polyiso Insulation, EnergyGuard RA, EnergyGuard RH	LRF-XF	Min. 0.25-inch SECUROCK Gypsum-Fiber Roof Board	LRF-XF	SBS-CA1	None	SBS-CA1	-172.5
C-118.	Structural concrete	Min. 1.5-inch EnergyGuard Polyiso Insulation, EnergyGuard RA, EnergyGuard RH, EnergyGuard RN	OB500	Min. 0.5-inch Structodek High Density Fiberboard Roof Insulation	OB500	SBS-CA	None	SBS-CA	-45.0
C-119.	Structural concrete	Min. 1.5-inch EnergyGuard Polyiso Insulation, EnergyGuard RH	OB500	Min. 0.5-inch EnergyGuard RH HD Polyiso Insulation, EnergyGuard HD Polyiso Cover Board, EnergyGuard HD Plus Polyiso Cover Board	OB500	SBS-CA or SBS-CA1	None	SBS-CA or SBS-CA1	-97.5
C-120.	Structural concrete	Min. 1.5-inch EnergyGuard Polyiso Insulation, EnergyGuard RA, EnergyGuard RH, EnergyGuard RN	OB500	Min. 0.25-inch DensDeck Prime	OB500	SBS-CA1	None	SBS-CA1	-127.5
C-121.	Structural concrete	Min. 1.5-inch EnergyGuard Polyiso Insulation, EnergyGuard RA, EnergyGuard RH, EnergyGuard RN	OB500	Min. 0.25-inch SECUROCK Gypsum-Fiber Roof Board	OB500	SBS-CA1	None	SBS-CA1	-172.5
HYBRID COLD/HOT-APPLIED SYSTEMS WITH POLYISOCYANURATE BASE INSULATION LAYER:									
C-122.	Primed structural concrete	Min. 0.5-inch EnergyGuard Polyiso Insulation, EnergyGuard RA, EnergyGuard RH, EnergyGuard RN	Hot asphalt	Min. 0.75-inch EnergyGuard Perlite Roof Insulation (homogeneous), min. 0.5-inch Structodek High Density Fiberboard Roof Insulation or EnergyGuard Perlite Recover Board, min. 0.25-inch DensDeck Prime or SECUROCK Gypsum-Fiber Roof Board	Hot asphalt	BP-AA or SBS-AA	(Optional) BP-AA or SBS-AA	SBS-CA1	-255.0
C-123.	Structural concrete	Min. 1.5-inch EnergyGuard Polyiso Insulation	LRF-XF	Min. 0.25-inch DensDeck Prime or SECUROCK Gypsum-Fiber Roof Board	LRF-XF	BP-AA or SBS-AA	(Optional) BP-AA or SBS-AA	SBS-CA1	-180.0
C-124.	Structural concrete	Min. 1.5-inch EnergyGuard RA, EnergyGuard RH	LRF-XF	Min. 0.25-inch DensDeck Prime or SECUROCK Gypsum-Fiber Roof Board	LRF-XF	BP-AA or SBS-AA	(Optional) BP-AA or SBS-AA	SBS-CA1	-240.0

TABLE 3b: STRUCTURAL CONCRETE DECKS - NEW CONSTRUCTION OR REROOF (TEAR-OFF)
SYSTEM TYPE A-1: BONDED INSULATION, BONDED ROOF COVER (BASE AND TOP INSULATION LAYERS)*
 SEE [TABLE 11](#) FOR VAPOR BARRIER OPTIONS

System No.	Deck (Note 1)	Base Insulation Layer		Top Insulation Layer		Roof Cover (Note 15)			MDP (psf)*
		Type	Attach (Notes 6,7,8)	Type	Attach (Notes 6,7,8)	Base Ply	Ply	Cap Ply	
C-125.	Structural concrete	Min. 1.5-inch EnergyGuard Polyiso Insulation, EnergyGuard RA, EnergyGuard RH, EnergyGuard RN	OB500	Min. 0.25-inch DensDeck Prime	OB500	BP-AA or SBS-AA	(Optional) BP-AA or SBS-AA	SBS-CA1	-127.5
C-126.	Structural concrete	Min. 1.5-inch EnergyGuard Polyiso Insulation, EnergyGuard RA, EnergyGuard RH, EnergyGuard RN	OB500	Min. 0.25-inch SECUROCK Gypsum-Fiber Roof Board	OB500	BP-AA or SBS-AA	(Optional) BP-AA or SBS-AA	SBS-CA1	-172.5
CONVENTIONAL SYSTEMS WITH POLYSTYRENE BASE INSULATION LAYER:									
C-127.	Structural concrete	Min. 2-inch Styrofoam Brand Roofmate or Highload 60	OB500	Min. 0.25-inch DensDeck Prime or SECUROCK Gypsum-Fiber Roof Board	OB500	SBS-TA, APP-TA	(Optional) SBS-TA, APP-TA	SBS-TA, APP-TA	-240.0
C-128.	Structural concrete	Min. 2-inch Styrofoam Brand Roofmate or Highload 60	OB500	Min. 0.25-inch DensDeck or DensDeck Prime	OB500	BP-AA, SBS-AA, SBS-TA or APP-TA	(Optional) BP-AA, SBS-AA, SBS-TA or APP-TA	SBS-AA, SBS-TA or APP-TA	-277.5
SELF-ADHERING BASE PLY WITH POLYSTYRENE BASE INSULATION LAYER:									
C-129.	Structural concrete	Min. 2-inch Styrofoam Brand Roofmate or Highload 60	OB500	Min. 0.25-inch DensDeck Prime	OB500	SBS-SA	(Optional) SBS-SA	SBS-SA	-152.5

TABLE 3c: STRUCTURAL CONCRETE DECKS - NEW CONSTRUCTION OR REROOF (TEAR-OFF)
SYSTEM TYPE F: NON-INSULATED, BONDED ROOF COVER

System No.	Deck (Note 1)	Primer	Roof Cover (Note 15)			MDP (psf)
			Base Ply	Ply	Cap Ply	
CONVENTIONAL SYSTEMS:						
C-130.	Structural concrete	Matrix 307 Premium Asphalt Primer or ASTM D41 primer	APP-TA	(Optional) APP-TA	APP-TA	-90.0*
C-131.	Structural concrete	Matrix 307 Premium Asphalt Primer or ASTM D41 primer	None	None	SBS-TA	-283.1*
C-132.	Structural concrete	Matrix 307 Premium Asphalt Primer or ASTM D41 primer	BP-AA, SBS-AA	BP-AA, SBS-AA	SBS-AA	-442.5*
C-133.	Structural concrete	(Optional) Matrix 307 Premium Asphalt Primer or ASTM D41 primer	SBS-TA	(Optional) SBS-TA	SBS-TA	-465.0*
SELF-ADHERING BASE PLY:						
C-134.	Structural concrete	Matrix 307 Premium Asphalt Primer or ASTM D41 primer	SBS-SA	(Optional) SBS-SA	SBS-SA	-72.5*
C-135.	Structural concrete	Matrix 307 Premium Asphalt Primer or ASTM D41 primer	SBS-SA	(Optional) SBS-TA or APP-TA	SBS-TA or APP-TA	-140.0*
C-136.	Structural concrete	GAF SA Primer at 0.7 gal/square.	SBS-SA	None	SBS-SA	-287.5
VENTING SYSTEMS:						
C-137.	Structural concrete	Matrix 307 Premium Asphalt Primer or ASTM D41 primer	GAFGLAS Stratavent Perforated Venting Base Sheet	BP-AA, SBS-AA	SBS-AA	-185.0*
COLD-APPLIED SYSTEMS:						

**TABLE 3c: STRUCTURAL CONCRETE DECKS - NEW CONSTRUCTION OR REROOF (TEAR-OFF)
SYSTEM TYPE F: NON-INSULATED, BONDED ROOF COVER**

System No.	Deck (Note 1)	Primer	Roof Cover (Note 15)			MDP (psf)
			Base Ply	Ply	Cap Ply	
C-138.	Structrual concrete	Matrix 307 Premium Asphalt Primer or ASTM D41 primer	BP-AA, BP-CA, SBS-CA	(Optional) SBS-CA	SBS-CA	-307.5

FBC HVHZ

TABLE 4A: LIGHTWEIGHT INSULATING CONCRETE OVER STRUCTURAL CONCRETE DECKS - NEW CONSTRUCTION OR REROOF (TEAR-OFF)
SYSTEM TYPE A-1: BONDED INSULATION, BONDED ROOF COVER

SEE [TABLE 3B](#) FOR VAPOR BARRIER OPTIONS

System No.	Deck (Note 1)	Lightweight Concrete (Note 14)	Base Insulation Layer		Coverboard		Roof Cover (Note 15)			MDP (psf)*
			Type	Attach (Notes 6,7,8)	Type	Attach (Notes 6,7,8)	Base Ply	Ply	Cap Ply	
ELASTIZELL (NOA 18-0208.03):										
LWC-1.	Structural concrete	Elastizell Range II Lightweight Insulating Concrete (<i>min. 200 psi</i>)	(Optional) Min. 1.5-inch EnergyGuard RA, EnergyGuard RH, EnergyGuard RN or EnergyGuard Ultra	OB500	Min. 0.5-inch Structodek High Density Fiberboard Roof Insulation	OB500	BP-AA, SBS-AA	(Optional) One or more BP-AA, SBS-AA, SBS-TA or APP-TA	SBS-AA, SBS-TA or APP-TA	-225.0
LWC-2.	Structural concrete	Elastizell Range II Lightweight Insulating Concrete (<i>min. 200 psi</i>)	(Optional) Min. 1.5-inch EnergyGuard RA, EnergyGuard RH, EnergyGuard RN or EnergyGuard Ultra	OB500	Min. 0.25-inch DensDeck, DensDeck Prime or SECUROCK Gypsum-Fiber Roof Board	OB500	BP-AA, SBS-AA, SBS-TA or APP-TA	(Optional) One or more BP-AA, SBS-AA, SBS-TA or APP-TA	SBS-AA, SBS-TA or APP-TA	-225.0
LWC-3.	Structural concrete	Elastizell Range II Lightweight Insulating Concrete (<i>min. 200 psi</i>)	Min. 2.0-inch, min. 1.0 pcf, ASTM C578 expanded polystyrene	OB500	Min. 0.5-inch Structodek High Density Fiberboard Roof Insulation	OB500	BP-AA, SBS-AA	(Optional) BP-AA, SBS-AA, SBS-TA or APP-TA	SBS-AA, SBS-TA or APP-TA	-120.0
LWC-4.	Structural concrete	Elastizell Range II Lightweight Insulating Concrete (<i>min. 200 psi</i>)	Min. 2-inch Styrofoam Brand Roofmate or Highload 60	OB500	Min. 0.25-inch DensDeck or DensDeck Prime or SECUROCK Gypsum-Fiber Roof Board	OB500	BP-AA, SBS-AA, SBS-TA or APP-TA	(Optional) BP-AA, SBS-AA, SBS-TA or APP-TA	SBS-AA, SBS-TA or APP-TA	-225.0

TABLE 4B: LIGHTWEIGHT INSULATING CONCRETE OVER STEEL OR STRUCTURAL CONCRETE DECKS – NEW CONSTRUCTION OR REROOF (TEAR-OFF)
SYSTEM TYPE B-3: MECHANICALLY ATTACHED ANCHOR SHEET, BONDED INSULATION, BONDED ROOF COVER

SEE [TABLE 3B](#) FOR VAPOR BARRIER OPTIONS

System No.	Deck (Note 1)	Lightweight Concrete (Note 14)	Anchor Sheet			Base Insulation		Top Insulation		Roof Cover (Note 15)			MDP (psf)
			Type	Fastener (Note 11)	Attach	Type	Attach (Notes 6,7,8)	Type	Attach (Notes 6,7,8)	Base Ply	Ply	Cap Ply	
CELCORE (NOA 18-0717.05):													
CONVENTIONAL SYSTEMS:													
LWC-5.	Min. 22 ga. type B, Grade 33 vented steel; 5-ft spans or min. 2,500 psi structural concrete	Celcore Cellular Concrete (min. 300 psi) with min. 1 pcf EPS board and min. 2-inch thick top coat	GAFGLAS #75 Base Sheet, Tri-Ply #75 Base Sheet, GAFGLAS #80 Ultima Base Sheet, Stratavent Nailable Venting Base Sheet	Drill-Tec Base Sheet Fastener (1.7 in.)	7-inch o.c. at the 3-inch lap and 7-inch o.c. in two equally spaced, staggered center rows	Min. 1.5-inch EnergyGuard Polyiso Insulation, EnergyGuard Ultra Polyiso Insulation or EnergyGuard RH Polyiso	Hot asphalt	Min. 0.75-inch EnergyGuard Perlite Roof Insulation (homogeneous), Min. 0.5-inch Structodek High Density Fiberboard Roof Insulation or EnergyGuard Perlite Recover Board	Hot asphalt	BP-AA, SBS-AA	(Optional) BP-AA, SBS-AA, SBS-TA, APP-TA	SBS-AA, SBS-TA, APP-TA	-75.0

TABLE 4b: LIGHTWEIGHT INSULATING CONCRETE OVER STEEL OR STRUCTURAL CONCRETE DECKS – NEW CONSTRUCTION OR REROOF (TEAR-OFF)
SYSTEM TYPE B-3: MECHANICALLY ATTACHED ANCHOR SHEET, BONDED INSULATION, BONDED ROOF COVER

SEE [TABLE 10](#) FOR VAPOR BARRIER OPTIONS

System No.	Deck (Note 1)	Lightweight Concrete (Note 14)	Anchor Sheet			Base Insulation		Top Insulation		Roof Cover (Note 15)			MDP (psf)
			Type	Fastener (Note 11)	Attach	Type	Attach (Notes 6,7,8)	Type	Attach (Notes 6,7,8)	Base Ply	Ply	Cap Ply	
LWC-6.	Min. 22 ga. type B, Grade 33 vented steel; 5-ft spans or min. 2,500 psi structural concrete	Celcore Cellular Concrete (min. 300 psi) with min. 1 pcf EPS board and min. 2-inch thick top coat	GAFGLAS #75 Base Sheet, Tri-Ply #75 Base Sheet, GAFGLAS #80 Ultima Base Sheet, Stratavent Nailable Venting Base Sheet	Drill-Tec Base Sheet Fastener (1.7 in.)	7-inch o.c. at the 3-inch lap and 7-inch o.c. in two equally spaced, staggered center rows	Min. 1.5-inch EnergyGuard Polyiso Insulation, EnergyGuard Ultra Polyiso Insulation or EnergyGuard RH Polyiso	Hot asphalt	Min. 0.25-inch DensDeck Prime or SECUROCK Gypsum-Fiber Roof Board	Hot asphalt	BP-AA, SBS-AA, SBS-TA, APP-TA	(Optional) BP-AA, SBS-AA, SBS-TA, APP-TA	SBS-AA, SBS-TA, APP-TA	-75.0
VENTING SYSTEMS:													
LWC-7.	Min. 22 ga. type B, Grade 33 vented steel; 5-ft spans or min. 2,500 psi structural concrete	Celcore Cellular Concrete (min. 300 psi) with min. 1 pcf EPS board and min. 2-inch thick top coat	GAFGLAS #75 Base Sheet, Tri-Ply #75 Base Sheet, GAFGLAS #80 Ultima Base Sheet, Stratavent Nailable Venting Base Sheet	Drill-Tec Base Sheet Fastener (1.7 in.)	7-inch o.c. at the 3-inch lap and 7-inch o.c. in two equally spaced, staggered center rows	Min. 1.5-inch EnergyGuard Polyiso Insulation, EnergyGuard Ultra Polyiso Insulation or EnergyGuard RH Polyiso	Hot asphalt	(Optional) Min. 0.25-inch SECUROCK Gypsum-Fiber Roof Board	Hot asphalt	GAFGLAS Stratavent Perforated Venting Base Sheet	BP-AA, SBS-AA	SBS-AA, SBS-TA, APP-TA	-75.0*
PRE-EXISTENT CELLULAR LIGHTWEIGHT CONCRETE:													
COLD-APPLIED SYSTEMS:													
LWC-8.	Min. 22 ga. type BV, Grade 40 steel; 6 ft spans, 5/8" puddle welds 6" o.c. or min. 2,500 psi structural concrete	Min. 300 psi, min. 2-inch thick, pre-existent cellular lightweight insulating concrete; Note: MCRF , Drill-Tec Locking Impact Nail (1.4"), min. 120 lbf per Note 11 .	GAFGLAS #75 Base Sheet, Tri-Ply #75 Base Sheet or Ruberoid 20	Drill-Tec Locking Impact Nail (1.4")	6-inch o.c. at the 3-inch wide laps and 6-inch o.c. at two (2) equally spaced, staggered center rows	Min. 2-inch EnergyGuard Polyiso Insulation	OB500	(Optional) Additional layer(s) base insulation and/or min. 0.25-inch DensDeck Prime or SECUROCK Gypsum-Fiber Roof Board or min. 0.5-inch EnergyGuard HD Polyiso Cover Board, EnergyGuard HD Plus Polyiso Cover Board	OB500	SBS-CA1	None	SBS-CA1	-52.5

**TABLE 4c: LIGHTWEIGHT INSULATING CONCRETE OVER STEEL OR STRUCTURAL CONCRETE DECKS - NEW CONSTRUCTION OR REROOF (TEAR-OFF)
SYSTEM TYPE E-2: NON-INSULATED, MECHANICALLY FASTENED BASE SHEET, BONDED ROOF COVER**

SEE [TABLE 1.10](#) FOR VAPOR BARRIER OPTIONS

System No.	Deck (Note 1) ‡	Lightweight Concrete (Note 14)	Base Sheet			Roof Cover (Note 15)		MDP (psf)
			Type	Fastener (Note 11)	Attachment	Base Ply	Cap Ply	
CELCORE (NOA 18-0717.05):								
CONVENTIONAL SYSTEMS:								
LWC-9.	Min. 22 ga. type B, Grade 33 vented steel; 6 ft spans, attached 6" o.c. or min. 2,500 psi structural concrete	Celcore Cellular Concrete (min. 200 psi) with min. 1 pcf EPS board and min. 2-inch thick top coat	GAFGLAS Stratavent Nailable Venting Base Sheet	Drill-Tec Base Sheet Fastener (1.7 in.) or Drill-Tec Base Sheet Fastener E (1.7 in.)	9-inch o.c. at min. 2-inch laps and 18-inch o.c. in two (2), equally spaced, staggered center rows	SBS-TA	SBS-TA	-45.0
LWC-10.	Min. 22 ga. type B, Grade 33 vented steel; 5-ft spans, attached 6" o.c. or min. 2,500 psi structural concrete	Celcore Cellular Concrete (min. 200 psi) with min. 1 pcf EPS board and min. 2-inch thick top coat	Ruberoid Mop Granule, Tri-Ply SBS Granule (granules down)	Drill-Tec Locking Impact Nail	7-inch o.c. at min. 4-inch side laps and 7-inch o.c. in two, equally spaced staggered center rows.	BP-AA or SBS-AA	SBS-AA, SBS-TA or APP-TA	-75.0
LWC-11.	Min. 22 ga. type B, Grade 33 vented steel; 5-ft spans, attached 6" o.c. or min. 2,500 psi structural concrete	Celcore Cellular Concrete (min. 300 psi) with min. 1 pcf EPS board and min. 2-inch thick top coat	GAFGLAS #75 Base Sheet, Tri-Ply #75 Base Sheet, GAFGLAS #80 Ultima Base Sheet, GAFGLAS Stratavent Nailable Venting Base Sheet	Drill-Tec Base Sheet Fastener (1.7)	7-inch o.c. at min. 3-inch side laps and 7-inch o.c. in two, equally spaced staggered center rows.	Two plies BP-AA or SBS-AA	SBS-AA	-75.0
COLD-APPLIED SYSTEMS:								
LWC-12.	Min. 22 ga., type B, Grade 33 steel; 6 ft spans; 5/8" puddle welds with washers at 6" o.c. or min. 2,500 psi structural concrete	Celcore Cellular Concrete (min. 300 psi) with min. 1 pcf EPS board and min. 2-inch thick top coat	GAFGLAS #75 Base Sheet, Tri-Ply #75 Base Sheet, GAFGLAS #80 Ultima Base Sheet, GAFGLAS Stratavent Nailable Venting Base Sheet	Drill-Tec Base Sheet Fastener (1.7 in.) or Drill-Tec Base Sheet Fastener E (1.7 in.)	12-inch o.c. at min. 2-inch side laps and 12-inch o.c. at three (3) equally spaced staggered center rows.	SBS-CA	SBS-CA	-45.0
LWC-13.	Min. 22 ga., type B, Grade 33 steel; 6 ft spans; 5/8" puddle welds with washers at 6" o.c. or min. 2,500 psi structural concrete	Celcore Cellular Concrete (min. 300 psi) with min. 1 pcf EPS board and min. 2-inch thick top coat	GAFGLAS #75 Base Sheet, Tri-Ply #75 Base Sheet, GAFGLAS #80 Ultima Base Sheet, GAFGLAS Stratavent Nailable Venting Base Sheet	Drill-Tec Base Sheet Fastener (1.7 in.) or Drill-Tec Base Sheet Fastener E (1.7 in.)	9-inch o.c. at min. 2-inch laps and 18-inch o.c. in two (2), equally spaced, staggered center rows	SBS-CA	SBS-CA	-45.0
LWC-14.	Min. 22 ga., type B, Grade 33 steel; 5 ft spans; 5/8" puddle welds with washers at 6" o.c. or min. 2,500 psi structural concrete	Celcore Cellular Concrete (min. 300 psi) with min. 1 pcf EPS board and min. 2-inch thick top coat	GAFGLAS #75 Base Sheet, Tri-Ply #75 Base Sheet, GAFGLAS #80 Ultima Base Sheet, GAFGLAS Stratavent Nailable Venting Base Sheet	Drill-Tec Base Sheet Fastener (1.7 in.) or Drill-Tec Base Sheet Fastener E (1.7 in.)	7-inch o.c. at min. 3-inch side laps and 7-inch o.c. at two (2) equally spaced staggered center rows.	SBS-CA	SBS-CA	-75.0
HYBRID HOT/COLD-APPLIED SYSTEMS:								

**TABLE 4c: LIGHTWEIGHT INSULATING CONCRETE OVER STEEL OR STRUCTURAL CONCRETE DECKS - NEW CONSTRUCTION OR REROOF (TEAR-OFF)
SYSTEM TYPE E-2: NON-INSULATED, MECHANICALLY FASTENED BASE SHEET, BONDED ROOF COVER**

SEE [TABLE 1.10](#) FOR VAPOR BARRIER OPTIONS

System No.	Deck (Note 1)†	Lightweight Concrete (Note 14)	Base Sheet			Roof Cover (Note 15)		MDP (psf)
			Type	Fastener (Note 11)	Attachment	Base Ply	Cap Ply	
LWC-15.	Min. 22 ga., type B, Grade 33 steel; 6 ft spans; 5/8" puddle welds with washers at 6" o.c. or min. 2,500 psi structural concrete	Celcore Cellular Concrete (min. 300 psi) with min. 1 pcf EPS board and min. 2-inch thick top coat	GAFGLAS #75 Base Sheet, Tri-Ply #75 Base Sheet, GAFGLAS #80 Ultima Base Sheet, GAFGLAS Stratavent Nailable Venting Base Sheet	Drill-Tec Base Sheet Fastener (1.7)	12-inch o.c. at min. 2-inch side laps and 12-inch o.c. at three equally spaced staggered center rows.	BP-AA or SBS-AA	SBS-CA1	-45.0
LWC-16.	Min. 22 ga., type B, Grade 33 steel; 6 ft spans; 5/8" puddle welds with washers at 6" o.c. or min. 2,500 psi structural concrete	Celcore Cellular Concrete (min. 300 psi) with min. 1 pcf EPS board and min. 2-inch thick top coat	GAFGLAS #75 Base Sheet, Tri-Ply #75 Base Sheet, GAFGLAS #80 Ultima Base Sheet, GAFGLAS Stratavent Nailable Venting Base Sheet	Drill-Tec Base Sheet Fastener (1.7)	9-inch o.c. at min. 2-inch side laps and 9-inch o.c. at two equally spaced staggered center rows.	BP-AA or SBS-AA	SBS-CA1	-45.0
LWC-17.	Min. 22 ga., type B, Grade 33 steel; 6 ft spans; 5/8" puddle welds with washers at 6" o.c. or min. 2,500 psi structural concrete	Celcore Cellular Concrete (min. 300 psi) with min. 1 pcf EPS board and min. 2-inch thick top coat	GAFGLAS #75 Base Sheet, Tri-Ply #75 Base Sheet, GAFGLAS #80 Ultima Base Sheet, GAFGLAS Stratavent Nailable Venting Base Sheet	Drill-Tec Base Sheet Fastener (1.7)	7.5-inch o.c. at min. 2-inch side laps and 7.5-inch o.c. at one center row.	BP-AA or SBS-AA	SBS-CA1	-45.0
LWC-18.	Min. 22 ga., type B, Grade 33 steel; 6 ft spans; 5/8" puddle welds with washers at 6" o.c. or min. 2,500 psi structural concrete	Celcore Cellular Concrete (min. 300 psi) with min. 1 pcf EPS board and min. 2-inch thick top coat	GAFGLAS #75 Base Sheet, Tri-Ply #75 Base Sheet, GAFGLAS #80 Ultima Base Sheet, GAFGLAS Stratavent Nailable Venting Base Sheet	Drill-Tec Base Sheet Fastener (1.7)	9-inch o.c. at min. 3-inch side laps and 18-inch o.c. at two equally spaced staggered center rows.	BP-AA or SBS-AA	SBS-CA1	-45.0
LWC-19.	Min. 22 ga., type B, Grade 33 steel; 5 ft spans; 5/8" puddle welds with washers at 6" o.c. or min. 2,500 psi structural concrete	Celcore Cellular Concrete (min. 300 psi) with min. 1 pcf EPS board and min. 2-inch thick top coat	GAFGLAS #75 Base Sheet, Tri-Ply #75 Base Sheet, GAFGLAS #80 Ultima Base Sheet, GAFGLAS Stratavent Nailable Venting Base Sheet	Drill-Tec Base Sheet Fastener (1.7)	7-inch o.c. at min. 3-inch side laps and 7-inch o.c. at two equally spaced staggered center rows.	BP-AA or SBS-AA	SBS-CA1	-75.0
ELASTIZELL (NOA 18-0208.03):								
LWC-20.	Min. 22 ga. type B, Grade 33 vented steel; 6 ft spans, attached 6" o.c. or min. 2,500 psi structural concrete	Elastizell Range II (min. 200 psi) with min. 1 pcf EPS board and min. 2-inch thick top coat	GAFGLAS Stratavent Nailable Venting Base Sheet	Drill-Tec Base Sheet Fastener (1.7 in.) or Drill-Tec Base Sheet Fastener E (1.7 in.)	9-inch o.c. at min. 2-inch laps and 18-inch o.c. in two (2), equally spaced, staggered center rows	SBS-TA	SBS-TA	-45.0
MEARLCRETE (NOA 19-0729.03):								
CONVENTIONAL SYSTEMS:								
LWC-21.	Min. 22 ga. type B, Grade 33 vented steel; 6 ft spans, attached 6" o.c. or min. 2,500 psi structural concrete	Mearlcrete (min. 300 psi) with min. 1 pcf EPS board and min. 2-inch thick top coat	Ruberoid Mop Plus Granule (granules down)	Drill-Tec Locking Impact Nail	6-inch o.c. at min. 4-inch side laps and 9-inch o.c. in two, equally spaced staggered center rows.	(Optional) BP-AA, SBS-AA, SBS-TA or APP-TA	SBS-AA, SBS-TA or APP-TA	-45.0

TABLE 4c: LIGHTWEIGHT INSULATING CONCRETE OVER STEEL OR STRUCTURAL CONCRETE DECKS - NEW CONSTRUCTION OR REROOF (TEAR-OFF)
SYSTEM TYPE E-2: NON-INSULATED, MECHANICALLY FASTENED BASE SHEET, BONDED ROOF COVER
 SEE [NOTE 10](#) FOR VAPOR BARRIER OPTIONS

System No.	Deck (Note 1)†	Lightweight Concrete (Note 14)	Base Sheet			Roof Cover (Note 15)		MDP (psf)
			Type	Fastener (Note 11)	Attachment	Base Ply	Cap Ply	
LWC-22.	Min. 22 ga. type B, Grade 33 vented steel; 6 ft spans, attached 6" o.c. or min. 2,500 psi structural concrete	Mearlcrete (min. 300 psi) with min. 1 pcf EPS board and min. 2-inch thick top coat	GAFGLAS #75 Base Sheet, Tri-Ply #75 Base Sheet, GAFGLAS #80 Ultima Base Sheet, GAFGLAS Stratavent Nailable Venting Base Sheet	Drill-Tec Base Sheet Fastener (1.2 in.)	7.5-inch o.c. at min. 4-inch laps and 12-inch o.c. in three, equally spaced, staggered center rows	(Optional) BP-AA, SBS-AA, SBS-TA or APP-TA	SBS-AA, SBS-TA or APP-TA	-52.5
LWC-23.	Min. 22 ga. type B, Grade 33 vented steel; 6 ft spans, attached 6" o.c. or min. 2,500 psi structural concrete	Mearlcrete (min. 300 psi) with min. 1 pcf EPS board and min. 2-inch thick top coat	GAFGLAS #75 Base Sheet, Tri-Ply #75 Base Sheet, GAFGLAS #80 Ultima Base Sheet, GAFGLAS Stratavent Nailable Venting Base Sheet	Drill-Tec Base Sheet Fastener (1.7 in.) or Drill-Tec Base Sheet Fastener E (1.7 in.)	7-inch o.c. at min. 4-inch laps and 7-inch o.c. in two (2), equally spaced, staggered center rows	(Optional) BP-AA, SBS-AA, SBS-TA or APP-TA	SBS-AA, SBS-TA or APP-TA	-52.5
LWC-24.	Structural concrete	Mearlcrete (min. 300 psi) with optional min. 1 pcf Corrugated EPS Holey Board and min. 2-inch thick top coat	GAFGLAS #75 Base Sheet, Tri-Ply #75 Base Sheet, GAFGLAS Stratavent Nailable Venting Base Sheet	Drill-Tec Base Sheet Fastener (1.7)	7-inch o.c. at min. 4-inch laps and 7-inch o.c. in two, equally spaced, staggered center rows	SBS-TA	SBS-TA	-52.5
LWC-25.	Min. 22 ga. type B, Grade 33 vented steel; 6 ft spans, attached 6" o.c. or min. 2,500 psi structural concrete	Mearlcrete (min. 742 psi) min. 2-inch thick top coat	GAFGLAS Flex Ply 6, GAFGLAS FlexPly 6 M	Drill-Tec Base Sheet Fastener (1.2)	7-inch o.c. at min. 4-inch side laps and 7-inch o.c. in two, equally spaced staggered center rows.	(Optional) BP-AA, SBS-AA	SBS-AA (polyester reinforced, D6164 only)	-52.5
SELF-ADHERING BASE PLY:								
LWC-26.	Min. 22 ga. type B, Grade 33 vented steel; 6 ft spans, attached 6" o.c. or min. 2,500 psi structural concrete	Mearlcrete (min. 300 psi) with min. 1 pcf EPS board and min. 2-inch thick top coat	StormSafe Anchor Sheet	Drill-Tec Base Sheet Fastener (1.2 in.)	7.5-inch o.c. at min. 4-inch laps and 12-inch o.c. in three, equally spaced, staggered center rows	(Optional) SBS-SA	SBS-SA	-52.5
PRE-EXISTENT CELLULAR LIGHTWEIGHT CONCRETE:								
CONVENTIONAL SYSTEMS:								
LWC-27.	Min. 22 ga. type B, Grade 33 steel; 6'-6" spans, attached 6" o.c. or min. 2,500 psi structural concrete	Min 250-300 psi pre-existent cellular LWC with min. 1 pcf EPS board and min. 2-inch thick top coat	Ruberoid Mop Smooth	#14 HD Drill-Tec fasteners and 2" Drill-Tec Double-Barbed Round Steel Plate (MCRF ≥ 154 lbf)	Fasten through LWC to structural deck 6-inch o.c. within 4-inch heat welded side laps	(Optional) SBS-TA	SBS-TA	-52.5
LWC-28.	Min. 22 ga. type BV, Grade 33 steel; 6 ft spans, 5/8" puddle welds 6" o.c. or min. 2,500 psi structural concrete	Min. 340 psi, min. 2-inch thick pre-existent cellular lightweight insulating concrete; Note: To qualify the pre-existent LWIC under this assembly, the selected fastener shall achieve MCRF of 60 lbf or greater when tested per Note 11 .	GAFGLAS #75 Base Sheet, Tri-Ply #75 Base Sheet, GAFGLAS #80 Ultima Base Sheet, GAFGLAS Stratavent Nailable Venting Base Sheet, Ruberoid 20 Smooth	Drill-Tec Base Sheet Fastener (1.7 in.), Drill-Tec Base Sheet Fastener E (1.7 in.) or Drill-Tec Locking Impact Nail	7-inch o.c. at min. 4-inch side laps and 7-inch o.c. in two (2), equally spaced staggered center rows.	SBS-AA, SBS-TA	SBS-AA, SBS-TA, APP-TA	-52.5

**TABLE 4c: LIGHTWEIGHT INSULATING CONCRETE OVER STEEL OR STRUCTURAL CONCRETE DECKS - NEW CONSTRUCTION OR REROOF (TEAR-OFF)
SYSTEM TYPE E-2: NON-INSULATED, MECHANICALLY FASTENED BASE SHEET, BONDED ROOF COVER**

SEE [TABLE 1.10](#) FOR VAPOR BARRIER OPTIONS

System No.	Deck (Note 1) ‡	Lightweight Concrete (Note 14)	Base Sheet			Roof Cover (Note 15)		MDP (psf)
			Type	Fastener (Note 11)	Attachment	Base Ply	Cap Ply	
LWC-29.	Min. 22 ga. type BV, Grade 33 steel; 6 ft spans, 5/8" puddle welds 6" o.c. or min. 2,500 psi structural concrete	Min 200 psi pre-existent cellular LWC	Ruberoid Mop Smooth	Drill-Tec XHD Fastener with Drill-Tec Eyehook AccuSeam Plate, Drill-Tec 2-3/8 in. Barbed XHD Plate, Dekfast Galvalume Steel Round 2-3/8" 20-Ga. Barbed Plate or Trufast 2.4" Barbed Metal Seam Plate (MCRF ≥ 345 lbf)	<u>Fasten through LWC to structural deck</u> 12-inch o.c. within 5-inch wide, torched or heat-welded side laps	(Optional) SBS-TA	SBS-TA	-60.0
LWC-30.	Min. 22 ga. type BV, Grade 33 steel; 6 ft spans, 5/8" puddle welds 6" o.c. or min. 2,500 psi structural concrete	Min 200 psi pre-existent cellular LWC	Ruberoid HW Smooth	Drill-Tec XHD Fastener with Drill-Tec 2-3/8 in. Barbed XHD Plate or Trufast 2.4" Barbed Metal Seam Plate (MCRF ≥ 345 lbf)	<u>Fasten through LWC to structural deck</u> 12-inch o.c. within 5-inch wide, torched or heat-welded side laps	(Optional) SBS-TA	SBS-TA	-60.0
LWC-31.	Min. 22 ga. type B, Grade 33 steel; 6 ft spans, attached 6" o.c. or min. 2,500 psi structural concrete	Min 250-300 psi pre-existent cellular LWC with min. 1 pcf EPS board and min. 2-inch thick top coat	GAFGLAS Flex Ply 6, GAFGLAS FlexPly 6 M	Note 2	<u>Fasten through LWC to structural deck</u> 12-inch o.c. at 4-inch side laps and 12-inch o.c. in two, equally spaced staggered center rows.	(Optional) BP-AA, SBS-AA	SBS-AA, SBS-TA	-67.5
LWC-32.	Min. 22 ga., type BV, Grade 40; 6 ft spans; 5/8" puddle welds or #12 HWH Tek 5 screws 6" o.c. or min. 2,500 psi structural concrete	Re-Roof Only: Min. 210 psi, min. 2-inch thick pre-existent cellular lightweight insulating concrete; Note: To qualify the pre-existent LWIC under this assembly, the selected fastener shall achieve MCRF of 95 lbf or greater when tested per Note 11 .	Ruberoid 20 Smooth	Drill-Tec Base Sheet Fastener (1.7 in.) or Drill-Tec Base Sheet Fastener E (1.7 in.), Drill-Tec Locking Impact Nail	7-inch o.c. at min. 4-inch laps and 7-inch o.c. in two, equally spaced, staggered center rows	Ruberoid HW 25 Smooth or Ruberoid HW Smooth, torch applied	SBS-TA, APP-TA	-82.5
LWC-33.	Min. 22 ga., type BV, Grade 40; 6 ft spans; 5/8" puddle welds or #12 HWH Tek 5 screws 6" o.c. or min. 2,500 psi structural concrete	Re-Roof Only: Min. 210 psi, min. 2-inch thick pre-existent cellular lightweight insulating concrete; Note: To qualify the pre-existent LWIC under this assembly, the selected fastener shall achieve MCRF of 95 lbf or greater when tested per Note 11 .	GAFGLAS #80 Ultima Base Sheet or GAFGLAS Stratavent Nailable Venting Base Sheet	Drill-Tec Base Sheet Fastener (1.7 in.), Drill-Tec Locking Impact Nail	7-inch o.c. at min. 4-inch laps and 7-inch o.c. in two, equally spaced, staggered center rows	Ruberoid HW 25 Smooth or Ruberoid HW Smooth, torch applied	SBS-TA, APP-TA	-82.5
LWC-34.	Min. 22 ga. type B, Grade 33 steel; 5-ft spans, attached 6" o.c. or min. 2,500 psi structural concrete	Min 250 psi pre-existent cellular LWC with optional min. 1 pcf EPS board and min. 2-inch thick top coat.	Ruberoid HW Granule (granules down)	Note 2 (MCRF ≥ 192 lbf)	<u>Fasten through LWC to structural deck</u> 12-inch o.c. at 4-inch side laps and 12-inch o.c. in two, equally spaced staggered center rows.	(Optional) SBS-TA	SBS-TA (polyester, D6164 only)	-97.5

‡ NOTE: For steel deck application where specific deck attachment is not referenced, 'as-tested' attachment was not less than 5/8" puddle welds with weld-washers or #12 HWH Tek 5 screws spaced 6" o.c. Note 1.

TABLE 4D: LIGHTWEIGHT CONCRETE OVER STEEL CONCRETE DECKS – NEW CONSTRUCTION OR REROOF (TEAR-OFF)
SYSTEM TYPE E-1: THERMAL BARRIER TO DECK, VAPOR BARRIER TO THERMAL BARRIER, LWC TO VAPOR BARRIER, NON-INSULATED, MECHANICALLY ATTACHED BASE SHEET, BONDED ROOF COVER

System No.	Deck (Note 1)	Thermal Barrier			Vapor Barrier	Lightweight Concrete (Note 14)	Base Sheet			Roof Cover (Note 15)		MDP (psf)
		Type	Fasten (Note 2, Note 11)	Attach			Base	Fasten	Spacing	Base Ply	Cap	
MEARLCRETE (NOA 19-0729.03):												
LWC-35.	Min. 22 ga. type BV, Grade 33 steel; 6 ft spans; #12 HWH Tek 5 screws, 6" o.c.	Min. 0.5-inch DensDeckPrime or SECUROCK Gypsum-Fiber Roof Board	Note 2	1 per 1.6 ft ²	SBS-TA	Min. 300 psi, min. 2-inch thick Mearlcrete	GAFGLAS #75 Base Sheet, Tri-Ply #75 Base Sheet, GAFGLAS #80 Ultima Base Sheet, GAFGLAS Stratavent Nailable Venting Base Sheet	Drill-Tec Base Sheet Fastener (1.7 in.) or Drill-Tec Base Sheet Fastener E (1.7 in.)	7-inch o.c. at min. 4-inch laps and 7-inch o.c. in two (2), equally spaced, staggered center rows	(Optional) BP-AA, SBS-AA, SBS-TA or APP-TA	SBS-AA, SBS-TA or APP-TA	-52.5
PRE-EXISTENT CELLULAR LIGHTWEIGHT CONCRETE:												
LWC-36.	Min. 22 ga. type BV, Grade 33 steel; 6 ft spans; #12 HWH Tek 5 screws, 6" o.c.	Min. 0.5-inch DensDeckPrime or SECUROCK Gypsum-Fiber Roof Board	Note 2	1 per 1.6 ft ²	SBS-TA	Min. 340 psi, min. 2-inch thick pre-existent cellular lightweight insulating concrete; Note: To qualify the pre-existent LWIC under this assembly, the selected fastener shall achieve MCRF of 60 lbf or greater when tested per Note 11.	GAFGLAS #75 Base Sheet, Tri-Ply #75 Base Sheet, GAFGLAS #80 Ultima Base Sheet, GAFGLAS Stratavent Nailable Venting Base Sheet, Ruberoid 20 Smooth	Drill-Tec Base Sheet Fastener (1.7 in.), Drill-Tec Base Sheet Fastener E (1.7 in.) or Drill-Tec Locking Impact Nail	7-inch o.c. at min. 4-inch laps and 7-inch o.c. in two (2), equally spaced staggered center rows.	SBS-AA, SBS-TA	SBS-AA, SBS-TA, APP-TA	-52.5

TABLE 4E: LIGHTWEIGHT INSULATING CONCRETE OVER STRUCTURAL CONCRETE DECKS - NEW CONSTRUCTION OR REROOF (TEAR-OFF)
SYSTEM TYPE F: NON-INSULATED, BONDED ROOF COVER
 SEE [NOTE 10A](#) FOR VAPOR BARRIER OPTIONS

System No.	Deck (Note 1)	Lightweight Concrete (Note 14)	Primer	Roof Cover (Note 15)			MDP (psf)
				Base Ply	Ply	Cap Ply	
CELCORE (NOA 18-0717.05):							
LWC-37.	Structural concrete	Min. 250-300 psi Celcore Cellular Concrete	Matrix 307 Premium Asphalt Primer or ASTM D41 primer	SBS-SA	None	SBS-TA	-52.5*
LWC-38.	Structural concrete	Min. 250-300 psi Celcore Cellular Concrete	TOPCOAT PRECOTE	SBS-SA	None	SBS-TA	-100.0*
ELASTIZELL (NOA 18-0208.03):							
LWC-39.	Structural concrete	Min. 250-300 psi Elastizell Lightweight Insulating Concrete	Matrix 307 Premium Asphalt Primer or ASTM D41 primer	SBS-SA	None	SBS-SA	-137.5*

**TABLE 5A: CEMENTITIOUS WOOD FIBER DECKS - REROOF (TEAR-OFF)
SYSTEM TYPE A-1: BONDED INSULATION, BONDED ROOF COVER**

System No.	Deck (Note 1, Note 12)	Base Insulation Layer		Top Insulation Layer		Roof Cover (Note 15)			MDP (psf)
		Type	Attach (Notes 6,7,8)	Type	Attach (Notes 6,7,8)	Base Ply	Ply	Cap Ply	
CONVENTIONAL SYSTEMS:									
CWF-1.	Existing Tectum (re-roof only)	Min. 1.5-inch EnergyGuard RA, EnergyGuard RH, EnergyGuard RN	OB500	Min. 0.5-inch Structodek High Density Fiberboard Roof Insulation	OB500	BP-AA, SBS-AA	(Optional) One or more BP-AA, SBS-AA, SBS-TA or APP-TA	SBS-AA, SBS-TA or APP-TA	-45.0*
CWF-2.	Existing Tectum (re-roof only)	Min. 1.5-inch EnergyGuard RA, EnergyGuard RH, EnergyGuard RN	OB500	Min. 0.25-inch DensDeck, DensDeck Prime or SECUROCK Gypsum-Fiber Roof Board	OB500	BP-AA, SBS-AA, SBS-TA or APP-TA	(Optional) One or more BP-AA, SBS-AA, SBS-TA or APP-TA	SBS-AA, SBS-TA or APP-TA	-45.0*
SELF-ADHERING BASE PLY:									
CWF-3.	Existing Tectum (re-roof only)	Min. 1.5-inch EnergyGuard RA, EnergyGuard RH, EnergyGuard RN	OB500	Min. 0.25-inch DensDeck, DensDeck Prime or SECUROCK Gypsum-Fiber Roof Board	OB500	SBS-SA	(Optional) SBS-TA or APP-TA	SBS-TA or APP-TA	-45.0*

**TABLE 5B: CEMENTITIOUS WOOD FIBER DECKS – NEW CONSTRUCTION OR REROOF (TEAR-OFF)
SYSTEM TYPE B-3: MECHANICALLY ATTACHED ANCHOR SHEET, BONDED INSULATION, BONDED ROOF COVER**

System No.	Deck (Note 1)	Anchor Sheet			Base Insulation		Top Insulation		Roof Cover (Note 15)			MDP (psf)
		Type	Fastener (Note 11)	Attach	Type	Attach (Notes 6,7,8)	Type	Attach (Notes 6,7,8)	Base Ply	Ply	Cap Ply	
CONVENTIONAL SYSTEMS:												
CWF-4.	Existing Tectum (re-roof only)	GAFGLAS #75 Base Sheet, Tri-Ply #75 Base Sheet, #80 Ultima Base Sheet, Stratavent Nailable Venting Base Sheet, Ruberoid 20 Smooth, Mop Smooth	Min. 1.8-inch Drill-Tec Locking Impact Nail	9-inch o.c. at the 3-inch lap and 18-inch o.c. in two, equally spaced, staggered center rows	(Optional) Min. 1-inch EnergyGuard	Hot asphalt	Min. 0.25-inch DensDeck, DensDeck Prime or SECUROCK Gypsum-Fiber Roof Board	Hot asphalt	BP-AA, SBS-AA, SBS-TA, APP-TA	(Optional) BP-AA, SBS-AA, SBS-TA, APP-TA	SBS-TA, APP-TA	-45.0*
CWF-5.	Existing Tectum (re-roof only)	GAFGLAS #75 Base Sheet, Tri-Ply #75 Base Sheet, #80 Ultima Base Sheet, Stratavent Nailable Venting Base Sheet, Ruberoid 20 Smooth, Mop Smooth	Min. 1.8-inch Drill-Tec Locking Impact Nail	9-inch o.c. at the 3-inch lap and 18-inch o.c. in two, equally spaced, staggered center rows	(Optional) Min. 1-inch EnergyGuard	Hot asphalt	Min. 0.5-inch Structodek High Density Fiberboard Roof Insulation or min. 0.75-inch EnergyGuard Perlite Roof Insulation (homogeneous)	Hot asphalt	BP-AA, SBS-AA	(Optional) BP-AA, SBS-AA, SBS-TA, APP-TA	SBS-TA, APP-TA	-45.0*

TABLE 5B: CEMENTITIOUS WOOD FIBER DECKS – NEW CONSTRUCTION OR REROOF (TEAR-OFF)
SYSTEM TYPE B-3: MECHANICALLY ATTACHED ANCHOR SHEET, BONDED INSULATION, BONDED ROOF COVER

System No.	Deck (Note 1)	Anchor Sheet			Base Insulation		Top Insulation		Roof Cover (Note 15)			MDP (psf)
		Type	Fastener (Note 11)	Attach	Type	Attach (Notes 6,7,8)	Type	Attach (Notes 6,7,8)	Base Ply	Ply	Cap Ply	
CFW-6.	Min. 2-inch Tectum I Plank; 3 ft span; OMG 2" Galvalume Plate and Drill-Tec Purlin Fastener; 2 parts per bearing	GAFGLAS #75 Base Sheet, Tri-Ply #75 Base Sheet, #80 Ultima Base Sheet, Stratavent Nailable Venting Base Sheet, Ruberoid 20 Smooth, Mop Smooth	Min. 1.8-inch Drill-Tec Locking Impact Nail	6-inch o.c. at the 4-inch lap and 6-inch o.c. in two, equally spaced, staggered center rows	Min. 1-inch EnergyGuard Polyiso Insulation	Hot asphalt	Min. 0.75-inch EnergyGuard Perlite Roof Insulation (homogeneous), min. 0.5-inch Structodek High Density Fiberboard Roof Insulation or EnergyGuard Perlite Recover Board or min. 0.25-inch SECUROCK Gypsum-Fiber Roof Board	Hot asphalt	BP-AA, SBS-AA	(Optional) BP-AA, SBS-AA	SBS-AA	-60.0
CFW-7.	Min. 2-inch Tectum I Plank; 3 ft span; OMG 2" Galvalume Plate and Drill-Tec Purlin Fastener; 2 parts per bearing	GAFGLAS #75 Base Sheet, Tri-Ply #75 Base Sheet, #80 Ultima Base Sheet, Stratavent Nailable Venting Base Sheet, Ruberoid 20 Smooth, Mop Smooth	Min. 1.8-inch Drill-Tec Locking Impact Nail	6-inch o.c. at the 4-inch lap and 6-inch o.c. in two, equally spaced, staggered center rows	Min. 1-inch EnergyGuard Polyiso Insulation	Hot asphalt	Min. 0.25-inch SECUROCK Gypsum-Fiber Roof Board	Hot asphalt	SBS-TA or APP-TA	(Optional) SBS-TA or APP-TA	SBS-TA or APP-TA	-60.0

TABLE 5C: CEMENTITIOUS WOOD FIBER DECKS – NEW CONSTRUCTION OR REROOF (TEAR-OFF)
SYSTEM TYPE E-2: NON-INSULATED, MECHANICALLY FASTEDED BASE SHEET, BONDED ROOF COVER

System No.	Deck (Note 1)	Base Sheet			Roof Cover (Note 15)		MDP (psf)
		Type	Fastener (Note 11)	Attachment	Base Ply	Cap Ply	
CONVENTIONAL SYSTEMS:							
CFW-8.	Existing Tectum (re-roof only)	GAFGLAS #75 Base Sheet, Tri-Ply #75 Base Sheet, #80 Ultima Base Sheet, Stratavent Nailable Venting Base Sheet, Ruberoid 20 Smooth, Mop Smooth	Min. 1.8-inch Drill-Tec Locking Impact Nail	9-inch o.c. at the 3-inch lap and 18-inch o.c. in two, equally spaced, staggered center rows	BP-AA, SBS-AA	SBS-AA, SBS-TA or APP-TA	-45.0*
CFW-9.	Existing Tectum (re-roof only)	Ruberoid 20 Smooth	Drill-Tec LD Fastener and Drill-Tec LD Plate	9-inch o.c. at the 4-inch lap and 12-inch o.c. in two, equally spaced, staggered center rows	(Optional) BP-AA, SBS-AA or SBS-TA	SBS-AA or SBS-TA	-60.0
CFW-10.	Existing Tectum (re-roof only)	Ruberoid HW 25 Smooth	Drill-Tec LD Fastener and Drill-Tec LD Plate	9-inch o.c. at the 4-inch lap and 12-inch o.c. in two, equally spaced, staggered center rows	(Optional) SBS-TA	SBS-TA	-60.0
CFW-11.	Existing Tectum (re-roof only)	GAFGLAS Ply 4, GAFGLAS Ply 4 M, Tri-Ply Ply 4, GAFGLAS Flex Ply 6, GAFGLAS FlexPly 6 M, GAFGLAS #80 Ultima Base Sheet, GAFGLAS Stratavent Nailable Venting Base Sheet or Ruberoid 20 Smooth	Drill-Tec LD Fastener and Drill-Tec LD Plate	7-inch o.c. at the 4-inch lap and 7-inch o.c. in two, equally spaced, staggered center rows	(Optional) BP-AA, SBS-AA or SBS-TA	SBS-AA or SBS-TA	-67.5

**TABLE 5c: CEMENTITIOUS WOOD FIBER DECKS – NEW CONSTRUCTION OR REROOF (TEAR-OFF)
SYSTEM TYPE E-2: NON-INSULATED, MECHANICALLY FASTEDED BASE SHEET, BONDED ROOF COVER**

System No.	Deck (Note 1)	Base Sheet			Roof Cover (Note 15)		MDP (psf)
		Type	Fastener (Note 11)	Attachment	Base Ply	Cap Ply	
CWF-12.	Existing Tectum (re-roof only)	Ruberoid HW 25 Smooth	Drill-Tec LD Fastener and Drill-Tec LD Plate	7-inch o.c. at the 4-inch lap and 7-inch o.c. in two, equally spaced, staggered center rows	(Optional) SBS-TA	SBS-TA	-67.5
CWF-13.	Min. 2-inch Tectum I Plank; 3 ft span; OMG 2" Galvalume Plate and Drill-Tec Purlin Fastener; 2 parts per bearing	GAFGLAS #75 Base Sheet, Tri-Ply #75 Base Sheet, #80 Ultima Base Sheet, Stratavent Nailable Venting Base Sheet, Ruberoid 20 Smooth, Mop Smooth	Min. 1.8-inch Drill-Tec Locking Impact Nail	6-inch o.c. at the 4-inch lap and 6-inch o.c. in two, equally spaced, staggered center rows	(Optional) SBS-AA or SBS-TA	SBS-AA or SBS-TA	-75.0
HYBRID HOT/COLD-APPLIED SYSTEMS:							
CWF-14.	Existing Tectum (re-roof only)	GAFGLAS #75 Base Sheet, Tri-Ply #75 Base Sheet, GAFGLAS #80 Ultima Base Sheet, GAFGLAS Stratavent Nailable Venting Base Sheet	Min. 1.8-inch Drill-Tec Locking Impact Nail	9-inch o.c. at the 2-inch lap and 9-inch o.c. at two, equally spaced, staggered center rows	BP-AA or SBS-AA	SBS-CA1	-45.0*

TABLE 6A: GYPSUM DECKS – REROOF (TEAR-OFF)
SYSTEM TYPE A-1: BONDED INSULATION, BONDED ROOF COVER

System No.	Deck (Note 1, Note 12)	Base Insulation Layer		Top Insulation Layer		Roof Cover (Note 15)			MDP (psf)
		Type	Attach (Notes 6,7,8)	Type	Attach (Notes 6,7,8)	Base Ply	Ply	Cap Ply	
CONVENTIONAL SYSTEMS:									
G-1.	Existing gypsum deck	Min. 1-inch EnergyGuard Polyiso Insulation, EnergyGuard RA, EnergyGuard RH, EnergyGuard RN	OB500	Min. 0.25-inch DensDeck Prime or SECUROCK Gypsum-Fiber Roof Board	OB500	SBS-TA or APP-TA	(Optional) SBS-TA or APP-TA	SBS-TA or APP-TA	-190.0*
SELF-ADHERING BASE PLY:									
G-2.	Existing gypsum deck	Min. 1-inch EnergyGuard Polyiso Insulation or EnergyGuard RH	OB500	(Optional) Additional layer(s) of base insulation	OB500	SBS-SA	None	SBS-SA	-87.5*
G-3.	Existing gypsum deck	Min. 1-inch EnergyGuard Polyiso Insulation, EnergyGuard RA, EnergyGuard RH, EnergyGuard RN	OB500	Min. 0.25-inch SECUROCK Gypsum-Fiber Roof Board	OB500	SBS-SA	(Optional) SBS-TA, APP-TA	SBS-TA, APP-TA	-105.0*
G-4.	Existing gypsum deck	Min. 1-inch EnergyGuard Polyiso Insulation or EnergyGuard RN	OB500	(Optional) Additional layer(s) of base insulation	OB500	SBS-SA	(Optional) SBS-TA, APP-TA	SBS-TA, APP-TA	-147.5*

TABLE 6B: GYPSUM DECKS – REROOF (TEAR-OFF)
SYSTEM TYPE B-3: MECHANICALLY ATTACHED ANCHOR SHEET, BONDED INSULATION, BONDED ROOF COVER

System No.	Deck (Note 1)	Anchor Sheet			Base Insulation		Top Insulation		Roof Cover (Note 15)			MDP (psf)
		Type	Fastener (Note 11)	Attach	Type	Attach (Notes 6,7,8)	Type	Attach (Notes 6,7,8)	Base Ply	Ply	Cap Ply	
G-5.	Existing gypsum deck	GAFGLAS #75 Base Sheet, Tri-Ply #75 Base Sheet, GAFGLAS #80 Ultima Base Sheet, GAFGLAS Stratavent Nailable Venting Base Sheet	Min. 1.8-inch Drill-Tec Locking Impact Nail or Drill-Tec Base Sheet Fastener (1.2 in) (MCRF \geq 105 lbf)	9-inch o.c. at the 2-inch lap and 18-inch o.c. in two, equally spaced, staggered center rows	Min. 1.5-inch EnergyGuard RA, EnergyGuard RH, EnergyGuard RN	Hot asphalt	Min. 0.5-inch EnergyGuard Perlite Recover Board or min. 0.75-inch EnergyGuard Perlite Roof Insulation (homogeneous)	Hot asphalt	BP-AA or SBS-AA	BP-AA, SBS-AA	SBS-AA or SBS-TA	-45.0*
G-6.	Existing gypsum deck	GAFGLAS Stratavent Nailable Venting Base Sheet	Min. 1.8-inch Drill-Tec Locking Impact Nail (MCRF \geq 105 lbf)	9-inch o.c. at the 2-inch lap and 18-inch o.c. in two, equally spaced, staggered center rows	Min. 1.5-inch EnergyGuard RA, EnergyGuard RH, EnergyGuard RN	Hot asphalt	None	N/A	GAFGLAS Stratavent Perforated Venting Base Sheet	Two plies SBS-AA	SBS-AA	-45.0*

TABLE 6c: GYPSUM DECKS - REROOF (TEAR-OFF)
SYSTEM TYPE C-1: MECHANICALLY ATTACHED INSULATION, BONDED ROOF COVER

System No.	Deck (Note 1)	Base Insulation Layer (Note 3, Note 13)	Top Insulation Layer			Roof Cover (Note 15)			MDP (psf)
			Type	Fastener (Note 11)	Attach	Base Ply	Ply	Cap Ply	
G-7.	Existing gypsum deck	(Optional) One or more layers, any combination, loose laid	Min. 0.75-inch EnergyGuard Perlite Roof Insulation (homogeneous)	Drill-Tec Polymer Gyptec Fastener with Drill-Tec Gyptec Plate (MCRF \geq 166 lbf)	1 per 1.3 ft2	BP-AA or SBS-AA	(Optional) BP-AA, SBS-AA or SBS-TA	SBS-AA or SBS-TA	-62.5*

TABLE 6D: GYPSUM DECKS - REROOF (TEAR-OFF)
SYSTEM TYPE E-2: NON-INSULATED, MECHANICALLY FASTENED BASE SHEET, BONDED ROOF COVER

System No.	Deck (Note 1)	Base Sheet			Roof Cover (Note 15)		MDP (psf)
		Type	Fastener (Note 11)	Attachment	Base Ply	Cap Ply	
CONVENTIONAL SYSTEMS:							
G-8.	Existing gypsum deck	GAFGLAS Stratavent Nailable Venting Base Sheet	Drill-Tec Locking Impact Nail (MCRF \geq 105 lbf)	9-inch o.c. at min. 2-inch laps and 18-inch o.c. in two, equally spaced, staggered center rows	BP-AA, SBS-AA	SBS-AA, SBS-TA or APP-TA	-45.0*
G-9.	Existing gypsum deck	GAFGLAS #75 Base Sheet, Tri-Ply #75 Base Sheet	Drill-Tec Base Sheet Fastener (1.2 in.) (MCRF \geq 105 lbf)	9-inch o.c. at min. 2-inch laps and 18-inch o.c. in two, equally spaced, staggered center rows	SBS-TA	SBS-TA	-45.0*
G-10.	Existing gypsum deck	GAFGLAS #75 Base Sheet, Tri-Ply #75 Base Sheet, GAFGLAS #80 Ultima Base Sheet or GAFGLAS Stratavent Nailable Venting Base Sheet	Drill-Tec Base Sheet Fastener (1.2 in.) (MCRF \geq 93 lbf)	9-inch o.c. at min. 2-inch laps and 12-inch o.c. in two, equally spaced, staggered center rows	(Optional) BP-AA, SBS-AA, SBS-TA or APP-TA	SBS-AA, SBS-TA or APP-TA	-50.0*
G-11.	Existing gypsum deck	Ruberoid 20 Smooth	Drill-Tec LD Fastener and Drill-Tec LD Plate (MCRF \geq 106 lbf)	9-inch o.c. at the 4-inch lap and 12-inch o.c. in two, equally spaced, staggered center rows	(Optional) BP-AA, SBS-AA or SBS-TA	SBS-AA or SBS-TA	-60.0
G-12.	Existing gypsum deck	Ruberoid HW 25 Smooth	Drill-Tec LD Fastener and Drill-Tec LD Plate (MCRF \geq 106 lbf)	9-inch o.c. at the 4-inch lap and 12-inch o.c. in two, equally spaced, staggered center rows	(Optional) SBS-TA	SBS-TA	-60.0
G-13.	Existing gypsum deck	GAFGLAS #75 Base Sheet, Tri-Ply #75 Base Sheet, GAFGLAS #80 Ultima Base Sheet or GAFGLAS Stratavent Nailable Venting Base Sheet	Drill-Tec Base Sheet Fastener (1.2 in.) (MCRF \geq 67 lbf)	9-inch o.c. at min. 2-inch laps and 9-inch o.c. in three, equally spaced, staggered center rows	(Optional) BP-AA, SBS-AA, SBS-TA or APP-TA	SBS-AA, SBS-TA or APP-TA	-57.5*
G-14.	Existing gypsum deck	GAFGLAS Ply 4, GAFGLAS Ply 4 M, Tri-Ply Ply 4, GAFGLAS Flex Ply 6, GAFGLAS FlexPly 6 M, GAFGLAS #80 Ultima Base Sheet, GAFGLAS Stratavent Nailable Venting Base Sheet or Ruberoid 20 Smooth	Drill-Tec LD Fastener and Drill-Tec LD Plate (MCRF \geq 77 lbf)	7-inch o.c. at the 4-inch lap and 7-inch o.c. in two, equally spaced, staggered center rows	(Optional) BP-AA, SBS-AA or SBS-TA	SBS-AA or SBS-TA	-67.5
G-15.	Existing gypsum deck	Ruberoid HW 25 Smooth	Drill-Tec LD Fastener and Drill-Tec LD Plate (MCRF \geq 77 lbf)	7-inch o.c. at the 4-inch lap and 7-inch o.c. in two, equally spaced, staggered center rows	(Optional) SBS-TA	SBS-TA	-67.5
HYBRID HOT/COLD-APPLIED SYSTEMS:							
G-16.	Existing gypsum deck	GAFGLAS #75 Base Sheet, Tri-Ply #75 Base Sheet, GAFGLAS #80 Ultima Base Sheet, GAFGLAS Stratavent Nailable Venting Base Sheet	Drill-Tec Locking Impact Nail (MCRF \geq 105 lbf)	9-inch o.c. at min. 2-inch laps and 18-inch o.c. at two, equally spaced, staggered center rows	BP-AA or SBS-AA	SBS-CA1	-45.0*
G-17.	Existing gypsum deck	GAFGLAS #75 Base Sheet, Tri-Ply #75 Base Sheet, GAFGLAS #80 Ultima Base Sheet, GAFGLAS Stratavent Nailable Venting Base Sheet	Drill-Tec Locking Impact Nail (MCRF \geq 88 lbf)	7.5-inch o.c. at min. 2-inch laps and 7.5-inch o.c. at one center rows	BP-AA or SBS-AA	SBS-CA1	-45.0*

TABLE 7A: RECOVER APPLICATIONS
SYSTEM TYPE A-1: BONDED INSULATION, BONDED ROOF COVER (BASE INSULATION LAYER ONLY)*

^A The reported MDP documents the allowable maximum design pressure of the new insulation and roof cover when installed atop the substrate, irrespective of the deck type (See Note 1) or performance of the substrate (See Note 12). The deck and substrate shall be capable of resisting the project design pressure requirements, not to exceed the noted MDP, to the satisfaction of the Authority Having Jurisdiction.

System No.	Substrate (Note 1, Note 12)	Base Insulation Layer		Roof Cover (Note 15)			MDP (psf) ^A
		Type	Attach (Notes 6,7,8)	Base Ply	Ply	Cap Ply	
CONVENTIONAL SYSTEMS WITH BASE INSULATION LAYER ONLY							
R-1.	Existing asphaltic roof cover	Min. 0.75-inch EnergyGuard Perlite Roof Insulation (homogeneous)	Hot asphalt	BP-AA, SBS-AA	(Optional) One or more BP-AA, SBS-AA, SBS-TA or APP-TA	SBS-AA, SBS-TA or APP-TA	-140.0
R-2.	Existing asphaltic roof cover	Min. 0.5-inch EnergyGuard Perlite Recover Board	Hot asphalt	BP-AA, SBS-AA	(Optional) One or more BP-AA, SBS-AA, SBS-TA or APP-TA	SBS-AA, SBS-TA or APP-TA	-165.0
R-3.	Existing asphaltic roof cover	Min. 0.5-inch Structodek High Density Fiberboard Roof Insulation	Hot asphalt	BP-AA, SBS-AA	(Optional) One or more BP-AA, SBS-AA, SBS-TA or APP-TA	SBS-AA, SBS-TA or APP-TA	-165.0
R-4.	Existing asphaltic roof cover	Min. 1.5-inch EnergyGuard Composite	Hot asphalt	BP-AA, SBS-AA	(Optional) One or more BP-AA, SBS-AA	SBS-AA, SBS-TA or APP-TA	-240.0
R-5.	Existing granule surface cap sheet	Min. 0.25-inch DensDeck Prime or SECUROCK Gypsum-Fiber Roof Board	Hot asphalt	SBS-TA, APP-TA	(Optional) SBS-TA, APP-TA	SBS-TA, APP-TA	-240.0
R-6.	New or existing smooth- or granule-surface asphalt BUR or SBS modified bitumen or granule-surface APP modified bitumen	Min. 0.25-inch DensDeck Prime or SECUROCK Gypsum-Fiber Roof Board	LRF-M Canister	SBS-TA, APP-TA	(Optional) SBS-TA, APP-TA	SBS-TA, APP-TA	-240.0
R-7.	Existing gravel-surfaced BUR, brushed/spudded and vacuumed to remove loose gravel	Min. 0.25-inch DensDeck Prime or SECUROCK Gypsum-Fiber Roof Board	LRF-XF	SBS-TA, APP-TA	(Optional) SBS-TA, APP-TA	SBS-TA, APP-TA	-110.0
R-8.	Existing gravel-surfaced BUR, brushed/spudded and vacuumed to remove loose gravel	Min. 0.25-inch DensDeck Prime or SECUROCK Gypsum-Fiber Roof Board	LRF-XF, 6-inch o.c.	SBS-TA, APP-TA	(Optional) SBS-TA, APP-TA	SBS-TA, APP-TA	-157.5
R-9.	Existing asphaltic roof cover	Min. 0.25-inch SECUROCK Gypsum-Fiber Roof Board	LRF-XF	SBS-TA, APP-TA	(Optional) SBS-TA, APP-TA	SBS-TA, APP-TA	-180.0
R-10.	Existing gravel-surfaced BUR, brushed/spudded and vacuumed to remove loose gravel	Min. 0.25-inch DensDeck Prime or SECUROCK Gypsum-Fiber Roof Board	LRF-XF, 4-inch o.c.	SBS-TA, APP-TA	(Optional) SBS-TA, APP-TA	SBS-TA, APP-TA	-180.0
R-11.	Existing gravel-surfaced BUR, brushed/spudded and vacuumed to remove loose gravel	Min. 0.25-inch DensDeck Prime	LRF-XF, 4-inch o.c.	SBS-TA	(Optional) SBS-TA	SBS-TA	-200.0
R-12.	Existing asphaltic roof cover	Min. 0.25-inch DensDeck Prime	LRF-XF	SBS-TA	(Optional) SBS-TA	SBS-TA	-245.0
R-13.	Existing gravel-surfaced BUR, brushed/spudded and vacuumed to remove loose gravel	Min. 0.5-inch Structodek High Density Fiberboard Roof Insulation	OB500	BP-AA, SBS-AA	(Optional) One or more BP-AA, SBS-AA, SBS-TA or APP-TA	SBS-AA, SBS-TA or APP-TA	-110.0
R-14.	Existing gravel-surfaced BUR, brushed/spudded and vacuumed to remove loose gravel	Min. 0.25-inch DensDeck Prime or SECUROCK Gypsum-Fiber Roof Board	OB500	SBS-TA, APP-TA	(Optional) SBS-TA, APP-TA	SBS-TA, APP-TA	-110.0

TABLE 7A: RECOVER APPLICATIONS
SYSTEM TYPE A-1: BONDED INSULATION, BONDED ROOF COVER (BASE INSULATION LAYER ONLY)*

^A The reported MDP documents the allowable maximum design pressure of the new insulation and roof cover when installed atop the substrate, irrespective of the deck type (See Note 1) or performance of the substrate (See Note 12). The deck and substrate shall be capable of resisting the project design pressure requirements, not to exceed the noted MDP, to the satisfaction of the Authority Having Jurisdiction.

System No.	Substrate (Note 1, Note 12)	Base Insulation Layer		Roof Cover (Note 15)			MDP (psf) ^A
		Type	Attach (Notes 6,7,8)	Base Ply	Ply	Cap Ply	
R-15.	Existing asphaltic roof cover	Min. 0.5-inch Structodek High Density Fiberboard Roof Insulation	OB500	BP-AA, SBS-AA	(Optional) One or more BP-AA, SBS-AA, SBS-TA or APP-TA	SBS-AA, SBS-TA or APP-TA	-120.0
R-16.	Existing asphaltic roof cover	Min. 0.25-inch DensDeck Prime	OB500	SBS-TA	(Optional) One or more SBS-TA	SBS-TA	-120.0
R-17.	Existing gravel-surfaced BUR, brushed/spudded and vacuumed to remove loose gravel	Min. 0.5-inch Structodek High Density Fiberboard Roof Insulation	OB500, 6-inch o.c.	BP-AA, SBS-AA	(Optional) One or more BP-AA, SBS-AA, SBS-TA or APP-TA	SBS-AA, SBS-TA or APP-TA	-157.5
R-18.	Existing gravel-surfaced BUR, brushed/spudded and vacuumed to remove loose gravel	Min. 0.25-inch DensDeck Prime or SECUROCK Gypsum-Fiber Roof Board	OB500, 6-inch o.c.	SBS-TA, APP-TA	(Optional) SBS-TA, APP-TA	SBS-TA, APP-TA	-157.5
R-19.	Existing gravel-surfaced BUR, brushed/spudded and vacuumed to remove loose gravel	Min. 0.5-inch Structodek High Density Fiberboard Roof Insulation	OB500, 4-inch o.c.	BP-AA, SBS-AA	(Optional) One or more BP-AA, SBS-AA, SBS-TA or APP-TA	SBS-AA, SBS-TA or APP-TA	-165.0
R-20.	Existing gravel-surfaced BUR, brushed/spudded and vacuumed to remove loose gravel	Min. 0.25-inch DensDeck Prime or SECUROCK Gypsum-Fiber Roof Board	OB500, 4-inch o.c.	SBS-TA, APP-TA	(Optional) SBS-TA, APP-TA	SBS-TA, APP-TA	-200.0
R-21.	Existing granule surface cap sheet	Min. 0.25-inch DensDeck Prime or SECUROCK Gypsum-Fiber Roof Board	OB500, 6-inch o.c.	SBS-TA, APP-TA	(Optional) SBS-TA, APP-TA	SBS-TA, APP-TA	-240.0
SELF-ADHERING BASE PLY WITH BASE INSULATION LAYER ONLY							
R-22.	Existing asphaltic roof cover	Min. 1.5-inch EnergyGuard Ultra	Hot asphalt	SBS-SA	(Optional) SBS-SA, SBS-TA, APP-TA	SBS-SA, SBS-TA, APP-TA	-90.0
R-23.	Existing asphaltic roof cover	Min. 1.5-inch EnergyGuard RN	Hot asphalt	SBS-SA	(Optional) SBS-SA, SBS-TA, APP-TA	SBS-TA, APP-TA	-210.0
R-24.	Existing asphaltic roof cover	Min. 1.5-inch EnergyGuard RA	Hot asphalt	SBS-SA	(Optional) SBS-SA, SBS-TA, APP-TA	SBS-TA, APP-TA	-217.5
R-25.	Existing smooth-surface BUR	Min. 0.5-inch EnergyGuard Polyiso Insulation, EnergyGuard Ultra	LRF-M, M-OSFA	SBS-SA	(Optional) SBS-TA, APP-TA	SBS-TA, APP-TA	-75.0
R-26.	Existing smooth surfaced BUR or granule surface roof cover	Min. 0.5-inch EnergyGuard RH HD Polyiso Insulation, EnergyGuard HD Polyiso Cover Board, EnergyGuard HD Plus Polyiso Cover Board	LRF-M, M-OSFA	SBS-SA	(Optional) SBS-TA or APP-TA	SBS-TA or APP-TA	-75.0
R-27.	Existing gravel-surfaced BUR, brushed/spudded and vacuumed to remove loose gravel	Min. 0.5-inch EnergyGuard Polyiso Insulation, EnergyGuard Ultra	LRF-M	SBS-SA	(Optional) SBS-TA or APP-TA	SBS-TA or APP-TA	-110.0
R-28.	Existing gravel-surfaced BUR, brushed/spudded and vacuumed to remove loose gravel	Min. 0.5-inch EnergyGuard Polyiso Insulation, EnergyGuard Ultra	LRF-M, 6-inch o.c.	SBS-SA	(Optional) SBS-TA or APP-TA	SBS-TA or APP-TA	-157.5

TABLE 7A: RECOVER APPLICATIONS
SYSTEM TYPE A-1: BONDED INSULATION, BONDED ROOF COVER (BASE INSULATION LAYER ONLY)*

^A The reported MDP documents the allowable maximum design pressure of the new insulation and roof cover when installed atop the substrate, irrespective of the deck type (See Note 1) or performance of the substrate (See Note 12). The deck and substrate shall be capable of resisting the project design pressure requirements, not to exceed the noted MDP, to the satisfaction of the Authority Having Jurisdiction.

System No.	Substrate (Note 1 , Note 12)	Base Insulation Layer		Roof Cover (Note 15)			MDP (psf)* ^A
		Type	Attach (Notes 6,7,8)	Base Ply	Ply	Cap Ply	
R-29.	Existing gravel-surfaced BUR, brushed/spudded and vacuumed to remove loose gravel	Min. 0.5-inch EnergyGuard Polyiso Insulation, EnergyGuard Ultra	LRF-M, 4-inch o.c.	SBS-SA	(Optional) SBS-TA or APP-TA	SBS-TA or APP-TA	-200.0
R-30.	Existing granule-surface BUR or modified bitumen or smooth-surface SBS modified bitumen	Min. 0.5-inch EnergyGuard Polyiso Insulation, EnergyGuard Ultra	LRF-M, M-OSFA	SBS-SA	(Optional) SBS-TA, APP-TA	SBS-TA, APP-TA	-225.0
R-31.	New or existing smooth- or granule-surface asphalt BUR or SBS modified bitumen or granule-surface APP modified bitumen	Min. 0.25-inch SECUROCK Gypsum-Fiber Roof Board	LRF-M Canister	SBS-SA	(Optional) SBS-TA or APP-TA	SBS-TA or APP-TA	-137.5
R-32.	New or existing smooth- or granule-surface asphalt BUR or SBS modified bitumen or granule-surface APP modified bitumen	Min. 1.5-inch EnergyGuard RN	LRF-M Canister	SBS-SA	(Optional) SBS-TA or APP-TA	SBS-TA or APP-TA	-162.5
R-33.	New or existing smooth- or granule-surface asphalt BUR or SBS modified bitumen or granule-surface APP modified bitumen	Min. 1.5-inch EnergyGuard RA or EnergyGuard RH	LRF-M Canister	SBS-SA	(Optional) SBS-SA, SBS-TA, APP-TA	SBS-TA, APP-TA	-217.5
R-34.	New or existing smooth- or granule-surface asphalt BUR or SBS modified bitumen or granule-surface APP modified bitumen	Min. 1.5-inch EnergyGuard Polyiso Insulation	LRF-M Canister	SBS-SA	(Optional) SBS-TA or APP-TA	SBS-TA or APP-TA	-232.5
R-35.	New or existing smooth- or granule-surface asphalt BUR or SBS modified bitumen or granule-surface APP modified bitumen	Min. 0.25-inch SECUROCK Gypsum-Fiber Roof Board primed with Matrix 307 Premium Asphalt Primer or ASTM D41 primer	LRF-M Canister	SBS-SA	(Optional) SBS-TA or APP-TA	SBS-TA or APP-TA	-285.0
R-36.	Existing gravel-surfaced BUR, brushed/spudded and vacuumed to remove loose gravel	Min. 1.5-inch EnergyGuard RA	LRF-XF	SBS-SA	(Optional) SBS-SA, SBS-TA, APP-TA	SBS-TA, APP-TA	-110.0
R-37.	Existing gravel-surfaced BUR, brushed/spudded and vacuumed to remove loose gravel	Min. 1.5-inch EnergyGuard Polyiso Insulation, EnergyGuard Ultra or Min. 0.25-inch SECUROCK Gypsum-Fiber Roof Board	LRF-XF	SBS-SA	(Optional) SBS-TA or APP-TA	SBS-TA or APP-TA	-110.0
R-38.	Existing asphaltic roof cover	Min. 0.25-inch SECUROCK Gypsum-Fiber Roof Board	LRF-XF	SBS-SA	(Optional) SBS-TA or APP-TA	SBS-TA or APP-TA	-120.0
R-39.	Existing asphaltic roof cover	Min. 0.25-inch SECUROCK Gypsum-Fiber Roof Board primed with Matrix 307 Premium Asphalt Primer or ASTM D41 primer	LRF-XF	SBS-SA	(Optional) SBS-TA or APP-TA	SBS-TA or APP-TA	-120.0
R-40.	Existing gravel-surfaced BUR, brushed/spudded and vacuumed to remove loose gravel	Min. 0.25-inch SECUROCK Gypsum-Fiber Roof Board	LRF-XF, 6-inch o.c.	SBS-SA	(Optional) SBS-TA or APP-TA	SBS-TA or APP-TA	-137.5
R-41.	Existing gravel-surfaced BUR, brushed/spudded and vacuumed to remove loose gravel	Min. 1.5-inch EnergyGuard RA	LRF-XF, 6-inch o.c.	SBS-SA	(Optional) SBS-SA, SBS-TA, APP-TA	SBS-TA, APP-TA	-157.5

TABLE 7A: RECOVER APPLICATIONS
SYSTEM TYPE A-1: BONDED INSULATION, BONDED ROOF COVER (BASE INSULATION LAYER ONLY)*

^A The reported MDP documents the allowable maximum design pressure of the new insulation and roof cover when installed atop the substrate, irrespective of the deck type (See Note 1) or performance of the substrate (See Note 12). The deck and substrate shall be capable of resisting the project design pressure requirements, not to exceed the noted MDP, to the satisfaction of the Authority Having Jurisdiction.

System No.	Substrate (Note 1 , Note 12)	Base Insulation Layer		Roof Cover (Note 15)			MDP (psf)* ^A
		Type	Attach (Notes 6,7,8)	Base Ply	Ply	Cap Ply	
R-42.	Existing gravel-surfaced BUR, brushed/spudded and vacuumed to remove loose gravel	Min. 0.25-inch DensDeck primed with Matrix 307 Premium Asphalt Primer or ASTM D41 primer	LRF-XF, 6-inch o.c.	SBS-SA	(Optional) SBS-TA or APP-TA	SBS-TA or APP-TA	-157.5
R-43.	Existing gravel-surfaced BUR, brushed/spudded and vacuumed to remove loose gravel	Min. 1.5-inch EnergyGuard Polyiso Insulation, EnergyGuard Ultra or Min. 0.25-inch SECUROCK Gypsum-Fiber Roof Board primed with Matrix 307 Premium Asphalt Primer or ASTM D41 primer	LRF-XF, 6-inch o.c.	SBS-SA	(Optional) SBS-TA or APP-TA	SBS-TA or APP-TA	-157.5
R-44.	Existing smooth- or granule-surface BUR or modified bitumen	Min. 0.5-inch EnergyGuard Polyiso Insulation, EnergyGuard Ultra	LRF-XF	SBS-SA	(Optional) SBS-TA, APP-TA	SBS-TA, APP-TA	-180.0
R-45.	Existing gravel-surfaced BUR, brushed/spudded and vacuumed to remove loose gravel	Min. 1.5-inch EnergyGuard Polyiso Insulation, EnergyGuard Ultra or Min. 0.25-inch SECUROCK Gypsum-Fiber Roof Board primed with Matrix 307 Premium Asphalt Primer or ASTM D41 primer	LRF-XF, 4-inch o.c.	SBS-SA	(Optional) SBS-TA or APP-TA	SBS-TA or APP-TA	-180.0
R-46.	Existing gravel-surfaced BUR, brushed/spudded and vacuumed to remove loose gravel	Min. 1.5-inch EnergyGuard RA	LRF-XF, 4-inch o.c.	SBS-SA	(Optional) SBS-SA, SBS-TA, APP-TA	SBS-TA, APP-TA	-200.0
R-47.	Existing asphaltic roof cover	Min. 1.5-inch EnergyGuard RA	LRF-XF	SBS-SA	(Optional) SBS-SA, SBS-TA, APP-TA	SBS-TA, APP-TA	-217.5
R-48.	Existing smooth surfaced BUR / APP modified bitumen or granule surface roof cover over structural concrete deck	Min. 0.5-inch EnergyGuard RH HD Polyiso Insulation, EnergyGuard HD Polyiso Cover Board, EnergyGuard HD Plus Polyiso Cover Board	OB500	SBS-SA	(Optional) SBS-TA or APP-TA	SBS-TA or APP-TA	-97.5
R-49.	Existing asphaltic roof cover or gravel-surfaced BUR, brushed/spudded and vacuumed to remove loose gravel	Min 0.5-inch Structodek High Density Fiberboard Roof Insulation	OB500, 6-inch o.c.	SBS-SA	(Optional) SBS-SA	SBS-SA	-110.0
R-50.	Existing gravel-surfaced BUR, brushed/spudded and vacuumed to remove loose gravel	Min. 1.5-inch EnergyGuard RA, EnergyGuard RH, EnergyGuard RN	OB500	SBS-SA	(Optional) SBS-SA	SBS-SA	-110.0
R-51.	Existing gravel-surfaced BUR, brushed/spudded and vacuumed to remove loose gravel	Min. 0.25-inch DensDeck primed with Matrix 307 Premium Asphalt Primer or ASTM D41 primer	OB500	SBS-SA	(Optional) SBS-TA or APP-TA	SBS-TA or APP-TA	-110.0
R-52.	Existing gravel-surfaced BUR, brushed/spudded and vacuumed to remove loose gravel	Min. 1.5-inch EnergyGuard RN, Min. 0.5-inch EnergyGuard Polyiso Insulation, EnergyGuard Ultra or Min. 0.25-inch SECUROCK Gypsum-Fiber Roof Board	OB500	SBS-SA	(Optional) SBS-TA or APP-TA	SBS-TA or APP-TA	-110.0

TABLE 7A: RECOVER APPLICATIONS
SYSTEM TYPE A-1: BONDED INSULATION, BONDED ROOF COVER (BASE INSULATION LAYER ONLY)*

^A The reported MDP documents the allowable maximum design pressure of the new insulation and roof cover when installed atop the substrate, irrespective of the deck type (See Note 1) or performance of the substrate (See Note 12). The deck and substrate shall be capable of resisting the project design pressure requirements, not to exceed the noted MDP, to the satisfaction of the Authority Having Jurisdiction.

System No.	Substrate (Note 1, Note 12)	Base Insulation Layer		Roof Cover (Note 15)			MDP (psf)* ^A
		Type	Attach (Notes 6,7,8)	Base Ply	Ply	Cap Ply	
R-53.	Existing asphaltic roof cover	Min. 1.5-inch EnergyGuard RA, EnergyGuard RH, EnergyGuard RN	OB500	SBS-SA	(Optional) SBS-SA	SBS-SA	-120.0
R-54.	Existing asphaltic roof cover	Min. 0.25-inch DensDeck, optionally primed with Matrix 307 Premium Asphalt Primer or ASTM D41 primer	OB500	SBS-SA	(Optional) SBS-TA or APP-TA	SBS-TA or APP-TA	-120.0
R-55.	Existing asphaltic roof cover	Min. 0.25-inch SECUROCK Gypsum-Fiber Roof Board	OB500	SBS-SA	(Optional) SBS-TA or APP-TA	SBS-TA or APP-TA	-120.0
R-56.	Existing asphaltic roof cover	Min. 0.25-inch SECUROCK Gypsum-Fiber Roof Board primed with Matrix 307 Premium Asphalt Primer or ASTM D41 primer	OB500	SBS-SA	(Optional) SBS-TA or APP-TA	SBS-TA or APP-TA	-120.0
R-57.	Existing gravel-surfaced BUR, brushed/spudded and vacuumed to remove loose gravel	Min. 1.5-inch EnergyGuard RA, EnergyGuard RH, EnergyGuard RN	OB500, 6-inch o.c.	SBS-SA	(Optional) SBS-SA	SBS-SA	-120.0
R-58.	Existing gravel-surfaced BUR, brushed/spudded and vacuumed to remove loose gravel	Min. 0.25-inch DensDeck	OB500, 6-inch o.c.	SBS-SA	(Optional) SBS-TA or APP-TA	SBS-TA or APP-TA	-122.5
R-59.	Existing gravel-surfaced BUR, brushed/spudded and vacuumed to remove loose gravel	Min. 0.25-inch SECUROCK Gypsum-Fiber Roof Board	OB500, 6-inch o.c.	SBS-SA	(Optional) SBS-TA or APP-TA	SBS-TA or APP-TA	-137.5
R-60.	Existing gravel-surfaced BUR, brushed/spudded and vacuumed to remove loose gravel	Min. 0.25-inch DensDeck primed with Matrix 307 Premium Asphalt Primer or ASTM D41 primer	OB500, 6-inch o.c.	SBS-SA	(Optional) SBS-TA or APP-TA	SBS-TA or APP-TA	-157.5
R-61.	Existing gravel-surfaced BUR, brushed/spudded and vacuumed to remove loose gravel	Min. 1.5-inch EnergyGuard RN, Min. 0.5-inch EnergyGuard Polyiso Insulation, EnergyGuard Ultra or Min. 0.25-inch SECUROCK Gypsum-Fiber Roof Board primed with Matrix 307 Premium Asphalt Primer or ASTM D41 primer	OB500, 6-inch o.c.	SBS-SA	(Optional) SBS-TA or APP-TA	SBS-TA or APP-TA	-157.5
R-62.	Existing gravel-surfaced BUR, brushed/spudded and vacuumed to remove loose gravel	Min. 1.5-inch EnergyGuard RN	OB500, 4-inch o.c.	SBS-SA	(Optional) SBS-TA or APP-TA	SBS-TA or APP-TA	-162.5
R-63.	Existing gravel-surfaced BUR, brushed/spudded and vacuumed to remove loose gravel	Min. 0.25-inch DensDeck primed with Matrix 307 Premium Asphalt Primer or ASTM D41 primer	OB500, 4-inch o.c.	SBS-SA	(Optional) SBS-TA or APP-TA	SBS-TA or APP-TA	-167.5
R-64.	Existing gravel-surfaced BUR, brushed/spudded and vacuumed to remove loose gravel	Min. 1.5-inch EnergyGuard Polyiso Insulation, EnergyGuard Ultra or Min. 0.25-inch SECUROCK Gypsum-Fiber Roof Board primed with Matrix 307 Premium Asphalt Primer or ASTM D41 primer	OB500, 4-inch o.c.	SBS-SA	(Optional) SBS-TA or APP-TA	SBS-TA or APP-TA	-200.0

TABLE 7A: RECOVER APPLICATIONS
SYSTEM TYPE A-1: BONDED INSULATION, BONDED ROOF COVER (BASE INSULATION LAYER ONLY)*

^A The reported MDP documents the allowable maximum design pressure of the new insulation and roof cover when installed atop the substrate, irrespective of the deck type (See Note 1) or performance of the substrate (See Note 12). The deck and substrate shall be capable of resisting the project design pressure requirements, not to exceed the noted MDP, to the satisfaction of the Authority Having Jurisdiction.

System No.	Substrate (Note 1 , Note 12)	Base Insulation Layer		Roof Cover (Note 15)			MDP (psf)* ^A
		Type	Attach (Notes 6,7,8)	Base Ply	Ply	Cap Ply	
R-65.	Existing smooth- or granule-surface BUR or modified bitumen	Min. 0.5-inch EnergyGuard Polyiso Insulation, EnergyGuard Ultra	OB500	SBS-SA	(Optional) SBS-TA, APP-TA	SBS-TA, APP-TA	-225.0
VENTING SYSTEMS WITH BASE INSULATION LAYER ONLY							
R-66.	Existing asphaltic roof cover	Min. 1.5-inch EnergyGuard RA, EnergyGuard RH, EnergyGuard RN	Hot asphalt	GAFGLAS Stratavent Perforated Venting Base Sheet	(Optional) One or more BP-AA, SBS-AA	SBS-AA	-150.0
R-67.	Existing asphaltic roof cover	Min. 1.5-inch EnergyGuard RA, EnergyGuard RH, EnergyGuard RN	Hot asphalt	GAFGLAS Stratavent Perforated Venting Base Sheet	One or more BP-AA, SBS-AA	SBS-TA or APP-TA	-150.0
R-68.	Existing smooth- or granule-surface BUR, granule-surface modified bitumen or smooth-surface SBS modified bitumen	Min. 0.5-inch EnergyGuard Polyiso Insulation, EnergyGuard Ultra	Hot asphalt	GAFGLAS Stratavent Perforated Venting Base Sheet	(Optional) One or more BP-AA, SBS-AA	SBS-AA	-150.0
R-69.	Existing asphaltic roof cover	Min. 1.5-inch EnergyGuard Ultra	Hot asphalt	GAFGLAS Stratavent Perforated Venting Base Sheet	(Optional) One or more BP-AA, SBS-AA	SBS-AA	-172.5
R-70.	Existing asphaltic roof cover	Min. 1.5-inch EnergyGuard Ultra	Hot asphalt	GAFGLAS Stratavent Perforated Venting Base Sheet	One or more BP-AA, SBS-AA	SBS-TA or APP-TA	-172.5
R-71.	Existing smooth-surface BUR	Min. 0.5-inch EnergyGuard Polyiso Insulation, EnergyGuard Ultra	LRF-M, M-OSFA	GAFGLAS Stratavent Perforated Venting Base Sheet	(Optional) One or more BP-AA, SBS-AA	SBS-AA	-75.0
R-72.	Existing gravel-surfaced BUR, brushed/spudded and vacuumed to remove loose gravel	Min. 1.5-inch EnergyGuard Polyiso Insulation, EnergyGuard Ultra	LRF-M	GAFGLAS Stratavent Perforated Venting Base Sheet	(Optional) One or more BP-AA, SBS-AA	SBS-AA	-110.0
R-73.	Existing gravel-surfaced BUR, brushed/spudded and vacuumed to remove loose gravel	Min. 1.5-inch EnergyGuard Polyiso Insulation, EnergyGuard Ultra	LRF-M, 6-inch o.c.	GAFGLAS Stratavent Perforated Venting Base Sheet	(Optional) One or more BP-AA, SBS-AA	SBS-AA	-157.5
R-74.	Existing gravel-surfaced BUR, brushed/spudded and vacuumed to remove loose gravel	Min. 1.5-inch EnergyGuard Polyiso Insulation, EnergyGuard Ultra	LRF-M, 4-inch o.c.	GAFGLAS Stratavent Perforated Venting Base Sheet	(Optional) One or more BP-AA, SBS-AA	SBS-AA	-200.0
R-75.	Existing granule-surface BUR or modified bitumen or smooth-surface SBS modified bitumen	Min. 0.5-inch EnergyGuard Polyiso Insulation, EnergyGuard Ultra	LRF-M, M-OSFA	GAFGLAS Stratavent Perforated Venting Base Sheet	(Optional) One or more BP-AA, SBS-AA	SBS-AA	-225.0
R-76.	New or existing smooth- or granule-surface asphalt BUR or SBS modified bitumen or granule-surface APP modified bitumen	Min. 1.5-inch EnergyGuard Polyiso Insulation	LRF-M Canister	GAFGLAS Stratavent Perforated Venting Base Sheet	(Optional) One or more BP-AA, SBS-AA	SBS-AA	-225.0
R-77.	Existing gravel-surfaced BUR, brushed/spudded and vacuumed to remove loose gravel	Min. 1.5-inch EnergyGuard Polyiso Insulation, EnergyGuard Ultra	LRF-XF	GAFGLAS Stratavent Perforated Venting Base Sheet	(Optional) One or more BP-AA, SBS-AA	SBS-AA	-110.0
R-78.	Existing gravel-surfaced BUR, brushed/spudded and vacuumed to remove loose gravel	Min. 1.5-inch EnergyGuard Polyiso Insulation, EnergyGuard Ultra	LRF-XF, 6-inch o.c.	GAFGLAS Stratavent Perforated Venting Base Sheet	(Optional) One or more BP-AA, SBS-AA	SBS-AA	-157.5

TABLE 7A: RECOVER APPLICATIONS
SYSTEM TYPE A-1: BONDED INSULATION, BONDED ROOF COVER (BASE INSULATION LAYER ONLY)*

^A The reported MDP documents the allowable maximum design pressure of the new insulation and roof cover when installed atop the substrate, irrespective of the deck type (See Note 1) or performance of the substrate (See Note 12). The deck and substrate shall be capable of resisting the project design pressure requirements, not to exceed the noted MDP, to the satisfaction of the Authority Having Jurisdiction.

System No.	Substrate (Note 1, Note 12)	Base Insulation Layer		Roof Cover (Note 15)			MDP (psf) ^A
		Type	Attach (Notes 6,7,8)	Base Ply	Ply	Cap Ply	
R-79.	Existing smooth- or granule-surface BUR or modified bitumen	Min. 0.5-inch EnergyGuard Polyiso Insulation, EnergyGuard Ultra	LRF-XF	GAFGLAS Stratavent Perforated Venting Base Sheet	(Optional) One or more BP-AA, SBS-AA	SBS-AA	-180.0
R-80.	Existing gravel-surfaced BUR, brushed/spudded and vacuumed to remove loose gravel	Min. 1.5-inch EnergyGuard Polyiso Insulation, EnergyGuard Ultra	LRF-XF, 4-inch o.c.	GAFGLAS Stratavent Perforated Venting Base Sheet	(Optional) One or more BP-AA, SBS-AA	SBS-AA	-200.0
R-81.	Existing gravel-surfaced BUR, brushed/spudded and vacuumed to remove loose gravel	Min. 1.5-inch EnergyGuard Polyiso Insulation, EnergyGuard Ultra	OB500	GAFGLAS Stratavent Perforated Venting Base Sheet	(Optional) One or more BP-AA, SBS-AA	SBS-AA	-110.0
R-82.	Existing gravel-surfaced BUR, brushed/spudded and vacuumed to remove loose gravel	Min. 1.5-inch EnergyGuard Polyiso Insulation, EnergyGuard Ultra	OB500, 6-inch o.c.	GAFGLAS Stratavent Perforated Venting Base Sheet	(Optional) One or more BP-AA, SBS-AA	SBS-AA	-157.5
R-83.	Existing gravel-surfaced BUR, brushed/spudded and vacuumed to remove loose gravel	Min. 1.5-inch EnergyGuard Polyiso Insulation, EnergyGuard Ultra	OB500, 4-inch o.c.	GAFGLAS Stratavent Perforated Venting Base Sheet	(Optional) One or more BP-AA, SBS-AA	SBS-AA	-200.0
R-84.	Existing smooth- or granule-surface BUR or modified bitumen	Min. 0.5-inch EnergyGuard Polyiso Insulation, EnergyGuard Ultra	OB500	GAFGLAS Stratavent Perforated Venting Base Sheet	(Optional) One or more BP-AA, SBS-AA	SBS-AA	-225.0
COLD-APPLIED SYSTEMS WITH BASE INSULATION LAYER ONLY							
R-85.	Existing mineral surface cap or asphalt BUR	Min. 0.25-inch DensDeck Prime or SECUROCK Gypsum-Fiber Roof Board	Hot asphalt	SBS-CA1	None	SBS-CA1	-127.5
R-86.	Existing mineral surface cap	Min. 0.25-inch SECUROCK Gypsum-Fiber Roof Board	Hot asphalt	SBS-CA1	None	SBS-CA1	-172.5
R-87.	Existing smooth surfaced BUR or granule surface roof cover	Min. 0.5-inch EnergyGuard RH HD Polyiso Insulation, EnergyGuard HD Polyiso Cover Board, EnergyGuard HD Plus Polyiso Cover Board	LRF-M, M-OSFA	SBS-CA or SBS-CA1	None	SBS-CA or SBS-CA1	-75.0
R-88.	New or existing smooth- or granule-surface asphalt BUR or SBS modified bitumen or granule-surface APP modified bitumen	Min. 0.5-inch EnergyGuard HD Polyiso Cover Board or EnergyGuard HD Plus Polyiso Cover Board	LRF-M Canister	SBS-CA or SBS-CA1	None	SBS-CA or SBS-CA1	-97.5
R-89.	New or existing smooth- or granule-surface asphalt BUR or SBS modified bitumen or granule-surface APP modified bitumen	Min. 0.25-inch DensDeck Prime	LRF-M Canister	SBS-CA1	None	SBS-CA1	-127.5
R-90.	New or existing smooth- or granule-surface asphalt BUR or SBS modified bitumen or granule-surface APP modified bitumen	Min. 0.25-inch SECUROCK Gypsum-Fiber Roof Board	LRF-M Canister	SBS-CA1	None	SBS-CA1	-172.5
R-91.	Existing gravel-surfaced BUR, brushed/spudded and vacuumed to remove loose gravel	Min. 0.25-inch DensDeck Prime or SECUROCK Gypsum-Fiber Roof Board	LRF-XF	SBS-CA1	None	SBS-CA1	-110.0
R-92.	Existing asphalt BUR	Min. 0.25-inch DensDeck Prime or SECUROCK Gypsum-Fiber Roof Board	LRF-XF	SBS-CA1	None	SBS-CA1	-120.0

TABLE 7A: RECOVER APPLICATIONS
SYSTEM TYPE A-1: BONDED INSULATION, BONDED ROOF COVER (BASE INSULATION LAYER ONLY)*

^A The reported MDP documents the allowable maximum design pressure of the new insulation and roof cover when installed atop the substrate, irrespective of the deck type (See Note 1) or performance of the substrate (See Note 12). The deck and substrate shall be capable of resisting the project design pressure requirements, not to exceed the noted MDP, to the satisfaction of the Authority Having Jurisdiction.

System No.	Substrate (Note 1 , Note 12)	Base Insulation Layer		Roof Cover (Note 15)			MDP (psf) ^{*A}
		Type	Attach (Notes 6,7,8)	Base Ply	Ply	Cap Ply	
R-93.	Existing gravel-surfaced BUR, brushed/spudded and vacuumed to remove loose gravel	Min. 0.25-inch DensDeck Prime	LRF-XF, 6-inch o.c.	SBS-CA1	None	SBS-CA1	-127.5
R-94.	Existing gravel-surfaced BUR, brushed/spudded and vacuumed to remove loose gravel	Min. 0.25-inch SECUROCK Gypsum-Fiber Roof Board	LRF-XF, 6-inch o.c.	SBS-CA1	None	SBS-CA1	-157.5
R-95.	Existing gravel-surfaced BUR, brushed/spudded and vacuumed to remove loose gravel	Min. 0.25-inch SECUROCK Gypsum-Fiber Roof Board	LRF-XF, 4-inch o.c.	SBS-CA1	None	SBS-CA1	-172.5
R-96.	Existing smooth APP, mineral surface cap, asphaltic BUR or gravel-surfaced BUR, brushed/spudded and vacuumed to remove loose gravel	Min. 1.5-inch EnergyGuard RA, EnergyGuard RH, EnergyGuard RN	OB500	SBS-CA1	None	SBS-CA1	-60.0
R-97.	Existing smooth surfaced BUR / APP modified bitumen, granule surface roof cover or gravel-surfaced BUR, brushed/spudded and vacuumed to remove loose gravel over structural concrete deck	Min. 0.5-inch EnergyGuard RH HD Polyiso Insulation, EnergyGuard HD Polyiso Cover Board, EnergyGuard HD Plus Polyiso Cover Board	OB500	SBS-CA or SBS-CA1	None	SBS-CA or SBS-CA1	-97.5
R-98.	Existing gravel-surfaced BUR, brushed/spudded and vacuumed to remove loose gravel	Min. 0.25-inch DensDeck Prime or SECUROCK Gypsum-Fiber Roof Board	OB500	SBS-CA1	None	SBS-CA1	-110.0
R-99.	Existing asphalt BUR	Min. 0.25-inch DensDeck Prime or SECUROCK Gypsum-Fiber Roof Board	OB500	SBS-CA1	None	SBS-CA1	-120.0
R-100.	Existing smooth APP or mineral surface cap	Min. 0.25-inch DensDeck Prime	OB500	SBS-CA1	None	SBS-CA1	-127.5
R-101.	Existing gravel-surfaced BUR, brushed/spudded and vacuumed to remove loose gravel	Min. 0.25-inch DensDeck Prime	OB500, 6-inch o.c.	SBS-CA1	None	SBS-CA1	-127.5
R-102.	Existing gravel-surfaced BUR, brushed/spudded and vacuumed to remove loose gravel	Min. 0.25-inch SECUROCK Gypsum-Fiber Roof Board	OB500, 6-inch o.c.	SBS-CA1	None	SBS-CA1	-157.5
R-103.	Existing smooth APP	Min. 0.25-inch SECUROCK Gypsum-Fiber Roof Board	OB500	SBS-CA1	None	SBS-CA1	-165.0
R-104.	Existing mineral surface cap	Min. 0.25-inch SECUROCK Gypsum-Fiber Roof Board	OB500	SBS-CA1	None	SBS-CA1	-172.5
R-105.	Existing gravel-surfaced BUR, brushed/spudded and vacuumed to remove loose gravel	Min. 0.25-inch SECUROCK Gypsum-Fiber Roof Board	OB500, 4-inch o.c.	SBS-CA1	None	SBS-CA1	-172.5
HYBRID HOT/COLD-APPLIED SYSTEMS WITH BASE INSULATION LAYER ONLY							
R-106.	Existing mineral surface cap or asphalt BUR	Min. 0.25-inch DensDeck Prime or SECUROCK Gypsum-Fiber Roof Board	Hot asphalt	BP-AA or SBS-AA	(Optional) BP-AA or SBS-AA	SBS-CA1	-127.5

TABLE 7A: RECOVER APPLICATIONS
SYSTEM TYPE A-1: BONDED INSULATION, BONDED ROOF COVER (BASE INSULATION LAYER ONLY)*

^A The reported MDP documents the allowable maximum design pressure of the new insulation and roof cover when installed atop the substrate, irrespective of the deck type (See Note 1) or performance of the substrate (See Note 12). The deck and substrate shall be capable of resisting the project design pressure requirements, not to exceed the noted MDP, to the satisfaction of the Authority Having Jurisdiction.

System No.	Substrate (Note 1 , Note 12)	Base Insulation Layer		Roof Cover (Note 15)			MDP (psf)* ^A
		Type	Attach (Notes 6,7,8)	Base Ply	Ply	Cap Ply	
R-107.	Existing mineral surface cap	Min. 0.25-inch SECUROCK Gypsum-Fiber Roof Board	Hot asphalt	BP-AA or SBS-AA	(Optional) BP-AA or SBS-AA	SBS-CA1	-172.5
R-108.	New or existing smooth- or granule-surface asphalt BUR or SBS modified bitumen or granule-surface APP modified bitumen	Min. 0.25-inch DensDeck Prime	LRF-M Canister	BP-AA or SBS-AA	(Optional) BP-AA or SBS-AA	SBS-CA1	-127.5
R-109.	New or existing smooth- or granule-surface asphalt BUR or SBS modified bitumen or granule-surface APP modified bitumen	Min. 0.25-inch SECUROCK Gypsum-Fiber Roof Board	LRF-M Canister	BP-AA or SBS-AA	(Optional) BP-AA or SBS-AA	SBS-CA1	-172.5
R-110.	Existing gravel-surfaced BUR, brushed/spudded and vacuumed to remove loose gravel	Min. 0.25-inch DensDeck Prime or SECUROCK Gypsum-Fiber Roof Board	LRF-XF	BP-AA or SBS-AA	(Optional) BP-AA or SBS-AA	SBS-CA1	-110.0
R-111.	Existing asphalt BUR	Min. 0.25-inch DensDeck Prime or SECUROCK Gypsum-Fiber Roof Board	LRF-XF	BP-AA or SBS-AA	(Optional) BP-AA or SBS-AA	SBS-CA1	-120.0
R-112.	Existing gravel-surfaced BUR, brushed/spudded and vacuumed to remove loose gravel	Min. 0.25-inch DensDeck Prime	LRF-XF, 6-inch o.c.	BP-AA or SBS-AA	(Optional) BP-AA or SBS-AA	SBS-CA1	-127.5
R-113.	Existing gravel-surfaced BUR, brushed/spudded and vacuumed to remove loose gravel	Min. 0.25-inch SECUROCK Gypsum-Fiber Roof Board	LRF-XF, 6-inch o.c.	BP-AA or SBS-AA	(Optional) BP-AA or SBS-AA	SBS-CA1	-157.5
R-114.	Existing gravel-surfaced BUR, brushed/spudded and vacuumed to remove loose gravel	Min. 0.25-inch SECUROCK Gypsum-Fiber Roof Board	LRF-XF, 4-inch o.c.	BP-AA or SBS-AA	(Optional) BP-AA or SBS-AA	SBS-CA1	-172.5
R-115.	Existing gravel-surfaced BUR, brushed/spudded and vacuumed to remove loose gravel	Min. 0.25-inch DensDeck Prime or SECUROCK Gypsum-Fiber Roof Board	OB500	BP-AA or SBS-AA	(Optional) BP-AA or SBS-AA	SBS-CA1	-110.0
R-116.	Existing asphalt BUR	Min. 0.25-inch DensDeck Prime or SECUROCK Gypsum-Fiber Roof Board	OB500	BP-AA or SBS-AA	(Optional) BP-AA or SBS-AA	SBS-CA1	-120.0
R-117.	Existing smooth APP or mineral surface cap	Min. 0.25-inch DensDeck Prime	OB500	BP-AA or SBS-AA	(Optional) BP-AA or SBS-AA	SBS-CA1	-127.5
R-118.	Existing gravel-surfaced BUR, brushed/spudded and vacuumed to remove loose gravel	Min. 0.25-inch DensDeck Prime	OB500, 6-inch o.c.	BP-AA or SBS-AA	(Optional) BP-AA or SBS-AA	SBS-CA1	-127.5
R-119.	Existing gravel-surfaced BUR, brushed/spudded and vacuumed to remove loose gravel	Min. 0.25-inch SECUROCK Gypsum-Fiber Roof Board	OB500, 6-inch o.c.	BP-AA or SBS-AA	(Optional) BP-AA or SBS-AA	SBS-CA1	-157.5
R-120.	Existing smooth APP	Min. 0.25-inch SECUROCK Gypsum-Fiber Roof Board	OB500	BP-AA or SBS-AA	(Optional) BP-AA or SBS-AA	SBS-CA1	-165.0
R-121.	Existing mineral surface cap	Min. 0.25-inch SECUROCK Gypsum-Fiber Roof Board	OB500	BP-AA or SBS-AA	(Optional) BP-AA or SBS-AA	SBS-CA1	-172.5
R-122.	Existing gravel-surfaced BUR, brushed/spudded and vacuumed to remove loose gravel	Min. 0.25-inch SECUROCK Gypsum-Fiber Roof Board	OB500, 4-inch o.c.	BP-AA or SBS-AA	(Optional) BP-AA or SBS-AA	SBS-CA1	-172.5

TABLE 7b: RECOVER APPLICATIONS
SYSTEM TYPE A-1: BONDED INSULATION, BONDED ROOF COVER (BASE AND TOP LAYER INSULATION)*

^A The reported MDP documents the allowable maximum design pressure of the new insulation and roof cover when installed atop the substrate, irrespective of the deck type (See Note 1) or performance of the substrate (See Note 12). The deck and substrate shall be capable of resisting the project design pressure requirements, not to exceed the noted MDP, to the satisfaction of the Authority Having Jurisdiction.

Sys No.	Substrate (Note 1 , Note 12)	Base Insulation Layer		Top Insulation Layer		Roof Cover (Note 15)			MDP (psf)* ^A
		Type	Attach (Notes 6,7,8)	Type	Attach (Notes 6,7,8)	Base Ply	Ply	Cap Ply	
CONVENTIONAL SYSTEMS (BASE AND TOP LAYER INSULATION):									
R-123.	Existing asphaltic roof cover	Min. 1.5-inch EnergyGuard RA, EnergyGuard RH, EnergyGuard RN	Hot asphalt	Min. 0.25-inch DensDeck, DensDeck Prime or SECUROCK Gypsum-Fiber Roof Board	Hot asphalt	BP-AA	(Optional) BP-AA	SBS-AA or SBS-TA	-112.5
R-124.	Existing asphaltic roof cover	Min. 1.5-inch EnergyGuard RA, EnergyGuard RH, EnergyGuard RN	Hot asphalt	Min. 0.25-inch DensDeck Prime or SECUROCK Gypsum-Fiber Roof Board	Hot asphalt	SBS-TA, APP-TA	(Optional) SBS-TA, APP-TA	SBS-TA, APP-TA	-127.5
R-125.	Existing smooth- or granule-surface BUR, granule-surface modified bitumen or smooth-surface SBS modified bitumen	Min. 0.5-inch EnergyGuard Polyiso Insulation, EnergyGuard Ultra	Hot asphalt	Min. 0.5-inch Structodek High Density Fiberboard Roof Insulation, EnergyGuard Perlite Recover Board, min. 0.75-inch EnergyGuard Perlite Roof Insulation, min. 0.25-inch DensDeck, DensDeck Prime, SECUROCK Gypsum Fiber Roof Board	Hot asphalt	BP-AA, SBS-AA	(Optional) BP-AA, SBS-AA	SBS-AA	-150.0
R-126.	Existing granule surface cap sheet	Min. 1.5-inch EnergyGuard RA, EnergyGuard RH, EnergyGuard RN	Hot asphalt	Min. 0.25-inch DensDeck Prime or SECUROCK Gypsum-Fiber Roof Board	Hot asphalt	SBS-TA, APP-TA	(Optional) SBS-TA, APP-TA	SBS-TA, APP-TA	-172.5
R-127.	Existing asphaltic roof cover	Min. 1.5-inch EnergyGuard RA, EnergyGuard RH, EnergyGuard RN	Hot asphalt	Min. 0.75-inch EnergyGuard Perlite Roof Insulation (homogeneous)	Hot asphalt	BP-AA, SBS-AA	(Optional) One or more BP-AA, SBS-AA, SBS-TA or APP-TA	SBS-AA, SBS-TA or APP-TA	-172.5
R-128.	Existing asphaltic roof cover	Min. 1.5-inch EnergyGuard RA, EnergyGuard RH, EnergyGuard RN	Hot asphalt	Min. 0.5-inch EnergyGuard Perlite Recover Board	Hot asphalt	BP-AA, SBS-AA	(Optional) One or more BP-AA, SBS-AA	SBS-AA	-187.5
R-129.	Existing asphaltic roof cover	Min. 1.5-inch EnergyGuard RA, EnergyGuard RH, EnergyGuard RN or EnergyGuard Ultra	Hot asphalt	Min. 0.25-inch SECUROCK Gypsum-Fiber Roof Board	Hot asphalt	BP-AA or SBS-AA	(Optional) BP-AA, SBS-AA, SBS-TA or APP-TA	SBS-AA, SBS-TA or APP-TA	-225.0
R-130.	Existing asphaltic roof cover	Min. 1.5-inch EnergyGuard RA, EnergyGuard RH, EnergyGuard RN or EnergyGuard Ultra	Hot asphalt	Min. 0.25-inch DensDeck Prime or SECUROCK Gypsum-Fiber Roof Board	Hot asphalt	SBS-TA	(Optional) SBS-TA	SBS-TA	-232.5
R-131.	Existing asphaltic roof cover	Min. 1.5-inch EnergyGuard RA, EnergyGuard RH, EnergyGuard RN	Hot asphalt	Min. 0.25-inch SECUROCK Gypsum-Fiber Roof Board	Hot asphalt	APP-TA	(Optional) APP-TA	APP-TA	-240.0

TABLE 7b: RECOVER APPLICATIONS
SYSTEM TYPE A-1: BONDED INSULATION, BONDED ROOF COVER (BASE AND TOP LAYER INSULATION)*

^A The reported MDP documents the allowable maximum design pressure of the new insulation and roof cover when installed atop the substrate, irrespective of the deck type (See Note 1) or performance of the substrate (See Note 12). The deck and substrate shall be capable of resisting the project design pressure requirements, not to exceed the noted MDP, to the satisfaction of the Authority Having Jurisdiction.

Sys No.	Substrate (Note 1 , Note 12)	Base Insulation Layer		Top Insulation Layer		Roof Cover (Note 15)			MDP (psf)* ^A
		Type	Attach (Notes 6,7,8)	Type	Attach (Notes 6,7,8)	Base Ply	Ply	Cap Ply	
R-132.	Existing asphaltic roof cover	Min. 1.5-inch EnergyGuard RA, EnergyGuard RH, EnergyGuard RN	Hot asphalt	Min. 0.5-inch Structodek High Density Fiberboard Roof Insulation or Min. 1.5-inch EnergyGuard Composite or min. 0.25-inch DensDeck Prime	Hot asphalt	BP-AA, SBS-AA	(Optional) One or more BP-AA, SBS-AA, SBS-TA or APP-TA	SBS-AA, SBS-TA or APP-TA	-240.0
R-133.	Existing smooth-surface BUR	Min. 0.5-inch EnergyGuard Polyiso Insulation, EnergyGuard Ultra	LRF-M, M-OSFA	Min. 0.5-inch Structodek High Density Fiberboard Roof Insulation, min. 0.25-inch DensDeck, DensDeck Prime, SECUROCK Gypsum Fiber Roof Board	LRF-M, M-OSFA	BP-AA, SBS-AA	(Optional) BP-AA, SBS-AA	SBS-AA	-75.0
R-134.	Existing gravel-surfaced BUR, brushed/spudded and vacuumed to remove loose gravel	Min. 1.5-inch EnergyGuard Polyiso Insulation, EnergyGuard Ultra	LRF-M	Min. 0.5-inch Structodek High Density Fiberboard Roof Insulation, min. 0.25-inch DensDeck, DensDeck Prime, SECUROCK Gypsum Fiber Roof Board	LRF-M	BP-AA, SBS-AA	(Optional) BP-AA, SBS-AA	SBS-AA	-110.0
R-135.	Existing granule-surface BUR or modified bitumen or smooth-surface SBS modified bitumen	Min. 0.5-inch EnergyGuard Polyiso Insulation, EnergyGuard Ultra	LRF-M, M-OSFA	Min. 0.5-inch Structodek High Density Fiberboard Roof Insulation, min. 0.25-inch DensDeck, DensDeck Prime, SECUROCK Gypsum Fiber Roof Board	LRF-M, M-OSFA	BP-AA, SBS-AA	(Optional) BP-AA, SBS-AA	SBS-AA	-150.0
R-136.	Existing gravel-surfaced BUR, brushed/spudded and vacuumed to remove loose gravel	Min. 1.5-inch EnergyGuard Polyiso Insulation, EnergyGuard Ultra	LRF-M, 6-inch o.c.	Min. 0.5-inch Structodek High Density Fiberboard Roof Insulation, min. 0.25-inch DensDeck, DensDeck Prime, SECUROCK Gypsum Fiber Roof Board	LRF-M	BP-AA, SBS-AA	(Optional) BP-AA, SBS-AA	SBS-AA	-150.0
R-137.	New or existing smooth- or granule-surface asphalt BUR or SBS modified bitumen or granule-surface APP modified bitumen	Min. 1.5-inch EnergyGuard Polyiso Insulation, EnergyGuard RA, EnergyGuard RN, EnergyGuard RH or EnergyGuard RM	LRF-M Canister	Min. 0.25-inch SECUROCK Gypsum-Fiber Roof Board	LRF-M Canister	BP-AA or SBS-AA	(Optional) BP-AA, SBS-AA, SBS-TA or APP-TA	SBS-AA, SBS-TA or APP-TA	-225.0

TABLE 7b: RECOVER APPLICATIONS
SYSTEM TYPE A-1: BONDED INSULATION, BONDED ROOF COVER (BASE AND TOP LAYER INSULATION)*

^A The reported MDP documents the allowable maximum design pressure of the new insulation and roof cover when installed atop the substrate, irrespective of the deck type (See Note 1) or performance of the substrate (See Note 12). The deck and substrate shall be capable of resisting the project design pressure requirements, not to exceed the noted MDP, to the satisfaction of the Authority Having Jurisdiction.

Sys No.	Substrate (Note 1 , Note 12)	Base Insulation Layer		Top Insulation Layer		Roof Cover (Note 15)			MDP (psf)* ^A
		Type	Attach (Notes 6,7,8)	Type	Attach (Notes 6,7,8)	Base Ply	Ply	Cap Ply	
R-138.	New or existing smooth- or granule-surface asphalt BUR or SBS modified bitumen or granule-surface APP modified bitumen	Min. 1.5-inch EnergyGuard Polyiso Insulation, EnergyGuard RA, EnergyGuard RN, EnergyGuard RH or EnergyGuard RM	LRF-M Canister	Min. 0.25-inch DensDeck Prime	LRF-M Canister	SBS-TA	(Optional) SBS-TA	SBS-TA	-232.5
R-139.	New or existing smooth- or granule-surface asphalt BUR or SBS modified bitumen or granule-surface APP modified bitumen	Min. 1.5-inch EnergyGuard Polyiso Insulation, EnergyGuard RA, EnergyGuard RN, EnergyGuard RH or EnergyGuard RM	LRF-M Canister	Min. 0.25-inch DensDeck Prime	LRF-M Canister	BP-AA or SBS-AA	(Optional) BP-AA, SBS-AA, SBS-TA or APP-TA	SBS-AA, SBS-TA or APP-TA	-240.0
R-140.	New or existing smooth- or granule-surface asphalt BUR or SBS modified bitumen or granule-surface APP modified bitumen	Min. 1.5-inch EnergyGuard Polyiso Insulation, EnergyGuard RA, EnergyGuard RN, EnergyGuard RH or EnergyGuard RM	LRF-M Canister	Min. 0.25-inch SECUROCK Gypsum-Fiber Roof Board	LRF-M Canister	APP-TA	(Optional) APP-TA	APP-TA	-240.0
R-141.	New or existing smooth- or granule-surface asphalt BUR or SBS modified bitumen or granule-surface APP modified bitumen	Min. 1.5-inch EnergyGuard Polyiso Insulation, EnergyGuard RA, EnergyGuard RN, EnergyGuard RH or EnergyGuard RM	LRF-M Canister	min. 0.25-inch SECUROCK Gypsum-Fiber Roof Board	LRF-M Canister	BP-AA or SBS-AA	(Optional) BP-AA, SBS-AA, SBS-TA	SBS-AA, SBS-TA	-247.5
R-142.	Existing gravel-surfaced BUR, brushed/spudded and vacuumed to remove loose gravel	Min. 1.5-inch EnergyGuard Polyiso Insulation, EnergyGuard RA, EnergyGuard RH	LRF-XF	Min. 0.25-inch DensDeck Prime or SECUROCK Gypsum-Fiber Roof Board	LRF-XF	BP-AA, SBS-AA, SBS-TA or APP-TA	(Optional) BP-AA, SBS-AA, SBS-TA or APP-TA	SBS-AA, SBS-TA or APP-TA	-110.0
R-143.	Existing smooth- or granule-surface BUR or modified bitumen	Min. 0.5-inch EnergyGuard Polyiso Insulation, EnergyGuard Ultra	LRF-XF	Min. 0.25-inch DensDeck Prime or SECUROCK Gypsum Fiber Roof Board	LRF-XF	BP-AA, SBS-AA	(Optional) BP-AA, SBS-AA	SBS-AA	-150.0
R-144.	Existing gravel-surfaced BUR, brushed/spudded and vacuumed to remove loose gravel	Min. 1.5-inch EnergyGuard Polyiso Insulation, EnergyGuard RA, EnergyGuard RH	LRF-XF, 6-inch o.c.	Min. 0.25-inch DensDeck Prime or SECUROCK Gypsum-Fiber Roof Board	LRF-XF	BP-AA, SBS-AA, SBS-TA or APP-TA	(Optional) BP-AA, SBS-AA, SBS-TA or APP-TA	SBS-AA, SBS-TA or APP-TA	-157.5
R-145.	Existing gravel-surfaced BUR, brushed/spudded and vacuumed to remove loose gravel	Min. 1.5-inch EnergyGuard Polyiso Insulation, EnergyGuard RA, EnergyGuard RH	LRF-XF, 4-inch o.c.	Min. 0.25-inch DensDeck Prime or SECUROCK Gypsum-Fiber Roof Board	LRF-XF	BP-AA, SBS-AA, SBS-TA or APP-TA	(Optional) BP-AA, SBS-AA, SBS-TA or APP-TA	SBS-AA, SBS-TA or APP-TA	-180.0
R-146.	Existing gravel-surfaced BUR, brushed/spudded and vacuumed to remove loose gravel	Min. 1.5-inch EnergyGuard Polyiso Insulation	LRF-XF, 4-inch o.c.	Min. 0.25-inch DensDeck Prime or SECUROCK Gypsum-Fiber Roof Board	LRF-XF	BP-AA, SBS-AA, SBS-TA or APP-TA	(Optional) BP-AA, SBS-AA, SBS-TA or APP-TA	SBS-AA, SBS-TA or APP-TA	-200.0

TABLE 7b: RECOVER APPLICATIONS
SYSTEM TYPE A-1: BONDED INSULATION, BONDED ROOF COVER (BASE AND TOP LAYER INSULATION)*

^A The reported MDP documents the allowable maximum design pressure of the new insulation and roof cover when installed atop the substrate, irrespective of the deck type (See Note 1) or performance of the substrate (See Note 12). The deck and substrate shall be capable of resisting the project design pressure requirements, not to exceed the noted MDP, to the satisfaction of the Authority Having Jurisdiction.

Sys No.	Substrate (Note 1, Note 12)	Base Insulation Layer		Top Insulation Layer		Roof Cover (Note 15)			MDP (psf)* ^A
		Type	Attach (Notes 6,7,8)	Type	Attach (Notes 6,7,8)	Base Ply	Ply	Cap Ply	
R-147.	Existing asphaltic roof cover	Min. 2.0-inch EnergyGuard RA, EnergyGuard RH or EnergyGuard Ultra	LRF-XF	Min. 0.25-inch SECUROCK Gypsum-Fiber Roof Board	LRF-XF	BP-AA or SBS-AA	(Optional) BP-AA, SBS-AA, SBS-TA or APP-TA	SBS-AA, SBS-TA or APP-TA	-225.0
R-148.	Existing asphaltic roof cover	Min. 2.0-inch EnergyGuard RA, EnergyGuard RH or EnergyGuard Ultra	LRF-XF	Min. 0.25-inch SECUROCK Gypsum-Fiber Roof Board	LRF-XF	SBS-TA or APP-TA	(Optional) BP-AA, SBS-AA, SBS-TA or APP-TA	SBS-AA, SBS-TA or APP-TA	-232.5
R-149.	Existing asphaltic roof cover	Min. 1.5-inch EnergyGuard RA, EnergyGuard RH	LRF-XF	Min. 0.25-inch DensDeck Prime	LRF-XF	BP-AA, SBS-AA, SBS-TA or APP-TA	(Optional) One or more BP-AA, SBS-AA, SBS-TA or APP-TA	SBS-AA, SBS-TA or APP-TA	-240.0
R-150.	Existing gravel-surfaced BUR, brushed/spudded and vacuumed to remove loose gravel	Min. 1.5-inch EnergyGuard Polyiso Insulation, EnergyGuard RA, EnergyGuard RH, EnergyGuard RN	OB500	Min. 0.5-inch Structodek High Density Fiberboard Roof Insulation	OB500	BP-AA, SBS-AA	(Optional) One or more BP-AA, SBS-AA, SBS-TA or APP-TA	SBS-AA, SBS-TA or APP-TA	-110.0
R-151.	Existing gravel-surfaced BUR, brushed/spudded and vacuumed to remove loose gravel	Min. 1.5-inch EnergyGuard Polyiso Insulation, EnergyGuard RA, EnergyGuard RH, EnergyGuard RN or EnergyGuard Ultra	OB500	Min. 0.25-inch DensDeck, DensDeck Prime or SECUROCK Gypsum-Fiber Roof Board	OB500	BP-AA, SBS-AA, SBS-TA or APP-TA	(Optional) One or more BP-AA, SBS-AA, SBS-TA or APP-TA	SBS-AA, SBS-TA or APP-TA	-110.0
R-152.	Existing asphalt BUR or mineral surface cap	Min. 1.5-inch EnergyGuard RA, EnergyGuard RH, EnergyGuard RN	OB500	Min. 0.25-inch DensDeck, DensDeck Prime or SECUROCK Gypsum-Fiber Roof Board	OB500	BP-AA, SBS-AA, SBS-TA or APP-TA	(Optional) One or more BP-AA, SBS-AA, SBS-TA or APP-TA	SBS-AA, SBS-TA or APP-TA	-120.0
R-153.	Existing asphalt BUR or mineral surface cap	Min. 1.5-inch EnergyGuard RA, EnergyGuard RH, EnergyGuard RN	OB500	Min. 0.5-inch Structodek High Density Fiberboard Roof Insulation	OB500	BP-AA, SBS-AA	(Optional) One or more BP-AA, SBS-AA, SBS-TA or APP-TA	SBS-AA, SBS-TA or APP-TA	-120.0
R-154.	Existing smooth APP	Min. 1.5-inch EnergyGuard RA, EnergyGuard RH, EnergyGuard RN	OB500	Min. 0.25-inch DensDeck or DensDeck Prime	OB500	BP-AA, SBS-AA, SBS-TA or APP-TA	(Optional) One or more BP-AA, SBS-AA, SBS-TA or APP-TA	SBS-AA, SBS-TA or APP-TA	-150.0

TABLE 7b: RECOVER APPLICATIONS
SYSTEM TYPE A-1: BONDED INSULATION, BONDED ROOF COVER (BASE AND TOP LAYER INSULATION)*

^A The reported MDP documents the allowable maximum design pressure of the new insulation and roof cover when installed atop the substrate, irrespective of the deck type (See Note 1) or performance of the substrate (See Note 12). The deck and substrate shall be capable of resisting the project design pressure requirements, not to exceed the noted MDP, to the satisfaction of the Authority Having Jurisdiction.

Sys No.	Substrate (Note 1 , Note 12)	Base Insulation Layer		Top Insulation Layer		Roof Cover (Note 15)			MDP (psf)* ^A
		Type	Attach (Notes 6,7,8)	Type	Attach (Notes 6,7,8)	Base Ply	Ply	Cap Ply	
R-155.	Existing smooth- or granule-surface BUR or modified bitumen	Min. 0.5-inch EnergyGuard Polyiso Insulation, EnergyGuard Ultra	OB500	Min. 0.5-inch Structodek High Density Fiberboard Roof Insulation, min. 0.25-inch DensDeck, DensDeck Prime, SECUROCK Gypsum Fiber Roof Board	OB500	BP-AA, SBS-AA	(Optional) BP-AA, SBS-AA	SBS-AA	-150.0
R-156.	Existing gravel-surfaced BUR, brushed/spudded and vacuumed to remove loose gravel	Min. 1.5-inch EnergyGuard Polyiso Insulation, EnergyGuard RA, EnergyGuard RH, EnergyGuard RN	OB500, 6-inch o.c.	Min. 0.25-inch DensDeck or DensDeck Prime	OB500	BP-AA, SBS-AA, SBS-TA or APP-TA	(Optional) One or more BP-AA, SBS-AA, SBS-TA or APP-TA	SBS-AA, SBS-TA or APP-TA	-150.0
R-157.	Existing gravel-surfaced BUR, brushed/spudded and vacuumed to remove loose gravel	Min. 1.5-inch EnergyGuard Polyiso Insulation, EnergyGuard RA, EnergyGuard RH, EnergyGuard RN or EnergyGuard Ultra	OB500, 6-inch o.c.	Min. 0.5-inch Structodek High Density Fiberboard Roof Insulation	OB500	BP-AA, SBS-AA	(Optional) One or more BP-AA, SBS-AA, SBS-TA or APP-TA	SBS-AA, SBS-TA or APP-TA	-157.5
R-158.	Existing gravel-surfaced BUR, brushed/spudded and vacuumed to remove loose gravel	Min. 1.5-inch EnergyGuard Polyiso Insulation, EnergyGuard RA, EnergyGuard RH, EnergyGuard RN or EnergyGuard Ultra	OB500, 6-inch o.c.	Min. 0.25-inch DensDeck Prime or SECUROCK Gypsum-Fiber Roof Board	OB500	SBS-TA, APP-TA	(Optional) SBS-TA, APP-TA	SBS-TA, APP-TA	-157.5
R-159.	Existing gravel-surfaced BUR, brushed/spudded and vacuumed to remove loose gravel	Min. 1.5-inch EnergyGuard Polyiso Insulation, EnergyGuard RA, EnergyGuard RH, EnergyGuard RN or EnergyGuard Ultra	OB500, 6-inch o.c.	Min. 0.25-inch SECUROCK Gypsum-Fiber Roof Board	OB500	BP-AA or SBS-AA	(Optional) BP-AA, SBS-AA, SBS-TA or APP-TA	SBS-AA, SBS-TA or APP-TA	-157.5
R-160.	Existing smooth APP	Min. 1.5-inch EnergyGuard RA, EnergyGuard RH, EnergyGuard RN	OB500	Min. 0.25-inch DensDeck Prime or SECUROCK Gypsum-Fiber Roof Board	OB500	BP-AA, SBS-AA, SBS-TA or APP-TA	(Optional) One or more BP-AA, SBS-AA, SBS-TA or APP-TA	SBS-AA, SBS-TA or APP-TA	-165.0
R-161.	Existing smooth APP	Min. 1.5-inch EnergyGuard RA, EnergyGuard RH, EnergyGuard RN	OB500	Min. 0.5-inch Structodek High Density Fiberboard Roof Insulation	OB500	BP-AA, SBS-AA	(Optional) One or more BP-AA, SBS-AA, SBS-TA or APP-TA	SBS-AA, SBS-TA or APP-TA	-165.0
R-162.	Existing gravel-surfaced BUR, brushed/spudded and vacuumed to remove loose gravel	Min. 1.5-inch EnergyGuard Polyiso Insulation, EnergyGuard RA, EnergyGuard RH, EnergyGuard RN	OB500, 4-inch o.c.	Min. 0.5-inch Structodek High Density Fiberboard Roof Insulation	OB500	BP-AA, SBS-AA	(Optional) One or more BP-AA, SBS-AA, SBS-TA or APP-TA	SBS-AA, SBS-TA or APP-TA	-165.0

TABLE 7B: RECOVER APPLICATIONS
SYSTEM TYPE A-1: BONDED INSULATION, BONDED ROOF COVER (BASE AND TOP LAYER INSULATION)*

^A The reported MDP documents the allowable maximum design pressure of the new insulation and roof cover when installed atop the substrate, irrespective of the deck type (See Note 1) or performance of the substrate (See Note 12). The deck and substrate shall be capable of resisting the project design pressure requirements, not to exceed the noted MDP, to the satisfaction of the Authority Having Jurisdiction.

Sys No.	Substrate (Note 1 , Note 12)	Base Insulation Layer		Top Insulation Layer		Roof Cover (Note 15)			MDP (psf)* ^A
		Type	Attach (Notes 6,7,8)	Type	Attach (Notes 6,7,8)	Base Ply	Ply	Cap Ply	
R-163.	Existing gravel-surfaced BUR, brushed/spudded and vacuumed to remove loose gravel	Min. 1.5-inch EnergyGuard Polyiso Insulation, EnergyGuard RA, EnergyGuard RH, EnergyGuard RN or EnergyGuard Ultra	OB500, 4-inch o.c.	Min. 0.25-inch SECUROCK Gypsum-Fiber Roof Board	OB500	BP-AA or SBS-AA	(Optional) BP-AA, SBS-AA, SBS-TA or APP-TA	SBS-AA, SBS-TA or APP-TA	-187.5
R-164.	Existing gravel-surfaced BUR, brushed/spudded and vacuumed to remove loose gravel	Min. 1.5-inch EnergyGuard Polyiso Insulation, EnergyGuard RA, EnergyGuard RH, EnergyGuard RN or EnergyGuard Ultra	OB500, 4-inch o.c.	Min. 0.25-inch DensDeck Prime	OB500	SBS-TA	(Optional) SBS-TA	SBS-TA	-200.0
R-165.	Existing gravel-surfaced BUR, brushed/spudded and vacuumed to remove loose gravel	Min. 1.5-inch EnergyGuard Polyiso Insulation, EnergyGuard RA, EnergyGuard RH, EnergyGuard RN or EnergyGuard Ultra	OB500, 4-inch o.c.	Min. 0.25-inch DensDeck Prime or SECUROCK Gypsum-Fiber Roof Board	OB500	SBS-TA, APP-TA	(Optional) SBS-TA, APP-TA	SBS-TA, APP-TA	-200.0
R-166.	Existing gravel-surfaced BUR, brushed/spudded and vacuumed to remove loose gravel	Min. 1.5-inch EnergyGuard Polyiso Insulation, EnergyGuard RA, EnergyGuard RH, EnergyGuard RN or EnergyGuard Ultra	OB500, 4-inch o.c.	Min. 0.25-inch SECUROCK Gypsum-Fiber Roof Board	OB500	BP-AA or SBS-AA	(Optional) BP-AA, SBS-AA, SBS-TA or APP-TA	SBS-AA, SBS-TA or APP-TA	-200.0
R-167.	Existing mineral surface cap	Min. 1.5-inch EnergyGuard RA or EnergyGuard RN	OB500, 6-inch o.c.	Min. 0.25-inch DensDeck Prime or SECUROCK Gypsum-Fiber Roof Board	OB500, 6-inch o.c.	BP-AA, SBS-AA, SBS-TA or APP-TA	(Optional) One or more BP-AA, SBS-AA, SBS-TA or APP-TA	SBS-AA, SBS-TA or APP-TA	-240.0
SELF-ADHERING BASE PLY WITH POLYISOCYANURATE BASE INSULATION LAYER									
R-168.	Existing smooth-surface BUR	Min. 0.5-inch EnergyGuard Polyiso Insulation, EnergyGuard Ultra	LRF-M, M-OSFA	Min. 0.25-inch SECUROCK Gypsum Fiber Roof Board	LRF-M, M-OSFA	SBS-SA	(Optional) SBS-TA or APP-TA	SBS-TA or APP-TA	-75.0
R-169.	Existing smooth surfaced BUR or granule surface roof cover	Min. 1.5-inch EnergyGuard RH	LRF-M, M-OSFA	Min. 0.5-inch EnergyGuard RH HD Polyiso Insulation, EnergyGuard HD Polyiso Cover Board, EnergyGuard HD Plus Polyiso Cover Board	LRF-M, M-OSFA	SBS-SA	(Optional) SBS-TA or APP-TA	SBS-TA or APP-TA	-75.0
R-170.	Existing gravel-surfaced BUR, brushed/spudded and vacuumed to remove loose gravel	Min. 1.5-inch EnergyGuard Polyiso Insulation, EnergyGuard RH	LRF-M	Min. 0.5-inch EnergyGuard HD Polyiso Cover Board, EnergyGuard HD Plus Polyiso Cover Board	LRF-M	SBS-SA	(Optional) SBS-TA or APP-TA	SBS-TA or APP-TA	-97.5

TABLE 7b: RECOVER APPLICATIONS
SYSTEM TYPE A-1: BONDED INSULATION, BONDED ROOF COVER (BASE AND TOP LAYER INSULATION)*

^A The reported MDP documents the allowable maximum design pressure of the new insulation and roof cover when installed atop the substrate, irrespective of the deck type (See Note 1) or performance of the substrate (See Note 12). The deck and substrate shall be capable of resisting the project design pressure requirements, not to exceed the noted MDP, to the satisfaction of the Authority Having Jurisdiction.

Sys No.	Substrate (Note 1, Note 12)	Base Insulation Layer		Top Insulation Layer		Roof Cover (Note 15)			MDP (psf)* ^A
		Type	Attach (Notes 6,7,8)	Type	Attach (Notes 6,7,8)	Base Ply	Ply	Cap Ply	
R-171.	Existing gravel-surfaced BUR, brushed/spudded and vacuumed to remove loose gravel	Min. 1.5-inch EnergyGuard Polyiso Insulation, EnergyGuard Ultra	LRF-M	(Optional) Additional layer(s) base insulation and/or Min. 0.25-inch SECUROCK Gypsum-Fiber Roof Board	LRF-M	SBS-SA	(Optional) SBS-TA, APP-TA	SBS-TA, APP-TA	-110.0
R-172.	Existing gravel-surfaced BUR, brushed/spudded and vacuumed to remove loose gravel	Min. 1.5-inch EnergyGuard Polyiso Insulation, EnergyGuard Ultra	LRF-M, 6-inch o.c.	(Optional) Additional layer(s) base insulation and/or Min. 0.25-inch SECUROCK Gypsum-Fiber Roof Board	LRF-M	SBS-SA	(Optional) SBS-TA, APP-TA	SBS-TA, APP-TA	-157.5
R-173.	Existing gravel-surfaced BUR, brushed/spudded and vacuumed to remove loose gravel	Min. 1.5-inch EnergyGuard Polyiso Insulation, EnergyGuard Ultra	LRF-M, 4-inch o.c.	(Optional) Additional layer(s) base insulation and/or Min. 0.25-inch SECUROCK Gypsum-Fiber Roof Board	LRF-M	SBS-SA	(Optional) SBS-TA, APP-TA	SBS-TA, APP-TA	-200.0
R-174.	Existing granule-surface BUR or modified bitumen or smooth-surface SBS modified bitumen	Min. 0.5-inch EnergyGuard Polyiso Insulation, EnergyGuard Ultra	LRF-M, M-OSFA	Min. 0.25-inch SECUROCK Gypsum-Fiber Roof Board	LRF-M, M-OSFA	SBS-SA	(Optional) SBS-TA or APP-TA	SBS-TA or APP-TA	-225.0
R-175.	New or existing smooth- or granule-surface asphalt BUR or SBS modified bitumen or granule-surface APP modified bitumen	Min. 1.5-inch EnergyGuard Polyiso Insulation, EnergyGuard RA, EnergyGuard RN, EnergyGuard RH or EnergyGuard RM	LRF-M Canister	Min. 0.5-inch EnergyGuard HD Polyiso Cover Board, EnergyGuard HD Plus Polyiso Cover Board	LRF-M Canister	SBS-SA	(Optional) SBS-TA or APP-TA	SBS-TA or APP-TA	-97.5
R-176.	New or existing smooth- or granule-surface asphalt BUR or SBS modified bitumen or granule-surface APP modified bitumen	Min. 1.5-inch EnergyGuard Polyiso Insulation, EnergyGuard RA, EnergyGuard RN, EnergyGuard RH or EnergyGuard RM	LRF-M Canister	Min. 0.25-inch SECUROCK Gypsum-Fiber Roof Board (optional Matrix 307 Premium Asphalt Primer)	LRF-M Canister	SBS-SA	(Optional) SBS-TA, APP-TA	SBS-TA, APP-TA	-232.5
R-177.	New or existing smooth- or granule-surface asphalt BUR or SBS modified bitumen or granule-surface APP modified bitumen	Min. 1.5-inch EnergyGuard Polyiso Insulation	LRF-M Canister	(Optional) Additional layer(s) base insulation	LRF-M Canister	SBS-SA	(Optional) SBS-TA, APP-TA	SBS-TA, APP-TA	-232.5
R-178.	Existing gravel-surfaced BUR, brushed/spudded and vacuumed to remove loose gravel	Min. 1.5-inch EnergyGuard Polyiso Insulation, EnergyGuard Ultra	LRF-XF	(Optional) Additional layer(s) base insulation and/or Min. 0.25-inch SECUROCK Gypsum-Fiber Roof Board	LRF-XF	SBS-SA	(Optional) SBS-TA, APP-TA	SBS-TA, APP-TA	-110.0

TABLE 7b: RECOVER APPLICATIONS
SYSTEM TYPE A-1: BONDED INSULATION, BONDED ROOF COVER (BASE AND TOP LAYER INSULATION)*

^A The reported MDP documents the allowable maximum design pressure of the new insulation and roof cover when installed atop the substrate, irrespective of the deck type (See Note 1) or performance of the substrate (See Note 12). The deck and substrate shall be capable of resisting the project design pressure requirements, not to exceed the noted MDP, to the satisfaction of the Authority Having Jurisdiction.

Sys No.	Substrate (Note 1 , Note 12)	Base Insulation Layer		Top Insulation Layer		Roof Cover (Note 15)			MDP (psf)* ^A
		Type	Attach (Notes 6,7,8)	Type	Attach (Notes 6,7,8)	Base Ply	Ply	Cap Ply	
R-179.	Existing gravel-surfaced BUR, brushed/spudded and vacuumed to remove loose gravel	Min. 1.5-inch EnergyGuard Polyiso Insulation, EnergyGuard Ultra	LRF-XF	Min. 0.25-inch DensDeck Prime	LRF-XF	SBS-SA	(Optional) SBS-SA	SBS-SA	-110.0
R-180.	Existing gravel-surfaced BUR, brushed/spudded and vacuumed to remove loose gravel	Min. 1.5-inch EnergyGuard Polyiso Insulation, EnergyGuard Ultra	LRF-XF, 6-inch o.c.	Min. 0.25-inch DensDeck Prime	LRF-XF	SBS-SA	(Optional) SBS-SA	SBS-SA	-152.5
R-181.	Existing gravel-surfaced BUR, brushed/spudded and vacuumed to remove loose gravel	Min. 1.5-inch EnergyGuard Polyiso Insulation, EnergyGuard Ultra	LRF-XF, 6-inch o.c.	(Optional) Additional layer(s) base insulation and/or Min. 0.25-inch SECUROCK Gypsum-Fiber Roof Board	LRF-XF	SBS-SA	(Optional) SBS-TA, APP-TA	SBS-TA, APP-TA	-157.5
R-182.	Existing smooth- or granule-surface BUR or modified bitumen	Min. 0.5-inch EnergyGuard Polyiso Insulation, EnergyGuard Ultra	LRF-XF	Min. 0.25-inch SECUROCK Gypsum Fiber Roof Board	LRF-XF	SBS-SA	(Optional) SBS-TA or APP-TA	SBS-TA or APP-TA	-180.0
R-183.	Existing gravel-surfaced BUR, brushed/spudded and vacuumed to remove loose gravel	Min. 1.5-inch EnergyGuard Polyiso Insulation, EnergyGuard Ultra	LRF-XF, 4-inch o.c.	(Optional) Additional layer(s) base insulation	LRF-XF	SBS-SA	(Optional) SBS-TA, APP-TA	SBS-TA, APP-TA	-180.0
R-184.	Existing gravel-surfaced BUR, brushed/spudded and vacuumed to remove loose gravel	Min. 1.5-inch EnergyGuard Polyiso Insulation, EnergyGuard Ultra	LRF-XF, 4-inch o.c.	Min. 0.25-inch SECUROCK Gypsum-Fiber Roof Board	LRF-XF	SBS-SA	(Optional) SBS-TA, APP-TA	SBS-TA, APP-TA	-180.0
R-185.	Existing smooth surfaced BUR / APP modified bitumen or granule surface roof cover over structural concrete deck	Min. 1.5-inch EnergyGuard RH	OB500	Min. 0.5-inch EnergyGuard RH HD Polyiso Insulation, EnergyGuard HD Polyiso Cover Board, EnergyGuard HD Plus Polyiso Cover Board	OB500	SBS-SA	(Optional) SBS-TA or APP-TA	SBS-TA or APP-TA	-97.5
R-186.	Existing gravel-surfaced BUR, brushed/spudded and vacuumed to remove loose gravel	Min. 1.5-inch EnergyGuard Polyiso Insulation, EnergyGuard RH	OB500	Min. 0.5-inch EnergyGuard HD Polyiso Cover Board, EnergyGuard HD Plus Polyiso Cover Board	OB500	SBS-SA	(Optional) SBS-TA or APP-TA	SBS-TA or APP-TA	-97.5
R-187.	Existing gravel-surfaced BUR, brushed/spudded and vacuumed to remove loose gravel	Min. 1.5-inch EnergyGuard Polyiso Insulation, EnergyGuard Ultra	OB500	(Optional) Additional layer(s) base insulation	OB500	SBS-SA	(Optional) SBS-TA, APP-TA	SBS-TA, APP-TA	-110.0
R-188.	Existing gravel-surfaced BUR, brushed/spudded and vacuumed to remove loose gravel	Min. 1.5-inch EnergyGuard Polyiso Insulation, EnergyGuard RA, EnergyGuard RH, EnergyGuard RN, EnergyGuard Ultra	OB500	Min. 0.25-inch DensDeck Prime	OB500	SBS-SA	(Optional) SBS-SA	SBS-SA	-110.0

TABLE 7b: RECOVER APPLICATIONS
SYSTEM TYPE A-1: BONDED INSULATION, BONDED ROOF COVER (BASE AND TOP LAYER INSULATION)*

^A The reported MDP documents the allowable maximum design pressure of the new insulation and roof cover when installed atop the substrate, irrespective of the deck type (See Note 1) or performance of the substrate (See Note 12). The deck and substrate shall be capable of resisting the project design pressure requirements, not to exceed the noted MDP, to the satisfaction of the Authority Having Jurisdiction.

Sys No.	Substrate (Note 1 , Note 12)	Base Insulation Layer		Top Insulation Layer		Roof Cover (Note 15)			MDP (psf)* ^A
		Type	Attach (Notes 6,7,8)	Type	Attach (Notes 6,7,8)	Base Ply	Ply	Cap Ply	
R-189.	Existing gravel-surfaced BUR, brushed/spudded and vacuumed to remove loose gravel	Min. 1.5-inch EnergyGuard Polyiso Insulation, EnergyGuard RA, EnergyGuard RH, EnergyGuard RN, EnergyGuard Ultra	OB500	Min. 0.25-inch SECUROCK Gypsum-Fiber Roof Board	OB500	SBS-SA	(Optional) SBS-TA, APP-TA	SBS-TA, APP-TA	-110.0
R-190.	Existing asphaltic roof cover	Min. 1.5-inch EnergyGuard RA, EnergyGuard RH, EnergyGuard RN	OB500	Min. 0.25-inch DensDeck, DensDeck Prime or SECUROCK Gypsum-Fiber Roof Board	OB500	SBS-SA	(Optional) SBS-SA	SBS-TA or APP-TA	-120.0
R-191.	Existing gravel-surfaced BUR, brushed/spudded and vacuumed to remove loose gravel	Min. 1.5-inch EnergyGuard Polyiso Insulation, EnergyGuard RN	OB500, 6-inch o.c.	Min. 0.25-inch SECUROCK Gypsum-Fiber Roof Board	OB500	SBS-SA	(Optional) SBS-TA, APP-TA	SBS-TA, APP-TA	-120.0
R-192.	Existing smooth APP	Min. 1.5-inch EnergyGuard RA, EnergyGuard RH, EnergyGuard RN	OB500	Min. 0.25-inch DensDeck Prime	OB500	SBS-SA	(Optional) SBS-SA	SBS-SA	-152.5
R-193.	Existing gravel-surfaced BUR, brushed/spudded and vacuumed to remove loose gravel	Min. 1.5-inch EnergyGuard Polyiso Insulation, EnergyGuard RA, EnergyGuard RH, EnergyGuard RN	OB500, 6-inch o.c.	Min. 0.25-inch DensDeck Prime	OB500	SBS-SA	(Optional) SBS-SA	SBS-SA	-152.5
R-194.	Existing gravel-surfaced BUR, brushed/spudded and vacuumed to remove loose gravel	Min. 1.5-inch EnergyGuard Polyiso Insulation, EnergyGuard Ultra	OB500, 6-inch o.c.	(Optional) Additional layer(s) base insulation	OB500	SBS-SA	(Optional) SBS-TA, APP-TA	SBS-TA, APP-TA	-157.5
R-195.	Existing gravel-surfaced BUR, brushed/spudded and vacuumed to remove loose gravel	Min. 1.5-inch EnergyGuard Polyiso Insulation, EnergyGuard RA, EnergyGuard RH, EnergyGuard RN or EnergyGuard Ultra	OB500, 6-inch o.c.	Min. 0.25-inch SECUROCK Gypsum-Fiber Roof Board	OB500	SBS-SA	(Optional) SBS-TA, APP-TA	SBS-TA, APP-TA	-157.5
R-196.	Existing smooth APP	Min. 1.5-inch EnergyGuard RA, EnergyGuard RH, EnergyGuard RN	OB500	Min. 0.25-inch DensDeck; surface shall be primed with Matrix 307 Premium Asphalt Primer or ASTM D41 primer	OB500	SBS-SA	(Optional) SBS-TA, APP-TA	SBS-TA, APP-TA	-165.0
R-197.	Existing gravel-surfaced BUR, brushed/spudded and vacuumed to remove loose gravel	Min. 1.5-inch EnergyGuard Polyiso Insulation, EnergyGuard RA, EnergyGuard RH, EnergyGuard RN	OB500, 4-inch o.c.	Min. 0.25-inch DensDeck; surface shall be primed with Matrix 307 Premium Asphalt Primer or ASTM D41 primer	OB500	SBS-SA	(Optional) SBS-TA, APP-TA	SBS-TA, APP-TA	-167.5
R-198.	Existing gravel-surfaced BUR, brushed/spudded and vacuumed to remove loose gravel	Min. 1.5-inch EnergyGuard Polyiso Insulation, EnergyGuard Ultra	OB500, 4-inch o.c.	(Optional) Additional layer(s) base insulation	OB500	SBS-SA	(Optional) SBS-TA, APP-TA	SBS-TA, APP-TA	-200.0

TABLE 7b: RECOVER APPLICATIONS
SYSTEM TYPE A-1: BONDED INSULATION, BONDED ROOF COVER (BASE AND TOP LAYER INSULATION)*

^A The reported MDP documents the allowable maximum design pressure of the new insulation and roof cover when installed atop the substrate, irrespective of the deck type (See Note 1) or performance of the substrate (See Note 12). The deck and substrate shall be capable of resisting the project design pressure requirements, not to exceed the noted MDP, to the satisfaction of the Authority Having Jurisdiction.

Sys No.	Substrate (Note 1, Note 12)	Base Insulation Layer		Top Insulation Layer		Roof Cover (Note 15)			MDP (psf)* ^A
		Type	Attach (Notes 6,7,8)	Type	Attach (Notes 6,7,8)	Base Ply	Ply	Cap Ply	
R-199.	Existing gravel-surfaced BUR, brushed/spudded and vacuumed to remove loose gravel	Min. 1.5-inch EnergyGuard Polyiso Insulation, EnergyGuard RA, EnergyGuard RH, EnergyGuard RN or EnergyGuard Ultra	OB500, 4-inch o.c.	Min. 0.25-inch SECUROCK Gypsum-Fiber Roof Board	OB500	SBS-SA	(Optional) SBS-TA, APP-TA	SBS-TA, APP-TA	-200.0
R-200.	Existing smooth- or granule-surface BUR or modified bitumen	Min. 0.5-inch EnergyGuard Polyiso Insulation, EnergyGuard Ultra	OB500	Min. 0.25-inch SECUROCK Gypsum-Fiber Roof Board	OB500	SBS-SA	(Optional) SBS-TA or APP-TA	SBS-TA or APP-TA	-225.0
R-201.	Existing mineral surface cap	Min. 1.5-inch EnergyGuard RA or EnergyGuard RN	OB500, 6-inch o.c.	Min. 0.25-inch SECUROCK Gypsum-Fiber Roof Board (primer optional)	OB500, 6-inch o.c.	SBS-SA	(Optional) SBS-TA, APP-TA	SBS-TA, APP-TA	-240.0
VENTING SYSTEMS WITH POLYISOCYANURATE BASE INSULATION LAYER:									
R-202.	Existing asphaltic roof cover	Min. 1.5-inch EnergyGuard RA, EnergyGuard RH, EnergyGuard RN or EnergyGuard Ultra	Hot asphalt	Min. 0.75-inch EnergyGuard Perlite Roof Insulation (homogeneous)	Hot asphalt	GAFGLAS Stratavent Perforated Venting Base Sheet	(Optional) One or more BP-AA, SBS-AA	SBS-AA	-90.0
R-203.	Existing asphaltic roof cover	Min. 1.5-inch EnergyGuard RA, EnergyGuard RH, EnergyGuard RN or EnergyGuard Ultra	Hot asphalt	Min. 0.75-inch EnergyGuard Perlite Roof Insulation (homogeneous)	Hot asphalt	GAFGLAS Stratavent Perforated Venting Base Sheet	One or more BP-AA, SBS-AA	SBS-TA or APP-TA	-90.0
R-204.	Existing asphaltic roof cover	Min. 1.5-inch EnergyGuard RA, EnergyGuard RH, EnergyGuard RN or EnergyGuard Ultra	Hot asphalt	Min. 0.5-inch Structodek High Density Fiberboard Roof Insulation	Hot asphalt	GAFGLAS Stratavent Perforated Venting Base Sheet	(Optional) One or more BP-AA, SBS-AA	SBS-AA	-90.0
R-205.	Existing asphaltic roof cover	Min. 1.5-inch EnergyGuard RA, EnergyGuard RH, EnergyGuard RN or EnergyGuard Ultra	Hot asphalt	Min. 0.5-inch Structodek High Density Fiberboard Roof Insulation	Hot asphalt	GAFGLAS Stratavent Perforated Venting Base Sheet	One or more BP-AA, SBS-AA	SBS-TA or APP-TA	-90.0
R-206.	Existing asphaltic roof cover	Min. 1.5-inch EnergyGuard RA, EnergyGuard RH, EnergyGuard RN	Hot asphalt	(Optional) Additional layer(s) base insulation	Hot asphalt	GAFGLAS Stratavent Perforated Venting Base Sheet	(Optional) One or more BP-AA, SBS-AA	SBS-AA	-150.0
R-207.	Existing asphaltic roof cover	Min. 1.5-inch EnergyGuard RA, EnergyGuard RH, EnergyGuard RN	Hot asphalt	(Optional) Additional layer(s) base insulation	Hot asphalt	GAFGLAS Stratavent Perforated Venting Base Sheet	One or more BP-AA, SBS-AA	SBS-TA or APP-TA	-150.0
R-208.	Existing asphaltic roof cover	Min. 1.5-inch EnergyGuard Ultra	Hot asphalt	(Optional) Additional layer(s) base insulation	Hot asphalt	GAFGLAS Stratavent Perforated Venting Base Sheet	(Optional) One or more BP-AA, SBS-AA	SBS-AA	-172.5
R-209.	Existing asphaltic roof cover	Min. 1.5-inch EnergyGuard Ultra	Hot asphalt	(Optional) Additional layer(s) base insulation	Hot asphalt	GAFGLAS Stratavent Perforated Venting Base Sheet	One or more BP-AA, SBS-AA	SBS-TA or APP-TA	-172.5

TABLE 7b: RECOVER APPLICATIONS
SYSTEM TYPE A-1: BONDED INSULATION, BONDED ROOF COVER (BASE AND TOP LAYER INSULATION)*

^A The reported MDP documents the allowable maximum design pressure of the new insulation and roof cover when installed atop the substrate, irrespective of the deck type (See Note 1) or performance of the substrate (See Note 12). The deck and substrate shall be capable of resisting the project design pressure requirements, not to exceed the noted MDP, to the satisfaction of the Authority Having Jurisdiction.

Sys No.	Substrate (Note 1 , Note 12)	Base Insulation Layer		Top Insulation Layer		Roof Cover (Note 15)			MDP (psf)* ^A
		Type	Attach (Notes 6,7,8)	Type	Attach (Notes 6,7,8)	Base Ply	Ply	Cap Ply	
R-210.	Existing asphaltic roof cover	Min. 1.5-inch EnergyGuard RA, EnergyGuard RH, EnergyGuard RN or EnergyGuard Ultra	Hot asphalt	Min. 0.25-inch DensDeck or DensDeck Prime	Hot asphalt	GAFGLAS Stratavent Perforated Venting Base Sheet	(Optional) One or more BP-AA, SBS-AA	SBS-AA	-240.0
R-211.	Existing asphaltic roof cover	Min. 1.5-inch EnergyGuard RA, EnergyGuard RH, EnergyGuard RN or EnergyGuard Ultra	Hot asphalt	Min. 0.25-inch DensDeck or DensDeck Prime	Hot asphalt	GAFGLAS Stratavent Perforated Venting Base Sheet	One or more BP-AA, SBS-AA	SBS-TA or APP-TA	-240.0
R-212.	New or existing smooth- or granule-surface asphalt BUR or SBS modified bitumen or granule-surface APP modified bitumen	Min. 1.5-inch EnergyGuard RA, EnergyGuard RH, EnergyGuard RN	LRF-M Canister	(Optional) Additional layer(s) base insulation	LRF-M Canister	GAFGLAS Stratavent Perforated Venting Base Sheet	(Optional) One or more BP-AA, SBS-AA	SBS-AA	-150.0
R-213.	New or existing smooth- or granule-surface asphalt BUR or SBS modified bitumen or granule-surface APP modified bitumen	Min. 1.5-inch EnergyGuard RA, EnergyGuard RH, EnergyGuard RN	LRF-M Canister	(Optional) Additional layer(s) base insulation	LRF-M Canister	GAFGLAS Stratavent Perforated Venting Base Sheet	One or more BP-AA, SBS-AA	SBS-TA or APP-TA	-150.0
R-214.	New or existing smooth- or granule-surface asphalt BUR or SBS modified bitumen or granule-surface APP modified bitumen	Min. 1.5-inch EnergyGuard Polyiso Insulation, EnergyGuard RA, EnergyGuard RN, EnergyGuard RH or EnergyGuard RM	LRF-M Canister	Min. 0.25-inch DensDeck Prime	LRF-M Canister	GAFGLAS Stratavent Perforated Venting Base Sheet	(Optional) One or more BP-AA, SBS-AA	SBS-AA	-240.0
R-215.	New or existing smooth- or granule-surface asphalt BUR or SBS modified bitumen or granule-surface APP modified bitumen	Min. 1.5-inch EnergyGuard Polyiso Insulation, EnergyGuard RA, EnergyGuard RN, EnergyGuard RH or EnergyGuard RM	LRF-M Canister	Min. 0.25-inch DensDeck Prime	LRF-M Canister	GAFGLAS Stratavent Perforated Venting Base Sheet	One or more BP-AA, SBS-AA	SBS-TA or APP-TA	-240.0
R-216.	Existing gravel-surfaced BUR, brushed/spudded and vacuumed to remove loose gravel	Min. 1.5-inch EnergyGuard Ultra	LRF-XF	(Optional) Additional layer(s) base insulation	LRF-XF	GAFGLAS Stratavent Perforated Venting Base Sheet	(Optional) One or more BP-AA, SBS-AA	SBS-AA	-110.0
R-217.	Existing gravel-surfaced BUR, brushed/spudded and vacuumed to remove loose gravel	Min. 1.5-inch EnergyGuard Ultra	LRF-XF	(Optional) Additional layer(s) base insulation	LRF-XF	GAFGLAS Stratavent Perforated Venting Base Sheet	One or more BP-AA, SBS-AA	SBS-TA or APP-TA	-110.0

TABLE 7b: RECOVER APPLICATIONS
SYSTEM TYPE A-1: BONDED INSULATION, BONDED ROOF COVER (BASE AND TOP LAYER INSULATION)*

^A The reported MDP documents the allowable maximum design pressure of the new insulation and roof cover when installed atop the substrate, irrespective of the deck type (See Note 1) or performance of the substrate (See Note 12). The deck and substrate shall be capable of resisting the project design pressure requirements, not to exceed the noted MDP, to the satisfaction of the Authority Having Jurisdiction.

Sys No.	Substrate (Note 1 , Note 12)	Base Insulation Layer		Top Insulation Layer		Roof Cover (Note 15)			MDP (psf)* ^A
		Type	Attach (Notes 6,7,8)	Type	Attach (Notes 6,7,8)	Base Ply	Ply	Cap Ply	
R-218.	Existing gravel-surfaced BUR, brushed/spudded and vacuumed to remove loose gravel	Min. 1.5-inch EnergyGuard Polyiso Insulation, EnergyGuard RA, EnergyGuard RH or EnergyGuard Ultra	LRF-XF	Min. 0.25-inch DensDeck Prime	LRF-XF	GAFGLAS Stratavent Perforated Venting Base Sheet	(Optional) One or more BP-AA, SBS-AA	SBS-AA	-110.0
R-219.	Existing gravel-surfaced BUR, brushed/spudded and vacuumed to remove loose gravel	Min. 1.5-inch EnergyGuard Polyiso Insulation, EnergyGuard RA, EnergyGuard RH or EnergyGuard Ultra	LRF-XF	Min. 0.25-inch DensDeck Prime	LRF-XF	GAFGLAS Stratavent Perforated Venting Base Sheet	One or more BP-AA, SBS-AA	SBS-TA or APP-TA	-110.0
R-220.	Existing gravel-surfaced BUR, brushed/spudded and vacuumed to remove loose gravel	Min. 1.5-inch EnergyGuard Ultra	LRF-XF, 6-inch o.c.	(Optional) Additional layer(s) base insulation	LRF-XF	GAFGLAS Stratavent Perforated Venting Base Sheet	(Optional) One or more BP-AA, SBS-AA	SBS-AA	-157.5
R-221.	Existing gravel-surfaced BUR, brushed/spudded and vacuumed to remove loose gravel	Min. 1.5-inch EnergyGuard Ultra	LRF-XF, 6-inch o.c.	(Optional) Additional layer(s) base insulation	LRF-XF	GAFGLAS Stratavent Perforated Venting Base Sheet	One or more BP-AA, SBS-AA	SBS-TA or APP-TA	-157.5
R-222.	Existing gravel-surfaced BUR, brushed/spudded and vacuumed to remove loose gravel	Min. 1.5-inch EnergyGuard Polyiso Insulation, EnergyGuard RA, EnergyGuard RH or EnergyGuard Ultra	LRF-XF, 6-inch o.c.	Min. 0.25-inch DensDeck Prime	LRF-XF	GAFGLAS Stratavent Perforated Venting Base Sheet	(Optional) One or more BP-AA, SBS-AA	SBS-AA	-157.5
R-223.	Existing gravel-surfaced BUR, brushed/spudded and vacuumed to remove loose gravel	Min. 1.5-inch EnergyGuard Polyiso Insulation, EnergyGuard RA, EnergyGuard RH or EnergyGuard Ultra	LRF-XF, 6-inch o.c.	Min. 0.25-inch DensDeck Prime	LRF-XF	GAFGLAS Stratavent Perforated Venting Base Sheet	One or more BP-AA, SBS-AA	SBS-TA or APP-TA	-157.5
R-224.	Existing gravel-surfaced BUR, brushed/spudded and vacuumed to remove loose gravel	Min. 1.5-inch EnergyGuard Ultra	LRF-XF, 4-inch o.c.	(Optional) Additional layer(s) base insulation	LRF-XF	GAFGLAS Stratavent Perforated Venting Base Sheet	(Optional) One or more BP-AA, SBS-AA	SBS-AA	-172.5
R-225.	Existing gravel-surfaced BUR, brushed/spudded and vacuumed to remove loose gravel	Min. 1.5-inch EnergyGuard Ultra	LRF-XF, 4-inch o.c.	(Optional) Additional layer(s) base insulation	LRF-XF	GAFGLAS Stratavent Perforated Venting Base Sheet	One or more BP-AA, SBS-AA	SBS-TA or APP-TA	-172.5
R-226.	Existing gravel-surfaced BUR, brushed/spudded and vacuumed to remove loose gravel	Min. 1.5-inch EnergyGuard Polyiso Insulation, EnergyGuard RA, EnergyGuard RH or EnergyGuard Ultra	LRF-XF	Min. 0.25-inch DensDeck Prime	LRF-XF	GAFGLAS Stratavent Perforated Venting Base Sheet	(Optional) One or more BP-AA, SBS-AA	SBS-AA	-200.0

TABLE 7b: RECOVER APPLICATIONS
SYSTEM TYPE A-1: BONDED INSULATION, BONDED ROOF COVER (BASE AND TOP LAYER INSULATION)*

^A The reported MDP documents the allowable maximum design pressure of the new insulation and roof cover when installed atop the substrate, irrespective of the deck type (See Note 1) or performance of the substrate (See Note 12). The deck and substrate shall be capable of resisting the project design pressure requirements, not to exceed the noted MDP, to the satisfaction of the Authority Having Jurisdiction.

Sys No.	Substrate (Note 1 , Note 12)	Base Insulation Layer		Top Insulation Layer		Roof Cover (Note 15)			MDP (psf)* ^A
		Type	Attach (Notes 6,7,8)	Type	Attach (Notes 6,7,8)	Base Ply	Ply	Cap Ply	
R-227.	Existing gravel-surfaced BUR, brushed/spudded and vacuumed to remove loose gravel	Min. 1.5-inch EnergyGuard Polyiso Insulation, EnergyGuard RA, EnergyGuard RH or EnergyGuard Ultra	LRF-XF	Min. 0.25-inch DensDeck Prime	LRF-XF	GAFGLAS Stratavent Perforated Venting Base Sheet	One or more BP-AA, SBS-AA	SBS-TA or APP-TA	-200.0
R-228.	Existing gravel-surfaced BUR, brushed/spudded and vacuumed to remove loose gravel	Min. 1.5-inch EnergyGuard Polyiso Insulation, EnergyGuard RA, EnergyGuard RH, EnergyGuard RN or EnergyGuard Ultra	OB500	Min. 0.5-inch Structodek High Density Fiberboard Roof Insulation	OB500	GAFGLAS Stratavent Perforated Venting Base Sheet	(Optional) One or more BP-AA, SBS-AA	SBS-AA	-90.0
R-229.	Existing gravel-surfaced BUR, brushed/spudded and vacuumed to remove loose gravel	Min. 1.5-inch EnergyGuard Polyiso Insulation, EnergyGuard RA, EnergyGuard RH, EnergyGuard RN or EnergyGuard Ultra	OB500	Min. 0.5-inch Structodek High Density Fiberboard Roof Insulation	OB500	GAFGLAS Stratavent Perforated Venting Base Sheet	One or more BP-AA, SBS-AA	SBS-TA or APP-TA	-90.0
R-230.	Existing gravel-surfaced BUR, brushed/spudded and vacuumed to remove loose gravel	Min. 1.5-inch EnergyGuard Ultra	OB500	(Optional) Additional layer(s) base insulation	OB500	GAFGLAS Stratavent Perforated Venting Base Sheet	(Optional) One or more BP-AA, SBS-AA	SBS-AA	-110.0
R-231.	Existing gravel-surfaced BUR, brushed/spudded and vacuumed to remove loose gravel	Min. 1.5-inch EnergyGuard Ultra	OB500	(Optional) Additional layer(s) base insulation	OB500	GAFGLAS Stratavent Perforated Venting Base Sheet	One or more BP-AA, SBS-AA	SBS-TA or APP-TA	-110.0
R-232.	Existing gravel-surfaced BUR, brushed/spudded and vacuumed to remove loose gravel	Min. 1.5-inch EnergyGuard Polyiso Insulation, EnergyGuard RA, EnergyGuard RH, EnergyGuard RN or EnergyGuard Ultra	OB500	Min. 0.25-inch DensDeck or DensDeck Prime	OB500	GAFGLAS Stratavent Perforated Venting Base Sheet	(Optional) One or more BP-AA, SBS-AA	SBS-AA	-110.0
R-233.	Existing gravel-surfaced BUR, brushed/spudded and vacuumed to remove loose gravel	Min. 1.5-inch EnergyGuard Polyiso Insulation, EnergyGuard RA, EnergyGuard RH, EnergyGuard RN or EnergyGuard Ultra	OB500	Min. 0.25-inch DensDeck or DensDeck Prime	OB500	GAFGLAS Stratavent Perforated Venting Base Sheet	One or more BP-AA, SBS-AA	SBS-TA or APP-TA	-110.0
R-234.	Existing gravel-surfaced BUR, brushed/spudded and vacuumed to remove loose gravel	Min. 1.5-inch EnergyGuard Ultra	OB500, 6-inch o.c.	(Optional) Additional layer(s) base insulation	OB500	GAFGLAS Stratavent Perforated Venting Base Sheet	(Optional) One or more BP-AA, SBS-AA	SBS-AA	-150.0
R-235.	Existing gravel-surfaced BUR, brushed/spudded and vacuumed to remove loose gravel	Min. 1.5-inch EnergyGuard Ultra	OB500, 6-inch o.c.	(Optional) Additional layer(s) base insulation	OB500	GAFGLAS Stratavent Perforated Venting Base Sheet	One or more BP-AA, SBS-AA	SBS-TA or APP-TA	-150.0

TABLE 7b: RECOVER APPLICATIONS
SYSTEM TYPE A-1: BONDED INSULATION, BONDED ROOF COVER (BASE AND TOP LAYER INSULATION)*

^A The reported MDP documents the allowable maximum design pressure of the new insulation and roof cover when installed atop the substrate, irrespective of the deck type (See Note 1) or performance of the substrate (See Note 12). The deck and substrate shall be capable of resisting the project design pressure requirements, not to exceed the noted MDP, to the satisfaction of the Authority Having Jurisdiction.

Sys No.	Substrate (Note 1 , Note 12)	Base Insulation Layer		Top Insulation Layer		Roof Cover (Note 15)			MDP (psf)* ^A
		Type	Attach (Notes 6,7,8)	Type	Attach (Notes 6,7,8)	Base Ply	Ply	Cap Ply	
R-236.	Existing gravel-surfaced BUR, brushed/spudded and vacuumed to remove loose gravel	Min. 1.5-inch EnergyGuard Polyiso Insulation, EnergyGuard RA, EnergyGuard RH, EnergyGuard RN or EnergyGuard Ultra	OB500, 6-inch o.c.	Min. 0.25-inch DensDeck or DensDeck Prime	OB500	GAFGLAS Stratavent Perforated Venting Base Sheet	(Optional) One or more BP-AA, SBS-AA	SBS-AA	-150.0
R-237.	Existing gravel-surfaced BUR, brushed/spudded and vacuumed to remove loose gravel	Min. 1.5-inch EnergyGuard Polyiso Insulation, EnergyGuard RA, EnergyGuard RH, EnergyGuard RN or EnergyGuard Ultra	OB500, 6-inch o.c.	Min. 0.25-inch DensDeck or DensDeck Prime	OB500	GAFGLAS Stratavent Perforated Venting Base Sheet	One or more BP-AA, SBS-AA	SBS-TA or APP-TA	-150.0
COLD-APPLIED SYSTEMS WITH POLYISOCYANURATE BASE INSULATION LAYER:									
R-238.	Existing asphalt BUR	Min. 1.5-inch EnergyGuard RA, EnergyGuard RH, EnergyGuard RN	Hot asphalt	Min. 0.25-inch DensDeck Prime or SECUROCK Gypsum-Fiber Roof Board	Hot asphalt	SBS-CA1	None	SBS-CA1	-120.0
R-239.	Existing mineral surface cap	Min. 1.5-inch EnergyGuard RA, EnergyGuard RH, EnergyGuard RN	Hot asphalt	Min. 0.25-inch DensDeck Prime or SECUROCK Gypsum-Fiber Roof Board	Hot asphalt	SBS-CA1	None	SBS-CA1	-127.5
R-240.	Existing smooth surfaced BUR or granule surface roof cover	Min. 1.5-inch EnergyGuard RH	LRF-M, M-OSFA	Min. 0.5-inch EnergyGuard RH HD Polyiso Insulation, EnergyGuard HD Polyiso Cover Board, EnergyGuard HD Plus Polyiso Cover Board	LRF-M, M-OSFA	SBS-CA or SBS-CA1	None	SBS-CA or SBS-CA1	-75.0
R-241.	Existing gravel-surfaced BUR, brushed/spudded and vacuumed to remove loose gravel	Min. 1.5-inch EnergyGuard Polyiso Insulation, EnergyGuard RA, EnergyGuard RH, EnergyGuard RN	LRF-M	Min. 0.25-inch DensDeck Prime or SECUROCK Gypsum-Fiber Roof Board	LRF-M	SBS-CA1	None	SBS-CA1	-110.0
R-242.	Existing gravel-surfaced BUR, brushed/spudded and vacuumed to remove loose gravel	Min. 1.5-inch EnergyGuard Polyiso Insulation, EnergyGuard RA, EnergyGuard RH, EnergyGuard RN	LRF-M, 6-inch o.c.	Min. 0.25-inch DensDeck Prime	LRF-M	SBS-CA1	None	SBS-CA1	-127.5
R-243.	Existing gravel-surfaced BUR, brushed/spudded and vacuumed to remove loose gravel	Min. 1.5-inch EnergyGuard Polyiso Insulation, EnergyGuard RA, EnergyGuard RH, EnergyGuard RN	LRF-M, 6-inch o.c.	Min. 0.25-inch SECUROCK Gypsum-Fiber Roof Board	LRF-M	SBS-CA1	None	SBS-CA1	-157.5
R-244.	Existing gravel-surfaced BUR, brushed/spudded and vacuumed to remove loose gravel	Min. 1.5-inch EnergyGuard Polyiso Insulation, EnergyGuard RA, EnergyGuard RH, EnergyGuard RN	LRF-M, 4-inch o.c.	Min. 0.25-inch SECUROCK Gypsum-Fiber Roof Board	LRF-M	SBS-CA1	None	SBS-CA1	-172.5

TABLE 7b: RECOVER APPLICATIONS
SYSTEM TYPE A-1: BONDED INSULATION, BONDED ROOF COVER (BASE AND TOP LAYER INSULATION)*

^A The reported MDP documents the allowable maximum design pressure of the new insulation and roof cover when installed atop the substrate, irrespective of the deck type (See Note 1) or performance of the substrate (See Note 12). The deck and substrate shall be capable of resisting the project design pressure requirements, not to exceed the noted MDP, to the satisfaction of the Authority Having Jurisdiction.

Sys No.	Substrate (Note 1 , Note 12)	Base Insulation Layer		Top Insulation Layer		Roof Cover (Note 15)			MDP (psf)* ^A
		Type	Attach (Notes 6,7,8)	Type	Attach (Notes 6,7,8)	Base Ply	Ply	Cap Ply	
R-245.	New or existing smooth- or granule-surface asphalt BUR or SBS modified bitumen or granule-surface APP modified bitumen	Min. 1.5-inch EnergyGuard Polyiso Insulation, EnergyGuard RA, EnergyGuard RN, EnergyGuard RH or EnergyGuard RM	LRF-M Canister	Min. 0.25-inch DensDeck Prime	LRF-M Canister	SBS-CA1	None	SBS-CA1	-127.5
R-246.	New or existing smooth- or granule-surface asphalt BUR or SBS modified bitumen or granule-surface APP modified bitumen	Min. 1.5-inch EnergyGuard Polyiso Insulation, EnergyGuard RA, EnergyGuard RN, EnergyGuard RH or EnergyGuard RM	LRF-M Canister	Min. 0.25-inch SECUROCK Gypsum-Fiber Roof Board	LRF-M Canister	SBS-CA1	None	SBS-CA1	-172.5
R-247.	Existing gravel-surfaced BUR, brushed/spudded and vacuumed to remove loose gravel	Min. 1.5-inch EnergyGuard Polyiso Insulation, EnergyGuard RA, EnergyGuard RH	LRF-XF	Min. 0.25-inch DensDeck Prime or SECUROCK Gypsum-Fiber Roof Board	LRF-XF	SBS-CA1	None	SBS-CA1	-110.0
R-248.	Existing gravel-surfaced BUR, brushed/spudded and vacuumed to remove loose gravel	Min. 1.5-inch EnergyGuard Polyiso Insulation, EnergyGuard RA, EnergyGuard RH	LRF-XF, 6-inch o.c.	Min. 0.25-inch DensDeck Prime	LRF-XF	SBS-CA1	None	SBS-CA1	-127.5
R-249.	Existing gravel-surfaced BUR, brushed/spudded and vacuumed to remove loose gravel	Min. 1.5-inch EnergyGuard Polyiso Insulation, EnergyGuard RA, EnergyGuard RH	LRF-XF, 6-inch o.c.	Min. 0.25-inch SECUROCK Gypsum-Fiber Roof Board	LRF-XF	SBS-CA1	None	SBS-CA1	-157.5
R-250.	Existing gravel-surfaced BUR, brushed/spudded and vacuumed to remove loose gravel	Min. 1.5-inch EnergyGuard Polyiso Insulation, EnergyGuard RA, EnergyGuard RH	LRF-XF, 4-inch o.c.	Min. 0.25-inch SECUROCK Gypsum-Fiber Roof Board	LRF-XF	SBS-CA1	None	SBS-CA1	-172.5
R-251.	Existing asphaltic roof cover or gravel-surfaced BUR, brushed/spudded and vacuumed to remove loose gravel	Min. 1.5-inch EnergyGuard Polyiso Insulation, EnergyGuard RA, EnergyGuard RH, EnergyGuard RN	OB500	Min. 0.5-inch Structodek High Density Fiberboard Roof Insulation	OB500	SBS-CA	None	SBS-CA	-45.0
R-252.	Existing smooth surfaced BUR / APP modified bitumen, granule surface roof cover or gravel-surfaced BUR, brushed/spudded and vacuumed to remove loose gravel over structural concrete deck	Min. 1.5-inch EnergyGuard Polyiso Insulation, EnergyGuard RH	OB500	Min. 0.5-inch EnergyGuard RH HD Polyiso Insulation, EnergyGuard HD Polyiso Cover Board, EnergyGuard HD Plus Polyiso Cover Board	OB500	SBS-CA or SBS-CA1	None	SBS-CA or SBS-CA1	-97.5

TABLE 7b: RECOVER APPLICATIONS
SYSTEM TYPE A-1: BONDED INSULATION, BONDED ROOF COVER (BASE AND TOP LAYER INSULATION)*

^A The reported MDP documents the allowable maximum design pressure of the new insulation and roof cover when installed atop the substrate, irrespective of the deck type (See Note 1) or performance of the substrate (See Note 12). The deck and substrate shall be capable of resisting the project design pressure requirements, not to exceed the noted MDP, to the satisfaction of the Authority Having Jurisdiction.

Sys No.	Substrate (Note 1 , Note 12)	Base Insulation Layer		Top Insulation Layer		Roof Cover (Note 15)			MDP (psf) ^{*A}
		Type	Attach (Notes 6,7,8)	Type	Attach (Notes 6,7,8)	Base Ply	Ply	Cap Ply	
R-253.	Existing gravel-surfaced BUR, brushed/spudded and vacuumed to remove loose gravel	Min. 1.5-inch EnergyGuard Polyiso Insulation, EnergyGuard RA, EnergyGuard RH, EnergyGuard RN	OB500	Min. 0.25-inch DensDeck Prime or SECUROCK Gypsum-Fiber Roof Board	OB500	SBS-CA1	None	SBS-CA1	-110.0
R-254.	Existing asphalt BUR	Min. 1.5-inch EnergyGuard RA, EnergyGuard RH, EnergyGuard RN	OB500	Min. 0.25-inch DensDeck Prime or SECUROCK Gypsum-Fiber Roof Board	OB500	SBS-CA1	None	SBS-CA1	-120.0
R-255.	Existing smooth APP or mineral surface cap	Min. 1.5-inch EnergyGuard RA, EnergyGuard RH, EnergyGuard RN	OB500	Min. 0.25-inch DensDeck Prime	OB500	SBS-CA1	None	SBS-CA1	-127.5
R-256.	Existing gravel-surfaced BUR, brushed/spudded and vacuumed to remove loose gravel	Min. 1.5-inch EnergyGuard Polyiso Insulation, EnergyGuard RA, EnergyGuard RH, EnergyGuard RN	OB500, 6-inch o.c.	Min. 0.25-inch DensDeck Prime	OB500	SBS-CA1	None	SBS-CA1	-127.5
R-257.	Existing gravel-surfaced BUR, brushed/spudded and vacuumed to remove loose gravel	Min. 1.5-inch EnergyGuard Polyiso Insulation, EnergyGuard RA, EnergyGuard RH, EnergyGuard RN	OB500, 6-inch o.c.	Min. 0.25-inch SECUROCK Gypsum-Fiber Roof Board	OB500	SBS-CA1	None	SBS-CA1	-157.5
R-258.	Existing smooth APP	Min. 1.5-inch EnergyGuard RA, EnergyGuard RH, EnergyGuard RN	OB500	Min. 0.25-inch SECUROCK Gypsum-Fiber Roof Board	OB500	SBS-CA1	None	SBS-CA1	-165.0
R-259.	Existing mineral surface cap	Min. 1.5-inch EnergyGuard RA, EnergyGuard RH, EnergyGuard RN	OB500	Min. 0.25-inch SECUROCK Gypsum-Fiber Roof Board	OB500	SBS-CA1	None	SBS-CA1	-172.5
R-260.	Existing gravel-surfaced BUR, brushed/spudded and vacuumed to remove loose gravel	Min. 1.5-inch EnergyGuard Polyiso Insulation, EnergyGuard RA, EnergyGuard RH, EnergyGuard RN	OB500, 4-inch o.c.	Min. 0.25-inch SECUROCK Gypsum-Fiber Roof Board	OB500	SBS-CA1	None	SBS-CA1	-172.5
HYBRID HOT/COLD-APPLIED SYSTEMS WITH POLYISOCYANURATE BASE INSULATION LAYER:									
R-261.	Existing asphalt BUR	Min. 1.5-inch EnergyGuard RA, EnergyGuard RH, EnergyGuard RN	Hot asphalt	Min. 0.25-inch DensDeck Prime or SECUROCK Gypsum-Fiber Roof Board	Hot asphalt	BP-AA or SBS-AA	(Optional) BP-AA or SBS-AA	SBS-CA1	-120.0
R-262.	Existing mineral surface cap	Min. 1.5-inch EnergyGuard RA, EnergyGuard RH, EnergyGuard RN	Hot asphalt	Min. 0.25-inch DensDeck Prime or SECUROCK Gypsum-Fiber Roof Board	Hot asphalt	BP-AA or SBS-AA	(Optional) BP-AA or SBS-AA	SBS-CA1	-127.5
R-263.	Existing gravel-surfaced BUR, brushed/spudded and vacuumed to remove loose gravel	Min. 1.5-inch EnergyGuard Polyiso Insulation, EnergyGuard RA, EnergyGuard RH, EnergyGuard RN	LRF-M	Min. 0.25-inch DensDeck Prime or SECUROCK Gypsum-Fiber Roof Board	LRF-M	BP-AA or SBS-AA	(Optional) BP-AA or SBS-AA	SBS-CA1	-110.0
R-264.	Existing gravel-surfaced BUR, brushed/spudded and vacuumed to remove loose gravel	Min. 1.5-inch EnergyGuard Polyiso Insulation, EnergyGuard RA, EnergyGuard RH, EnergyGuard RN	LRF-M, 6-inch o.c.	Min. 0.25-inch DensDeck Prime	LRF-M	BP-AA or SBS-AA	(Optional) BP-AA or SBS-AA	SBS-CA1	-127.5

TABLE 7b: RECOVER APPLICATIONS
SYSTEM TYPE A-1: BONDED INSULATION, BONDED ROOF COVER (BASE AND TOP LAYER INSULATION)*

^A The reported MDP documents the allowable maximum design pressure of the new insulation and roof cover when installed atop the substrate, irrespective of the deck type (See Note 1) or performance of the substrate (See Note 12). The deck and substrate shall be capable of resisting the project design pressure requirements, not to exceed the noted MDP, to the satisfaction of the Authority Having Jurisdiction.

Sys No.	Substrate (Note 1 , Note 12)	Base Insulation Layer		Top Insulation Layer		Roof Cover (Note 15)			MDP (psf)* ^A
		Type	Attach (Notes 6,7,8)	Type	Attach (Notes 6,7,8)	Base Ply	Ply	Cap Ply	
R-265.	Existing gravel-surfaced BUR, brushed/spudded and vacuumed to remove loose gravel	Min. 1.5-inch EnergyGuard Polyiso Insulation, EnergyGuard RA, EnergyGuard RH, EnergyGuard RN	LRF-M, 6-inch o.c.	Min. 0.25-inch SECUROCK Gypsum-Fiber Roof Board	LRF-M	BP-AA or SBS-AA	(Optional) BP-AA or SBS-AA	SBS-CA1	-157.5
R-266.	Existing gravel-surfaced BUR, brushed/spudded and vacuumed to remove loose gravel	Min. 1.5-inch EnergyGuard Polyiso Insulation, EnergyGuard RA, EnergyGuard RH, EnergyGuard RN	LRF-M, 4-inch o.c.	Min. 0.25-inch SECUROCK Gypsum-Fiber Roof Board	LRF-M	BP-AA or SBS-AA	(Optional) BP-AA or SBS-AA	SBS-CA1	-172.5
R-267.	New or existing smooth- or granule-surface asphalt BUR or SBS modified bitumen or granule-surface APP modified bitumen	Min. 1.5-inch EnergyGuard Polyiso Insulation, EnergyGuard RA, EnergyGuard RN, EnergyGuard RH or EnergyGuard RM	LRF-M Canister	Min. 0.25-inch DensDeck Prime	LRF-M Canister	BP-AA or SBS-AA	(Optional) BP-AA or SBS-AA	SBS-CA1	-127.5
R-268.	New or existing smooth- or granule-surface asphalt BUR or SBS modified bitumen or granule-surface APP modified bitumen	Min. 1.5-inch EnergyGuard Polyiso Insulation, EnergyGuard RA, EnergyGuard RN, EnergyGuard RH or EnergyGuard RM	LRF-M Canister	Min. 0.25-inch SECUROCK Gypsum-Fiber Roof Board	LRF-M Canister	BP-AA or SBS-AA	(Optional) BP-AA or SBS-AA	SBS-CA1	-172.5
R-269.	Existing gravel-surfaced BUR, brushed/spudded and vacuumed to remove loose gravel	Min. 1.5-inch EnergyGuard Polyiso Insulation, EnergyGuard RA, EnergyGuard RH	LRF-XF	Min. 0.25-inch DensDeck Prime or SECUROCK Gypsum-Fiber Roof Board	LRF-XF	BP-AA or SBS-AA	(Optional) BP-AA or SBS-AA	SBS-CA1	-110.0
R-270.	Existing gravel-surfaced BUR, brushed/spudded and vacuumed to remove loose gravel	Min. 1.5-inch EnergyGuard Polyiso Insulation, EnergyGuard RA, EnergyGuard RH	LRF-XF, 6-inch o.c.	Min. 0.25-inch DensDeck Prime	LRF-XF	BP-AA or SBS-AA	(Optional) BP-AA or SBS-AA	SBS-CA1	-127.5
R-271.	Existing gravel-surfaced BUR, brushed/spudded and vacuumed to remove loose gravel	Min. 1.5-inch EnergyGuard Polyiso Insulation, EnergyGuard RA, EnergyGuard RH	LRF-XF, 6-inch o.c.	Min. 0.25-inch SECUROCK Gypsum-Fiber Roof Board	LRF-XF	BP-AA or SBS-AA	(Optional) BP-AA or SBS-AA	SBS-CA1	-157.5
R-272.	Existing gravel-surfaced BUR, brushed/spudded and vacuumed to remove loose gravel	Min. 1.5-inch EnergyGuard Polyiso Insulation, EnergyGuard RA, EnergyGuard RH	LRF-XF, 4-inch o.c.	Min. 0.25-inch SECUROCK Gypsum-Fiber Roof Board	LRF-XF	BP-AA or SBS-AA	(Optional) BP-AA or SBS-AA	SBS-CA1	-172.5
R-273.	Existing asphalt BUR	Min. 1.5-inch EnergyGuard RA, EnergyGuard RH, EnergyGuard RN	OB500	Min. 0.25-inch DensDeck Prime or SECUROCK Gypsum-Fiber Roof Board	OB500	BP-AA or SBS-AA	(Optional) BP-AA or SBS-AA	SBS-CA1	-120.0
R-274.	Existing smooth APP or mineral surface cap	Min. 1.5-inch EnergyGuard RA, EnergyGuard RH, EnergyGuard RN	OB500	Min. 0.25-inch DensDeck Prime	OB500	BP-AA or SBS-AA	(Optional) BP-AA or SBS-AA	SBS-CA1	-127.5
R-275.	Existing smooth APP	Min. 1.5-inch EnergyGuard RA, EnergyGuard RH, EnergyGuard RN	OB500	Min. 0.25-inch SECUROCK Gypsum-Fiber Roof Board	OB500	BP-AA or SBS-AA	(Optional) BP-AA or SBS-AA	SBS-CA1	-165.0

TABLE 7b: RECOVER APPLICATIONS
SYSTEM TYPE A-1: BONDED INSULATION, BONDED ROOF COVER (BASE AND TOP LAYER INSULATION)*

^A The reported MDP documents the allowable maximum design pressure of the new insulation and roof cover when installed atop the substrate, irrespective of the deck type (See Note 1) or performance of the substrate (See Note 12). The deck and substrate shall be capable of resisting the project design pressure requirements, not to exceed the noted MDP, to the satisfaction of the Authority Having Jurisdiction.

Sys No.	Substrate (Note 1 , Note 12)	Base Insulation Layer		Top Insulation Layer		Roof Cover (Note 15)			MDP (psf)* ^A
		Type	Attach (Notes 6,7,8)	Type	Attach (Notes 6,7,8)	Base Ply	Ply	Cap Ply	
R-276.	Existing mineral surface cap	Min. 1.5-inch EnergyGuard RA, EnergyGuard RH, EnergyGuard RN	OB500	Min. 0.25-inch SECUROCK Gypsum-Fiber Roof Board	OB500	BP-AA or SBS-AA	(Optional) BP-AA or SBS-AA	SBS-CA1	-172.5
R-277.	Existing gravel-surfaced BUR, brushed/spudded and vacuumed to remove loose gravel	Min. 1.5-inch EnergyGuard Polyiso Insulation, EnergyGuard RA, EnergyGuard RH, EnergyGuard RN	OB500	Min. 0.25-inch DensDeck Prime or SECUROCK Gypsum-Fiber Roof Board	OB500	BP-AA or SBS-AA	(Optional) BP-AA or SBS-AA	SBS-CA1	-110.0
R-278.	Existing gravel-surfaced BUR, brushed/spudded and vacuumed to remove loose gravel	Min. 1.5-inch EnergyGuard Polyiso Insulation, EnergyGuard RA, EnergyGuard RH, EnergyGuard RN	OB500, 6-inch o.c.	Min. 0.25-inch DensDeck Prime	OB500	BP-AA or SBS-AA	(Optional) BP-AA or SBS-AA	SBS-CA1	-127.5
R-279.	Existing gravel-surfaced BUR, brushed/spudded and vacuumed to remove loose gravel	Min. 1.5-inch EnergyGuard Polyiso Insulation, EnergyGuard RA, EnergyGuard RH, EnergyGuard RN	OB500, 6-inch o.c.	Min. 0.25-inch SECUROCK Gypsum-Fiber Roof Board	OB500	BP-AA or SBS-AA	(Optional) BP-AA or SBS-AA	SBS-CA1	-157.5
R-280.	Existing gravel-surfaced BUR, brushed/spudded and vacuumed to remove loose gravel	Min. 1.5-inch EnergyGuard Polyiso Insulation, EnergyGuard RA, EnergyGuard RH, EnergyGuard RN	OB500, 4-inch o.c.	Min. 0.25-inch SECUROCK Gypsum-Fiber Roof Board	OB500	BP-AA or SBS-AA	(Optional) BP-AA or SBS-AA	SBS-CA1	-172.5



NEMO|etc.

Certificate of Authorization #32455
353 Christian Street, Unit #13
Oxford, CT 06478
(203) 262-9245

ENGINEER

EVALUATE

TEST

CONSULT

P.E. EVALUATION REPORT (PEER)

GAF

1 Campus Drive
Parsippany, NJ 07054
(800) 766-3411

PEER-GAF-007.A.R38

FL5680-R38 (NON-HVHZ)

Date of Issuance: 11/07/2005

Revision 38: 08/06/2023

SCOPE:

This P.E. Evaluation Report (henceforth 'PEER') is issued under **F.A.C. Rule 61G20-3** and the applicable rules and regulations governing the use of construction materials in the State of Florida. The documentation submitted has been reviewed by Robert Nieminen, P.E. for use of the product under the Florida Building Code. The product described herein has been evaluated for compliance with the **8th Edition (2023) Florida Building Code** [sections noted herein](#).

DESCRIPTION: Ruberoid® Modified Bitumen Roof Systems (NON-HVHZ)

LABELING: Labeling shall be in accordance with the requirements of the Accredited Quality Assurance Agency noted herein.

CONTINUED COMPLIANCE: This PEER is valid until such time as the named product(s) changes, the referenced Quality Assurance or production facility location(s) changes, or Code provisions that relate to the product(s) change. Acceptance of our PEERs by the named client constitutes agreement to notify NEMO ETC, LLC of any changes to the product(s), the Quality Assurance or the production facility location(s). NEMO ETC, LLC requires a complete review of its PEER relative to updated Code requirements with each Code Cycle.


ADVERTISEMENT: The Florida Product Approval Number (FL#) preceded by the words "NEMO P.E. Evaluated" may be displayed in advertising literature. If any portion of the PEER is displayed, then it shall be done in its entirety.

INSPECTION: Upon request, a copy of this entire PEER shall be provided to the user by the manufacturer or its distributors and shall be available for inspection at the job site at the request of the Building Official.

This PEER consists of pages 1 through 6, plus a 107-page Appendix.

Prepared by: **Digitally signed**
by Robert
Nieminen
Date: 2023.08.08
'18:36:50 -04'00

This item has been digitally signed and sealed by Robert Nieminen, P.E.
Printed copies of this document are not considered signed and sealed, and the signature must be verified on any electronic copies.
Robert Nieminen, Florida P.E. 59166, FBC ANE1983
NEMO ETC, LLC, Florida CA #32455



CERTIFICATION OF INDEPENDENCE:

1. NEMO ETC, LLC does not have, nor does it intend to acquire or will it acquire, a financial interest in any company manufacturing or distributing products it evaluates.
2. NEMO ETC, LLC is not owned, operated or controlled by any company manufacturing or distributing products it evaluates.
3. Robert Nieminen, P.E. does not have nor will acquire, a financial interest in any company manufacturing or distributing products for which the PEERs are being issued.
4. Robert Nieminen, P.E. does not have, nor will acquire, a financial interest in any other entity involved in the approval process of the product.
5. This is a building code evaluation. Neither NEMO ETC, LLC nor Robert Nieminen, P.E. are, in any way, the Designer of Record for any project on which this PEER, or previous versions thereof, is/was used for permitting or design guidance unless retained specifically for that purpose.

ROOFING SYSTEMS EVALUATION:
1. SCOPE:

Product Category: Roofing
Sub-Category: Modified Bitumen Roof Systems
Product Approval Method: Method 1, Option D – Codified Material, Evaluation by Engineer
Compliance Statement: Ruberoid® Modified Bitumen Roof Systems, as produced by GAF, have demonstrated compliance with the following sections of the 8th Edition (2023) Florida Building Code through testing in accordance with the following Standards. Compliance is subject to the [Installation Requirements](#) and [Limitations of Use](#) set forth herein.

2. STANDARDS:

SECTION	PROPERTY	STANDARD	YEAR
1504.3.1	Wind resistance	FM 4474	2011
1515.1.1	Wind resistance	TAS 114, Appendix C, D or J	2011
1504.7	Impact resistance	FM 4470	2016
1507.10.2	Material standard	ASTM D2178	2015
1507.10.2	Material standard	ASTM D4601	2012
1507.10.2	Material standard	ASTM D4897	2016
1507.11.2	Material standard	ASTM D6163	2016
1507.11.2	Material standard	ASTM D6164	2016
1507.11.2	Material standard	ASTM D6222	2016
1507.11.2	Material standard	ASTM D6298	2016

3. REFERENCES:

ENTITY	EXAMINATION	REFERENCE	DATE	ENTITY	EXAMINATION	REFERENCE	DATE
ERD (TST6049)	ASTM D6163 (GA)	G40630.01.14-1	01/06/14	FM (TST1867)	FM 4470/4474	3041535	06/08/11
ERD (TST6049)	ASTM D6164 (GA)	G40630.01.14-2B-R2	01/07/14	FM (TST1867)	FM 4470/4474	797-06540-267	06/21/11
ERD (TST6049)	ASTM D6164 (GA)	G40630.01.14-2C	01/07/14	FM (TST1867)	FM 4470/4474	797-06800-267	09/29/11
ERD (TST6049)	ASTM D6164 (GA)	G40630.01.14-2A	01/07/14	FM (TST1867)	FM 4470/4474	797-07038-267	01/10/12
ERD (TST6049)	ASTM D6164 (GA)	G40630.01.14-2A-1-R1	01/07/14	FM (TST1867)	FM 4470/4474	797-07073-267	01/19/12
ERD (TST6049)	ASTM D4601 (IN)	G43180.01.14-1	01/10/14	FM (TST1867)	FM 4470/4474	3044688	03/01/12
ERD (TST6049)	ASTM D6164 (IN)	G43180.03.14	03/03/14	FM (TST1867)	FM 4470/4474	797-07198-267	03/01/12
ERD (TST6049)	ASTM D6222 (CA-S)	G43190.03.14-2	03/06/14	FM (TST1867)	FM 4470/4474	3044688 (Re-Issue)	03/16/12
ERD (TST6049)	ASTM D6163 (CA-S)	G46160.09.14-2A	09/09/14	FM (TST1867)	FM 4470/4474	3044541	04/04/12
ERD (TST6049)	ASTM D6164 (GA)	G46160.09.14-3B	09/09/14	FM (TST1867)	FM 4470/4474	3044862	05/11/12
ERD (TST6049)	ASTM D6164 (GA)	G46160.09.14-3A	09/09/14	FM (TST1867)	FM 4470/4474	3043900	08/16/12
ERD (TST6049)	ASTM D6164 (GA)	G46160.09.14-3C	09/09/14	FM (TST1867)	FM 4470/4474	3046280	08/22/12
ERD (TST6049)	ASTM D6164 (GA)	G46160.12.14-3E	12/29/14	FM (TST1867)	FM 4470/4474	3046388	09/24/12
ERD (TST6049)	ASTM D6163 (GA)	G46160.03.15	03/11/15	FM (TST1867)	FM 4470/4474	3041769	09/27/12
ERD (TST6049)	ASTM D6163 (GA)	G46160.02.15-2D-1	02/09/16	FM (TST1867)	FM 4470/4474	3046403	09/28/12
ERD (TST6049)	ASTM D4601 (GA)	GAF-SC13285.02.17-2	02/08/17	FM (TST1867)	FM 4470/4474	3046054	12/21/12
ERD (TST6049)	ASTM D6164 (GA)	GAF-SC13285.03.17-5	03/23/17	FM (TST1867)	FM 4470/4474	3046081	02/13/13
ERD (TST6049)	ASTM D6164 (GA)	GAF-SC13105.03.17-R1	03/23/17	FM (TST1867)	FM 4470/4474	797-08150-267	03/07/13
ERD (TST6049)	ASTM D4601 (IN)	GAF-SC16440.12.17	12/31/17	FM (TST1867)	FM 4470/4474	797-08216-267	04/11/13
NEMO (TST6049)	ASTM D6163 (GA)	4S-GAF-18-001.11.18	11/06/18	FM (TST1867)	FM 4470/4474	3048122	04/29/13
NEMO (TST6049)	ASTM D2178 (GA)	4S-GAF-18-001.01.19-1	01/02/19	FM (TST1867)	FM 4470/4474	3047104	05/10/13
NEMO (TST6049)	ASTM D6222 (IN)	4S-GAF-18-001.03.19.A	03/13/19	FM (TST1867)	FM 4470/4474	797-08263-267	05/23/13
NEMO (TST6049)	ASTM D6163 (AR)	4q-GAF-19-SSMBB-02A	04/08/19	FM (TST1867)	FM 4470/4474	797-08264-267	05/23/13
NEMO (TST6049)	ASTM D6164 (AR)	4q-GAF-19-SSMBB-01A	04/08/19	FM (TST1867)	FM 4470/4474	3047237	07/15/13
NEMO (TST6049)	ASTM D4601 (AL)	4q-GAF-21-SSMBB-01.A	09/07/21	FM (TST1867)	FM 4470/4474	797-08670-267	09/16/13
NEMO (TST6049)	ASTM D4897 (AL)	4q-GAF-21-SSMBB-01.B	09/07/21	FM (TST1867)	FM 4470/4474	797-08873-267	11/26/13
NEMO (TST6049)	ASTM D6164 (GA)	4q-GAF-22-SSMBB-01.A	04/22/23	FM (TST1867)	FM 4470/4474	3048871	12/11/13
PRI (TST5878)	ASTM D2178 (AL)	MSA-039-02-02	09/27/17	FM (TST1867)	FM 4470/4474	3048066	12/13/13
PRI (TST5878)	ASTM D2178 (AL)	MSA-039-02-01	09/27/17	FM (TST1867)	FM 4470/4474	797-09016-267	12/17/13
PRI (TST5878)	ASTM D6164 (CA-S)	376T0140	08/18/21	FM (TST1867)	FM 4470/4474	3048496	12/19/13
PRI (TST5878)	ASTM D6222 (CA-S)	376T0143	08/23/21	FM (TST1867)	FM 4470/4474	3049601	01/29/14
PRI (TST5878)	ASTM D6222 (CA-S)	376T0144	08/26/21	FM (TST1867)	FM 4470/4474	797-09984-267	10/28/14
PRI (TST5878)	ASTM D4897 (GA)	376T0227	12/20/21	FM (TST1867)	FM 4470/4474	797-09987-267	10/28/14
PRI (TST5878)	ASTM D4897 (GA)	376T0228	12/20/21	FM (TST1867)	FM 4470/4474	797-10017-267	11/06/14
PRI (TST5878)	ASTM D4601 (GA)	376T0229	12/20/21	FM (TST1867)	FM 4470/4474	RR202724	10/02/15
PRI (TST5878)	ASTM D4601 (GA)	376T0240	12/21/21	FM (TST1867)	FM 4470/4474	RR205568	06/15/16

ENTITY	EXAMINATION	REFERENCE	DATE	ENTITY	EXAMINATION	REFERENCE	DATE
PRI (TST5878)	ASTM D6164 (CA-S)	376T0221	01/17/22	FM (TST1867)	FM 4470/4474	RR205474	08/31/16
PRI (TST5878)	ASTM D6222 (CA-S)	376T0222	01/26/22	FM (TST1867)	FM 4470 / 4474	3058483	12/09/16
PRI (TST5878)	ASTM D6163 (CA-S)	376T0141	01/31/22	FM (TST1867)	FM 4470 / 4474	RR208244	02/02/17
PRI (TST5878)	ASTM D2178 (CA-F)	376T0275	02/03/22	FM (TST1867)	FM 4470 / 4474	RR208306	02/02/17
PRI (TST5878)	ASTM D4601 (CA-F)	376T0276	03/08/22	FM (TST1867)	FM 4470 / 4474	RR208456	02/13/17
PRI (TST5878)	ASTM D6164 (CA-S)	376T0220	05/04/22	FM (TST1867)	FM 4470 / 4474	3062588 (PLA)	08/01/17
PRI (TST5878)	ASTM D6222 (GA)	376T0274	06/01/22	FM (TST1867)	FM 4470 / 4474	Letter	02/13/18
PRI (TST5878)	ASTM D6222 (GA)	376T0241	07/14/22	FM (TST1867)	FM 4470 / 4474	3061784	07/25/18
PRI (TST5878)	ASTM D6222 (GA)	376T0273	08/29/22	FM (TST1867)	FM 4470 / 4474	3055904	10/25/18
PRI (TST5878)	ASTM D6222 (GA)	376T0230	08/29/22	FM (TST1867)	FM 4470 / 4474	RR215191-267	11/07/18
PRI (TST5878)	ASTM D6298 (AR)	824T0098	03/21/23	FM (TST1867)	FM 4470 / 4474	PR450261	10/22/19
ACRC (TST4671)	TAS 114	ACRC 06-041	11/10/06	FM (TST1867)	FM 4470 / 4474	PR453353	01/31/20
ACRC (TST4671)	TAS 114	ACRC 06-042	11/14/06	FM (TST1867)	FM 4470	PR452971	02/19/20
ACRC (TST4671)	TAS 114	ACRC 06-043	11/16/06	FM (TST1867)	FM 4474	PR455417	12/23/20
ACRC (TST4671)	TAS 114	ACRC 006-044	11/16/06	FM (TST1867)	FM 4474	PR458073	04/08/21
ACRC (TST4671)	TAS 114	ACRC 06-048	12/21/06	FM (TST1867)	FM 4474	PR457312	04/20/21
ACRC (TST4671)	TAS 114	ACRC 06-049	12/22/06	FM (TST1867)	FM 4470	RR227768	04/09/21
ACRC (TST4671)	TAS 114	ACRC 06-050	12/28/06	FM (TST1867)	FM 4470	PR459831	04/21/21
ACRC (TST4671)	TAS 114	ACRC 07-006	01/17/07	FM (TST1867)	FM 4474	PR456101	06/24/21
ACRC (TST4671)	TAS 114	ACRC 07-018	04/20/07	FM (TST1867)	FM 4474	PR460889	08/01/22
ACRC (TST4671)	TAS 114	ACRC 07-028	05/08/07	FM (TST1867)	FM 4474	PR460126	09/20/22
ACRC (TST4671)	TAS 114	ACRC 07-030	05/09/07	FM (TST1867)	FM 4474	PR464081	02/20/23
ACRC (TST4671)	TAS 114	ACRC 07-032	05/10/07	F-TEC (TST7393)	TAS 114	08-050187	04/28/08
ACRC (TST4671)	TAS 114	ACRC 07-033	05/10/07	F-TEC (TST7393)	TAS 114	08-050188	04/28/08
ACRC (TST4671)	TAS 114	ACRC 07-041	08/31/07	F-TEC (TST7393)	TAS 114	08-070077	07/25/08
ACRC (TST4671)	TAS 114	ACRC 07-044	09/05/07	F-TEC (TST7393)	TAS 114	08-070084	07/25/08
ACRC (TST4671)	TAS 114	ACRC 07-047	09/07/07	F-TEC (TST7393)	TAS 114	08-050186	10/14/08
ACRC (TST4671)	TAS 114	ACRC 07-081	01/10/08	F-TEC (TST7393)	TAS 114	08-070126	10/14/08
ACRC (TST4671)	TAS 114	ACRC 07-082	01/11/08	F-TEC (TST7393)	TAS 114	08-070122	10/14/08
ACRC (TST4671)	TAS 114	ACRC 08-024	04/18/08	F-TEC (TST7393)	TAS 114	08-070127	10/14/08
ACRC (TST4671)	TAS 114	ACRC 08-034	05/19/08	F-TEC (TST7393)	TAS 114	08-080077	11/17/08
ACRC (TST4671)	TAS 114	ACRC 08-044	07/01/08	F-TEC (TST7393)	TAS 114	08-050181R	04/01/09
ACRC (TST4671)	TAS 114	ACRC 11-043	08/08/11	GAF	Traceability	Declaration	09/12/22
ACRC (TST4671)	TAS 114	ACRC 11-046	08/09/11	IRT (TST7408)	TAS 114	00001	03/30/00
ACRC (TST4671)	TAS 114	ACRC 11-048	08/10/11	IRT (TST7408)	TAS 114	00002	03/30/00
ACRC (TST4671)	TAS 114	ACRC 11-049	08/10/11	IRT (TST7408)	TAS 114	01-039	01/24/02
ACRC (TST4671)	TAS 114	ACRC 11-050	08/11/11	IRT (TST7408)	TAS 114	02-005	01/24/02
ACRC (TST4671)	TAS 114	ACRC 11-051	08/11/11	IRT (TST7408)	TAS 114	02-014	03/26/02
ACRC (TST4671)	TAS 114	ACRC 11-052	08/12/11	IRT (TST7408)	TAS 114	03-003	04/21/03
ACRC (TST4671)	TAS 114	ACRC 11-053	08/17/11	IRT (TST7408)	TAS 114	03-004	04/21/03
ACRC (TST4671)	TAS 114	ACRC 11-054	08/17/11	IRT (TST7408)	TAS 114	04-008	01/26/04
ACRC (TST4671)	TAS 114	ACRC 12-015	04/24/12	ITS (TST1558)	TAS 114	H9486.03-109-18	09/17/18
ACRC (TST4671)	TAS 114	ACRC 12-026	05/10/12	ITS (TST1558)	TAS 114	H9486.04-109-18	09/17/18
ACRC (TST4671)	TAS 114	ACRC 12-034	08/10/12	M-D (CER1592)	TAS 114	18-0208.03	08/09/18
ACRC (TST4671)	TAS 114	ACRC 12-035	08/13/12	M-D (CER1592)	TAS 114	18-0717.05	10/22/18
ACRC (TST4671)	TAS 114	ACRC 16-002	03/04/16	M-D (CER1592)	TAS 114	19-0729.03	10/24/19
ACRC (TST4671)	TAS 114	ACRC 23-016	06/16/23	NEMO (TST6049)	FM 4474	4L-GAF-18-002.05.19.A	05/29/19
ERD (TST6049)	TAS 114/FM4474	01880.09.03	09/10/03	PRI (TST5878)	TAS 114/FM4474	GAF-434-02-01	09/16/13
ERD (TST6049)	TAS 114/FM4474	01516.04.06	04/20/06	PRI (TST5878)	TAS 114/FM4474	GAF-434-02-03	09/16/13
ERD (TST6049)	TAS 114/FM4474	4482.10.97-1	12/02/06	PRI (TST5878)	TAS 114/FM4474	GAF-434-02-04	09/16/13
ERD (TST6049)	TAS 114/FM4474	G4280LAB.10.06-R1	12/06/07	PRI (TST5878)	TAS 114/FM4474	GAF-436-02-02	03/06/14
ERD (TST6049)	TAS 114/FM4474	G36780.07.11-R1	07/18/11	PRI (TST5878)	TAS 114/FM4474	GAF-436-02-03	03/06/14
ERD (TST6049)	TAS 114/FM4474	SC8580.11.15-3	11/09/15	PRI (TST5878)	TAS 114/FM4474	GAF-436-02-04	03/06/14
ERD (TST6049)	TAS 114/FM4474	SC8580.01.16-1	01/20/16	PRI (TST5878)	TAS 114/FM4474	GAF-436-02-05	03/06/14
ERD (TST6049)	TAS 114/FM4474	GAF-SC16825.12.17-1	12/31/17	PRI (TST5878)	TAS 114/FM4474	GAF-436-02-08	03/06/14
ERD (TST6049)	TAS 114/FM4474	GAF-SC16825.12.17-3B	12/31/17	PRI (TST5878)	TAS 114/FM4474	GAF-436-02-09	03/06/14
FM (TST1867)	FM 4470	2B8A4.AM	07/02/97	PRI (TST5878)	TAS 114/FM4474	GAF-549-02-01	08/08/14
FM (TST1867)	FM 4470	0D0A8.AM	07/09/97	PRI (TST5878)	TAS 114/FM4474	GAF-549-02-02	08/08/14
FM (TST1867)	FM 4470	1B9A8.AM	09/04/97	PRI (TST5878)	Criticality	GAF-559-02-08	10/16/14
FM (TST1867)	FM 4470	3007500	06/15/00	PRI (TST5878)	TAS 114/FM4474	GAF-559-02-01	10/16/14
FM (TST1867)	FM 4470	3005640	11/09/00	PRI (TST5878)	TAS 114/FM4474	GAF-559-02-05	10/16/14
FM (TST1867)	FM 4470	3008178	12/27/00	PRI (TST5878)	TAS 114/FM4474	GAF-559-02-06	10/16/14
FM (TST1867)	FM 4470	3010215	03/01/01	PRI (TST5878)	TAS 114/FM4474	GAF-559-02-07	10/16/14
FM (TST1867)	FM 4470	3009788	03/28/01	PRI (TST5878)	TAS 114/FM4474	GAF-559-02-09	10/16/14
FM (TST1867)	FM 4470	3011140	08/14/01	PRI (TST5878)	TAS 114/FM4474	GAF-559-02-11	10/16/14
FM (TST1867)	FM 4470	3013614	05/06/02	PRI (TST5878)	TAS 114/FM4474	GAF-559-02-12	10/16/14
FM (TST1867)	FM 4470	3013788	01/10/03	PRI (TST5878)	TAS 114/FM4474	GAF-559-02-13	10/16/14
FM (TST1867)	FM 4470	3014547	05/22/03	PRI (TST5878)	TAS 114/FM4474	GAF-559-02-14	10/16/14
FM (TST1867)	FM 4470	3014692	08/05/03	PRI (TST5878)	TAS 114/FM4474	GAF-559-02-15	10/16/14
FM (TST1867)	FM 4470	3014960	03/05/04	PRI (TST5878)	TAS 114/FM4474	GAF-559-02-16	10/16/14

ENTITY	EXAMINATION	REFERENCE	DATE	ENTITY	EXAMINATION	REFERENCE	DATE
FM (TST1867)	FM 4470/4474	3017250	04/05/04	PRI (TST5878)	TAS 114/FM4474	GAF-559-02-17	10/16/14
FM (TST1867)	FM 4470/4474	3022139	05/26/05	PRI (TST5878)	TAS 114/FM4474	GAF-559-02-18	10/16/14
FM (TST1867)	FM 4470/4474	3022508	07/20/05	PRI (TST5878)	TAS 114/FM4474	GAF-559-02-04-R1	03/04/15
FM (TST1867)	FM 4470/4474	3025023	12/14/05	PRI (TST5878)	TAS 114/FM4474	GAF-559-02-19	04/17/15
FM (TST1867)	FM 4470/4474	797-02095-267	04/26/06	PRI (TST5878)	TAS 114/FM4474	GAF-746-02-05	12/15/16
FM (TST1867)	FM 4470/4474	3023458	07/18/06	PRI (TST5878)	TAS 114/FM4474	GAF-746-02-06	12/15/16
FM (TST1867)	FM 4470/4474	3028039	09/11/06	PRI (TST5878)	TAS 114/FM4474	GAF-755-02-01	02/02/17
FM (TST1867)	FM 4470/4474	3024805	11/20/06	PRI (TST5878)	TAS 114/FM4474	GAF-755-02-02	02/02/17
FM (TST1867)	FM 4470/4474	3032388	10/30/08	PRI (TST5878)	TAS 114/FM4474	GAF-755-02-03	02/02/17
FM (TST1867)	FM 4470/4474	3032695	10/30/08	PRI (TST5878)	TAS 114/FM4474	GAF-755-02-04	02/02/17
FM (TST1867)	FM 4470/4474	3032943	11/06/08	PRI (TST5878)	TAS 114/FM4474	GAF-747-02-04	09/13/18
FM (TST1867)	FM 4470/4474	3032811	12/11/08	PRI (TST5878)	TAS 114/FM4474	GAF-747-02-05	09/13/18
FM (TST1867)	FM 4470/4474	3033719	01/16/09	PRI (TST5878)	Criticality	GAF-743-02-01	09/14/18
FM (TST1867)	FM 4470/4474	3035864	06/03/09	PRI (TST5878)	Criticality	GAF-743-02-02	09/14/18
FM (TST1867)	FM 4470/4474	3032172	06/12/09	PRI (TST5878)	TAS 114/FM4474	GAF-743-02-03	09/21/18
FM (TST1867)	FM 4470/4474	3035140	08/10/09	PRI (TST5878)	TAS 114/FM4474	GAF-743-02-04	09/21/18
FM (TST1867)	FM 4470/4474	3036225	08/10/09	PRI (TST5878)	TAS 114/FM4474	GAF-743-02-05	09/21/18
FM (TST1867)	FM 4470 (s/s)	3036980	08/14/09	PRI (TST5878)	TAS 114/FM4474	GAF-743-02-06	09/21/18
FM (TST1867)	FM 4470/4474	3034978	09/17/09	PRI (TST5878)	TAS 114/FM4474	GAF-743-02-08	09/21/18
FM (TST1867)	FM 4470/4474	797-05447-267	04/13/10	PRI (TST5878)	TAS 114/FM4474	GAF-765-02-02	09/21/18
FM (TST1867)	FM 4470/4474	797-05487-267	05/12/10	PRI (TST5878)	TAS 114/FM4474	GAF-901-02-01	02/27/19
FM (TST1867)	FM 4470/4474	797-05550-267	05/25/10	PRI (TST5878)	TAS 114/FM4474	GAF-901-02-02	02/27/19
FM (TST1867)	FM 4470/4474	797-05538-267	05/25/10	PRI (TST5878)	TAS 114/FM4474	GAF-903-02-01	08/15/19
FM (TST1867)	FM 4470/4474	797-05594-267	06/01/10	PRI (TST5878)	Criticality	376T0006-1	09/06/19
FM (TST1867)	FM 4470/4474	797-05695-267	07/15/10	PRI (TST5878)	Criticality	376T0006-3	09/06/19
FM (TST1867)	FM 4470/4474	797-05683-267	07/21/10	PRI (TST5878)	TAS 114/FM4474	376T0042	12/20/19
FM (TST1867)	FM 4470/4474	797-05687-267	07/21/10	PRI (TST5878)	FM 4470, impact	376T0064	04/02/20
FM (TST1867)	FM 4470/4474	3038128	07/26/10	PRI (TST5878)	TAS 114/FM4474	376T0063	04/02/20
FM (TST1867)	FM 4470/4474	797-05748-267	08/10/10	PRI (TST5878)	Criticality	376T0148	05/19/21
FM (TST1867)	FM 4470/4474	3040738	11/16/10	PRI (TST5878)	TAS 114/FM4474	376T0151	05/26/21
FM (TST1867)	FM 4470/4474	3040738	11/16/10	PRI (TST5878)	TAS 114/FM4474	376T0179	10/13/21
FM (TST1867)	FM 4470/4474	3036960	11/30/10	PRI (TST5878)	TAS 114/FM4474	376T0219	11/02/21
FM (TST1867)	FM 4470/4474	797-06129-267	01/13/11	UL (QUA9625)	QA	Service confirmation	07/12/22
FM (TST1867)	FM 4470/4474	797-06177-267	03/16/11	UL (QUA9625)	QA	Florida BCIS	Current

4. PRODUCT DESCRIPTION:

This PEER covers **Ruberoid® Modified Bitumen Roof Systems** installed in accordance with **GAF** published installation instructions and the [Limitations of Use herein](#).

TABLE 1: EVALUATED MEMBRANES

TYPE	PRODUCT	MATERIAL STANDARD			PLANT(S)
		REFERENCE	TYPE	GRADE	
BASE SHEETS	GAFGLAS® #75 Base Sheet	ASTM D4601	II	N/A	CA-F, AL, GA
	Tri-Ply® #75 Base Sheet	ASTM D4601	II	N/A	CA-F, AL, GA
	GAFGLAS® #80 Ultima™ Base Sheet	ASTM D4601	II	N/A	AL, GA
	Liberty™ SBS Mechanically Attached Base Sheet	ASTM D4601	II	N/A	IN
	GAFGLAS® Stratavent® Nailable Venting Base Sheet	ASTM D4897	II	N/A	AL, GA
	GAFGLAS® Stratavent® Perforated Venting Base Sheet	ASTM D4897	II	N/A	AL, GA
	StormSafe™ Anchor Sheet	not codified			QC
PLY SHEETS	GAFGLAS® Ply 4	ASTM D2178	IV	N/A	CA-F, GA
	Tri-Ply® Ply 4 Ply Sheet	ASTM D2178	IV	N/A	CA-F, GA
	GAFGLAS® Ply 4 M	ASTM D2178	IV	N/A	AL
	GAFGLAS® FlexPly™ 6	ASTM D2178	VI	N/A	GA
	GAFGLAS® FlexPly™ 6 M	ASTM D2178	VI	N/A	AL
	Liberty™ SBS Self-Adhering Base/Ply Sheet	ASTM D4601	II	N/A	GA, IN
SBS, SMOOTH-SURFACE MEMBRANES	Ruberoid® 20 Smooth	ASTM D6163	I	S	AR
	Ruberoid® HW 25 Smooth	ASTM D6163	I	S	GA
	Ruberoid® HW Smooth	ASTM D6164	I	S	GA
	Ruberoid® Mop Smooth	ASTM D6164	I	S	GA
	Ruberoid® Mop Smooth 1.5	ASTM D6164	I	S	GA
Ruberoid® Mop Plus Smooth	ASTM D6164	I	S	GA	

TABLE 1: EVALUATED MEMBRANES

TYPE	PRODUCT	MATERIAL STANDARD			PLANT(S)
		REFERENCE	TYPE	GRADE	
SBS, GRANULE-SURFACE MEMBRANES	Ruberoid® 30 Granule	ASTM D6163	I	G	GA
	Ruberoid® 30 Granule FR	ASTM D6163	I	G	CA-S, GA
	Ruberoid® EnergyCap™ 30 Granule FR	ASTM D6163	I	G	CA-S, GA
	Liberty™ SBS Self-Adhering Cap Sheet	ASTM D6164	I	G	AR, GA, IN
	Ruberoid® Mop Granule	ASTM D6164	I	G	CA-S, GA
	Ruberoid® Mop Granule FR	ASTM D6164	I	G	GA
	Intec Flex PRF	ASTM D6164	I	G	GA
	Tri-Ply® SBS Granule Cap Sheet	ASTM D6164	I	G	GA
	Ruberoid® HW Granule	ASTM D6164	I	G	GA
	Ruberoid® HW Granule FR	ASTM D6164	I	G	GA
	Ruberoid® Mop Plus Granule	ASTM D6164	II	G	GA
	Ruberoid® Mop Plus Granule FR	ASTM D6164	II	G	GA
	Ruberoid® EnergyCap™ Mop Plus Granule FR	ASTM D6164	II	G	CA-S
	Ruberoid® HW Plus Granule	ASTM D6164	II	G	GA
	Ruberoid® HW Plus Granule FR	ASTM D6164	II	G	GA
Ruberoid® EnergyCap™ HW Plus Granule FR	ASTM D6164	II	G	CA-S	
SBS, FOIL-SURFACE MEMBRANES	Ruberoid® UltraClad SBS Membrane	ASTM D6298	N/A	N/A	AR
APP, SMOOTH-SURFACE MEMBRANES	Ruberoid® Torch Smooth	ASTM D6222	I	S	CA-S, GA, IN
	Tri-Ply® APP Smooth Membrane	ASTM D6222	I	S	CA-S, GA, IN
APP, GRANULE SURFACED MEMBRANES	Ruberoid® Torch Granule	ASTM D6222	I	G	CA-S, GA, IN
	Tri-Ply® APP Granule Membrane	ASTM D6222	I	G	CA-S, GA, IN
	Ruberoid® Torch Plus Granule FR	ASTM D6222	I	G	GA
	Ruberoid® EnergyCap™ Torch Granule FR	ASTM D6222	I	G	CA-S
	Ruberoid® EnergyCap™ Torch Plus Granule FR	ASTM D6222	II	G	CA-S

5. LIMITATIONS:

- 5.1 This is a building code evaluation. Neither NEMO ETC, LLC nor Robert Nieminen, P.E. are, in any way, the Designer of Record for any project on which this PEER, or previous versions thereof, is/was used for permitting or design guidance. PEERs are not to be construed as representing any attributes not specifically listed, nor are PEERs to be construed as an endorsement of the subject, or a recommendation for its use. There is no warranty by NEMO ETC, LLC or Robert Nieminen, P.E., express or implied, as to any finding or other matter in this PEER, or as to any product covered by the PEER.
- 5.2 This PEER is not for use in FBC High Velocity Hurricane Zone jurisdictions, as defined in FBC Chapter 2 (Broward and Miami-Dade Counties).
- 5.3 This PEER pertains to above-deck roof components. Roof decks and structural members shall be in accordance with FBC requirements to the satisfaction of the Authority Having Jurisdiction.
- 5.4 This PEER does not include evaluation of fire classification. Refer to **FBC 1505** for requirements and limitations regarding roof assembly fire classification. Refer to **FBC 2603** for requirements and limitations concerning the use of foam plastic insulation.
- 5.5 This PEER does not include evaluation of roof edge termination. Refer to **FBC 1504.5** for requirements and limitations regarding edge securement for low-slope roofs.
- 5.6 Refer to **FBC 1511** for requirements and limitations regarding recover installations.

- 5.6.1 For mechanically attached components over existing roof decks, fasteners shall be tested in the existing deck for withdrawal resistance. A qualified design professional shall review the data for comparison to the minimum requirements for the system. Testing shall be in accordance with [ANSI/SPRI FX-1](#) or [Testing Application Standard TAS 105](#).
- 5.6.2 For bonded insulation or membrane over existing substrates in a re-roof (tear off) or recover installation, the existing deck or existing roof surface shall be examined for compatibility with the adhesive to be installed. If any surface conditions exist that bring system performance into question, field uplift testing in accordance with [ANSI/SPRI IA-1](#), [ASTM E907](#), [FM Loss Prevention Data Sheet 1-52](#) or [Testing Application Standard TAS 124](#) shall be conducted on mock-ups of the proposed new roof assembly.
- 5.6.3 For bonded insulation or membrane over existing substrates in a recover installation, the existing roof system shall be capable of resisting project design pressures on its own merit to the satisfaction of the Authority Having Jurisdiction, as documented through field uplift testing in accordance with [ASTM E907](#), [FM Loss Prevention Data Sheet 1-52](#) or [Testing Application Standard TAS 124](#).
- 5.7 Refer to Appendix 1 for system attachment requirements for wind load resistance.
- 5.7.1 “MDP” = Maximum Design Pressure is the result of testing for wind load resistance based on allowable wind loads, and reflects the ultimate passing pressure divided by 2 (the 2 to 1 margin of safety per [FBC 1504.9](#) has already been applied). Refer to [FBC 1609](#) for determination of design wind loads.
- 5.7.2 For mechanically attached components or partially-bonded insulation, the maximum design pressure for the selected assembly shall meet or exceed at least the Zone 1 PRIME design pressure determined in accordance with [FBC Chapter 16](#). Elevated pressure zones shall employ an attachment density designed by a qualified design professional to resist the elevated pressure criteria. Commonly used methods are [ANSI/SPRI WD1](#), [FM Loss Prevention Data Sheet 1-29](#), [Roofing Application Standard RAS 117](#) or [RAS 137](#). Assemblies marked with an asterisk* carry the limitations set forth in [Section 2.2.10.1 of FM Loss Prevention Data Sheet 1-29 \(February 2020\)](#) for Zone 2/3 enhancements.
- 5.7.3 For assemblies with all components fully bonded in place, the maximum design pressure for the selected assembly shall meet or exceed critical design pressure determined in accordance with [FBC Chapter 16](#). No rational analysis is permitted for these systems.
- 5.8 All components in the roof assembly shall have quality assurance audit in accordance with [F.A.C. Rule 61G20-3](#). Refer to the Product Approval of the component manufacturer for components listed in Appendix 1 that are produced by a Product Manufacturer other than the report holder on [Page 1](#) of this PEER.

6. INSTALLATION:

Ruberoid® Modified Bitumen Roof Systems shall be installed in accordance with **GAF** published installation instructions, subject to the [Limitations of Use](#) noted herein.

7. BUILDING PERMIT REQUIREMENTS:

As required by the Building Official or Authority Having Jurisdiction to properly evaluate the installation of this product.

8. MANUFACTURING PLANTS:

Contact the named QA entity for manufacturing facilities covered by [F.A.C. Rule 61G20-3](#) QA requirements. Refer to [Section 4](#) herein for products and production locations having met codified material standards.

9. QUALITY ASSURANCE ENTITY:

[UL, LLC – QUA9625](#): (360) 817-5512; bsai.inspections@ul.com

- THE 107-PAGES THAT FOLLOW FORM PART OF THIS PEER -

APPENDIX 1: ATTACHMENT REQUIREMENTS FOR WIND UPLIFT RESISTANCE

TABLE	DECK	APPLICATION	TYPE	DESCRIPTION	PAGE
1A	Wood	New, Reroof (Tear-Off)	A-1	Bonded Insulation, Bonded Roof Cover	7
1B	Wood	New, Reroof (Tear-Off), Recover	B-1	Mechanically Attached Base Insulation, Bonded Top Insulation, Bonded Roof Cover	7
1C	Wood	New, Reroof (Tear-Off)	B-3	Mechanically Attached Anchor Sheet, Bonded Insulation, Bonded Roof Cover	8
1D	Wood	New, Reroof (Tear-Off), Recover	B-3	Mechanically Attached Anchor Sheet, Bonded Insulation, Bonded Roof Cover	12
1E	Wood	New, Reroof (Tear-Off), Recover	C-1	Mechanically Attached Insulation, Bonded Roof Cover	15
1F	Wood	New, Reroof (Tear-Off), Recover	D-2	Insulated, Mechanically Attached Base Sheet, Bonded Roof Cover	17
1G	Wood	New, Reroof (Tear-Off)	E-2	Non-Insulated, Mechanically Attached Base Sheet, Bonded Roof Cover	18
1H	Wood	New, Reroof (Tear-Off), Recover	E-2	Non-Insulated, Mechanically Attached Base Sheet, Bonded Roof Cover	19
1I	Wood	New, Reroof (Tear-Off)	F	Non-Insulated, Bonded Roof Cover	20
2A	Steel	New, Reroof (Tear-Off)	A-1	Bonded Insulation, Bonded Roof Cover	21
2B	Steel or Structural concrete	New, Reroof (Tear-Off), Recover	B-1	Mechanically Attached Base Insulation, Bonded Top Insulation, Bonded Roof Cover	21
2C	Steel	New, Reroof (Tear-Off), Recover	B-2	Mechanically Attached Thermal Barrier, Bonded Vapor Barrier, Bonded Insulation, Bonded Roof Cover	33
2D	Steel or Structural concrete	New, Reroof (Tear-Off), Recover	C-1	Mechanically Attached Insulation, Bonded Roof Cover	41
2E	Steel or Structural concrete	New, Reroof (Tear-Off), Recover	C-1A	Thermal Barrier with Vapor Barrier, Mechanically Attached Insulation, Bonded Roof Cover	50
2F	Steel or Structural concrete	New, Reroof (Tear-Off), Recover	C-3	Bonded and Mechanically Attached Insulation, Bonded Roof Cover	50
2G	Steel or Structural concrete	New, Reroof (Tear-Off), Recover	D-2	Insulated, Mechanically Attached Base Sheet, Bonded Roof Cover	51
3A	Structural concrete	New, Reroof (Tear-Off)	A-1	Bonded Insulation, Bonded Roof Cover (Base Insulation Layer Only)	55
3B	Structural concrete	New, Reroof (Tear-Off)	A-1	Bonded Insulation, Bonded Roof Cover (Base and Top Insulation Layers)	57
3C	Structural concrete	New, Reroof (Tear-Off)	F	Non-Insulated, Bonded Roof Cover	66
4A	Deck with Lightweight Concrete	New, Reroof (Tear-Off)	A-1	LWC to Deck, Bonded Insulation, Bonded Roof Cover	67
4B	Deck with Lightweight Concrete	New or Reroof (Tear-Off)	B-3	LWC to Deck, Mechanically Attached Anchor Sheet, Bonded Insulation, Bonded Roof Cover	67
4C	Deck with Lightweight Concrete	New, Reroof (Tear-Off)	E-2	LWC to Deck, Non-Insulated, Mechanically Attached Base Sheet, Bonded Roof Cover	69
4D	Deck with Lightweight Concrete	New, Reroof (Tear-Off)	E-2	Thermal Barrier to Deck, Vapor Barrier, LWC to Vapor Barrier, Mechanically Attached Base Sheet, Bonded Roof Cover	73
4E	Deck with Lightweight Concrete	New, Reroof (Tear-Off)	F	LWC to Deck, Non-Insulated, Bonded Roof Cover	74
5A	Cementitious wood fiber	Reroof (Tear-Off)	A-1	Bonded Insulation, Bonded Roof Cover	75
5B	Cementitious wood fiber	New, Reroof (Tear-Off)	B-3	Mechanically Attached Anchor Sheet, Bonded Insulation, Bonded Roof Cover	75
5C	Cementitious wood fiber	New, Reroof (Tear-Off)	E-2	Non-Insulated, Mechanically Attached Base Sheet, Bonded Roof Cover	76
6A	Gypsum	Reroof (Tear-Off)	A-1	Bonded Insulation, Bonded Roof Cover	78
6B	Gypsum	Reroof (Tear-Off)	B-3	Mechanically Attached Anchor Sheet, Bonded Insulation, Bonded Roof Cover	78
6C	Gypsum	Reroof (Tear-Off)	C-1	Mechanically Attached Insulation, Bonded Roof Cover	79
6D	Gypsum	Reroof (Tear-Off)	E-2	Non-Insulated, Mechanically Attached Base Sheet, Bonded Roof Cover	79
7A	Various	Recover	A-1	Bonded Insulation, Bonded Roof Cover (Base Insulation Layer Only)	81
7B	Various	Recover	A-1	Bonded Insulation, Bonded Roof Cover (Base and Top Insulation Layers)	90

The following notes apply to the systems outlined herein:

- 1 The roof system evaluation herein pertains to above-deck roof components. Roof decks and structural members shall be in accordance with FBC requirements to the satisfaction of the Authority Having Jurisdiction.
- 2 Unless otherwise noted, fasteners and stress plates shall be as follows. Fasteners shall be of sufficient length for the following engagements:

FASTENER/PLATE OPTIONS			
DECK TYPE	BY	PARTS	MINIMUM ENGAGEMENT
Wood	GAF	Drill-Tec #12 Fastener, Drill-Tec #12 DP Fastener, Drill-Tec #12 DPH Fastener, Drill-Tec #14 Fastener or Drill-Tec #14 HD Fastener with Drill-Tec 3" Standard Steel Plate, Drill-Tec 3" Steel Plate or Drill-Tec AccuTrac Flat Plate, Drill-Tec AccuTrac Recessed Plate (insulation only), Drill-Tec 3" Flat Steel Plate or Drill-Tec 3" Recessed Steel Plate; Drill-Tec ASAP 3S; Drill-Tec Heavy Duty ASAP Roofing Fastener Assembled with a 3" Metal Plate; Drill-Tec 3" ASAP Flat or Drill-Tec 3" ASAP Recessed	Minimum ¾-inch plywood penetration or minimum 1-inch wood plank embedment
Steel	GAF	Drill-Tec #12 Fastener, Drill-Tec #12 DP Fastener, Drill-Tec #12 DPH Fastener, Drill-Tec #14 Fastener, Drill-Tec #14 HD Fastener, Drill-Tec XHD Fastener or Drill-Tec #15 EHD Fastener with Drill-Tec 3" Standard Steel Plate, Drill-Tec 3" Steel Plate or Drill-Tec AccuTrac Flat Plate or Drill-Tec AccuTrac Recessed Plate (insulation only), Drill-Tec 3" Flat Steel Plate or Drill-Tec 3" Recessed Steel Plate; Drill-Tec ASAP 3S; Drill-Tec Heavy Duty ASAP Roofing Fastener Assembled with a 3" Metal Plate; Drill-Tec Extra Heavy Duty ASAP Roofing Fastener – Insulation; ; Drill-Tec 3" ASAP Flat or Drill-Tec 3" ASAP Recessed	Minimum ¾-inch steel penetration and engage the top flute of the steel deck
	Note:	Unless otherwise noted, Drill Tec #12 DF Fastener or Drill Tec #14 DF Fastener with Drill Tec 3" DF Steel Insulation Plate may be used in place of Drill-Tec #12 Fastener or Drill-Tec #14 Fastener with Drill-Tec 3" Standard Steel Plate when used to secure DensDeck Prime, SECUROCK Gypsum-Fiber Roof Board or SECUROCK Ultralight Coated Glass-Mat Roof Board to steel deck, up to a maximum allowable design pressure (MDP) of -120.0 psf.	
	Note:	Unless otherwise noted, Drill Tec #12 DF Fastener or Drill Tec #14 DF Fastener with Drill Tec 3" DF Steel Insulation Plate may be used in place of Drill-Tec #12 Fastener or Drill-Tec #14 Fastener with Drill-Tec 3" Standard Steel Plate when used to secure min. 0.5-inch thick Structodek High Density Fiberboard Roof Insulation, EnergyGuard HD Polyiso Insulation or EnergyGuard HD Plus Polyiso Insulation, 0.75-inch EnergyGuard Perlite Roof Insulation (homogeneous) or min. 1.5-inch EnergyGuard POLYISO INSULATION or EnergyGuard Ultra Polyiso Insulation to steel deck.	
Structural Concrete	GAF	Drill-Tec #14 Fastener, Drill-Tec #14 HD Fastener or Drill-Tec CD-10 with Drill-Tec 3" Standard Steel Plate, Drill-Tec 3" Steel Plate or Drill-Tec AccuTrac Flat Plate or Drill-Tec AccuTrac Recessed Plate (insulation only), Drill-Tec 3" Flat Steel Plate or Drill-Tec 3" Recessed Steel Plate; Drill-Tec Heavy Duty ASAP Roofing Fastener Assembled with a 3" Metal Plate or Drill-Tec 3" ASAP Flat (#14 only)	Minimum 1-inch embedment. Fastener installed with a pilot hole in accordance with the fastener manufacturer's published installation instructions
	Note:	Unless otherwise noted, Drill Tec #14 DF Fastener with Drill Tec 3" DF Steel Insulation Plate may be used in place of Drill-Tec #14 Fastener with Drill-Tec 3" Standard Steel Plate when used to secure DensDeck Prime, SECUROCK Gypsum-Fiber Roof Board or SECUROCK Ultralight Coated Glass-Mat Roof Board to structural concrete deck, up to a maximum allowable design pressure (MDP) of -120.0 psf.	
	Note:	Unless otherwise noted, Drill Tec #14 DF Fastener with Drill Tec 3" DF Steel Insulation Plate may be used in place of Drill-Tec #14 Fastener with Drill-Tec 3" Standard Steel Plate when used to secure min. 0.5-inch thick Structodek High Density Fiberboard Roof Insulation, EnergyGuard HD Polyiso Insulation or EnergyGuard HD Plus Polyiso Insulation, 0.75-inch EnergyGuard Perlite Roof Insulation (homogeneous) or min. 1.5-inch EnergyGuard POLYISO INSULATION or EnergyGuard Ultra Polyiso Insulation to structural concrete deck.	

- 3 Unless otherwise noted, insulation may be any one layer or combination of FBC Approved (Local or Statewide) board(s) that meet FBC 1505 and, for foam plastic, FBC Chapter 26, when installed with the roof cover.
- 4 Minimum 200 psi, minimum 2-inch thick FBC Approved lightweight insulating concrete may be substituted for, or installed below, rigid insulation board for System Types B-1, C-1, C-2, D-1 or D-2, whereby fasteners are installed through the lightweight insulating concrete to engage the structural deck. The structural deck shall be of equal or greater type, thickness and strength to the steel and structural concrete deck listings. Roof decks and structural members shall be in accordance with FBC requirements to the satisfaction of the Authority Having Jurisdiction. This is a wind uplift resistance allowance and does not purport to address non-wind-uplift-related issues, such as deck venting or moisture levels within the LWIC and the potential effect on overlying components.
- 5 Preliminary insulation attachment: Unless otherwise noted, use FBC Approved roofing fasteners and plates and refer to Section 2.2.10.1.3 of [FM Loss Prevention Data Sheet 1-29](#).

- 6 Unless otherwise noted, insulation adhesive application rates are as follows.
- Ribbon or bead width is at the time of application; the ribbons/beads shall expand as noted in the manufacturer’s published instructions.
 - If applying hot asphalt to concrete deck, deck shall be primed with ASTM D41 primer.
 - When multiple layers(s) of insulation and/or coverboard are installed in ribbon-applied adhesive, board joints shall be staggered.
 - The maximum edge distance from the adhesive ribbon to the edge of the insulation board shall be not less than one-half the specified ribbons spacing.

INSULATION ADHESIVE REFERENCES				
By	ADHESIVE	REFERENCE	FBC FILE OR NOA	MINIMUM RATE
GAF	GAF LRF Adhesive M	‘LRF-M’	N/A	Continuous 0.75 to 1-inch ribbons, 12-inch o.c.
	GAF LRF Adhesive M Canister	‘LRF-M Canister’	N/A	Continuous 1 to 1.5-inch ribbons, 12-inch o.c.
	GAF LRF Adhesive XF	‘LRF-XF’	N/A	Continuous 0.75 to 1-inch ribbons, 12-inch o.c.
H.B. Fuller Company	Millennium One Step Foamable Adhesive	‘M-OSFA’	FL1800	Continuous 0.25 to 0.5-inch wide ribbons, 12-inch o.c.
OMG, Inc.	OlyBond 500 Adhesive Fastener	‘OB500’	FL1608	Continuous 0.75-inch wide ribbons, 12-inch o.c. (PaceCart, SpotShot or Canister)
Generic, ASTM D312, Type IV	hot asphalt	N/A	N/A	Full coverage at 25-30 lbs/square

- 7 Unless otherwise noted, all insulations are flat-stock or taper board of the minimum thickness noted. Tapered polyisocyanurate at the following thickness limitations may be substituted with the following Maximum Design Pressure (MDP) limitations. In no case shall these values be used to ‘increase’ the MDP listings in the tables; rather if MDP listing below meets or exceeds that listed for a particular system in the tables, then the thinner board listed below may be used as a drop-in for the equivalent thicker material listed in the table.

MDP LIMITATIONS FOR TAPERED POLYISOCYANURATE INSULATIONS				
ADHESIVE	INSULATION		MIN. TAPERED THICKNESS (IN)	MDP (psf)
	LISTED PRODUCT	FBC FILE OR NOA		
LRF-M	EnergyGuard Polyiso Insulation, EnergyGuard Ultra Polyiso Insulation	FL16311	0.5	-232.5
LRF-XF	EnergyGuard Polyiso Insulation, EnergyGuard Ultra Polyiso Insulation	FL16311	0.5	-292.5
LRF-XF	EnergyGuard RA	23-0130.03	0.5	-487.5
M-OSFA	Any EnergyGuard polyisocyanurate listed with adhesive herein	various	0.5	-157.5
OB500	EnergyGuard Polyiso Insulation, EnergyGuard Ultra Polyiso Insulation	FL16311	0.5	-292.5
OB500	EnergyGuard RH	19-1017.09	0.5	-315.0
OB500	EnergyGuard RN	18-1126.10	0.5	-315.0
OB500	EnergyGuard RA	23-0130.03	0.5	-487.5
Hot asphalt	Any EnergyGuard polyisocyanurate listed with adhesive herein	Various	0.5	-240.0

- 8 For adhered roof insulation and board-size: Unless otherwise noted, refer to Section 2.2.10.6.2 of [FM Loss Prevention Data Sheet 1-29](#).
- 9 For mechanically attached components or partially-bonded insulation, the maximum design pressure for the selected assembly shall meet or exceed at least the Zone 1 PRIME design pressure determined in accordance with FBC Chapter 16. Elevated pressure zones shall employ an attachment density designed by a qualified design professional to resist the elevated pressure criteria. Commonly used methods are [ANSI/SPRI WD1](#), [FM Loss Prevention Data Sheet 1-29](#), [Roofing Application Standard RAS 117](#) and [Roofing Application Standard RAS 137](#). Assemblies marked with an asterisk* carry the limitations set forth in Section 2.2.10.1 of [FM Loss Prevention Data Sheet 1-29](#) for Zone 2/3 enhancements.
- 10 For assemblies with all components fully bonded, the maximum design pressure for the selected assembly shall meet or exceed critical design pressure determined in accordance with FBC Chapter 16. No rational analysis is permitted for these systems.
- 11 For mechanically attached components over existing decks, fasteners shall be tested in the existing deck for withdrawal resistance. A qualified design professional shall review the data for comparison to the minimum requirements for the system. Testing and analysis shall be in accordance with [ANSI/SPRI FX-1](#) or [Testing Application Standard TAS 105](#).

- 12 For bonded insulation or membrane over existing substrates in a re-roof (tear off) or recover installation, the existing deck or existing roof surface shall be examined for compatibility with the adhesive to be installed. If any surface conditions exist that bring system performance into question, field uplift testing shall be conducted on mock-ups of the proposed new roof assembly. For bonded insulation or membrane over existing substrates in a recover installation, the existing roof system shall be capable of resisting project design pressures on its own merit to the satisfaction of the Authority Having Jurisdiction, as documented through field uplift testing. Field uplift testing shall be in accordance with ASTM E907, [FM Loss Prevention Data Sheet](#) 1-52 or [Testing Application Standard](#) TAS 124.
- 13 Refer to FBC 1511 for requirements and limitations regarding recover installations. For Structural Concrete Deck or Recover Applications using System Type C-1 the base insulation layer is optional and for System Type C-2, D-1 or D-2, the insulation is optional. Alternatively, an FBC Approved insulation board or coverboard may be used as a separation layer. Board products shall be preliminarily attached prior to roof cover installation ([Note 5](#)). The separator component shall be documented as meeting FBC 1505 and, for foam plastic, FBC Chapter 26, when installed with the roof cover in Recover applications.
- 14 Lightweight insulating concrete (LWIC) shall be cast in accordance with FBC Section 1917 to the satisfaction of the Authority Having Jurisdiction. For systems where specific LWIC is referenced, refer to current LWIC Product Approval for specific deck construction and limitations. Unless otherwise noted, for systems where specific LWIC is not referenced, the minimum design mix shall be 300 psi. In all cases, the minimum top-coat thickness is 2-inches. For LWIC over structural concrete, reference is made to FBC Section 1917.4.1, Point 1. For “pre-existent” LWIC references, listings were established through testing over lightweight concrete cast using only foaming agent (ASTM C896), water and Portland cement (ASTM C150), with no proprietary additives, in accordance with procedures adopted by Miami-Dade BCCO (FBC CER1592). Use of these listings in new construction or re-roof (tear-off) applications is at the discretion of the Designer or Record and Authority Having Jurisdiction.
- 15 For bonded membrane applications, unless otherwise noted, refer to the following.

MEMBRANE / ADHESIVE COMBINATIONS			
REFERENCE	LAYER	MATERIAL	APPLICATION
BP-CA	Base Ply:	GAFGLAS #75 Base Sheet, Tri-Ply #75 Base Sheet	Matrix 102 SBS Membrane Adhesive at 1.5 gal/sq.
SBS-CA	Base Ply or Ply:	Ruberoid 20 Smooth	
	Cap Ply:	Ruberoid 30 Granule FR, Ruberoid EnergyCap 30 Granule FR, Ruberoid Mop Granule FR, Ruberoid Mop Plus Granule FR, Ruberoid EnergyCap Mop Plus Granule FR	
SBS-CA1	Base Ply:	Ruberoid 20 Smooth or Ruberoid Mop Smooth 1.5	Matrix 101 Premium SBS Membrane Adhesive at 1.5 – 2.0 gal/square
	Cap Ply:	Ruberoid 30 Granule FR, Ruberoid EnergyCap 30 Granule FR, Ruberoid Mop Plus Granule FR, Ruberoid EnergyCap Mop Plus Granule FR	
BP-AA	Base Ply:	GAFGLAS #75 Base Sheet, Tri-Ply #75 Base Sheet, GAFGLAS #80 Ultima Base Sheet	Hot asphalt at 25 lbs/square.
	Ply:	One or more plies GAFGLAS Ply 4, GAFGLAS Ply 4 M, Tri-Ply Ply 4 Ply Sheet, GAFGLAS Flex Ply 6, GAFGLAS FlexPly 6 M	
SBS-AA	Base Ply or Ply:	One or two plies Ruberoid 20 Smooth, Ruberoid Mop Smooth, Ruberoid Mop Smooth 1.5, Ruberoid Mop Plus Smooth	Torch-applied
	Cap Ply:	Ruberoid 30 Granule, Ruberoid 30 Granule FR, Ruberoid EnergyCap 30 Granule FR, Ruberoid Mop Smooth, Ruberoid Mop Smooth 1.5, Ruberoid Mop Plus Smooth, Ruberoid Mop Granule FR, Ruberoid Mop Granule, Tri-Ply SBS Granule Cap Sheet, Intec Flex PRF, Ruberoid Mop Plus Granule FR, Ruberoid Mop Plus Granule, Ruberoid EnergyCap Mop Plus Granule FR	
SBS-TA	Base Ply or Ply:	One or two plies Ruberoid HW 25 Smooth, Ruberoid HW Smooth	Torch-applied
	Cap Ply:	Ruberoid HW Granule, Ruberoid HW Granule FR, Ruberoid HW Plus Granule, Ruberoid HW Plus Granule FR, Ruberoid EnergyCap HW Plus Granule FR	
APP-TA	Base Ply or Ply:	One or two plies Ruberoid Torch Smooth, Tri-Ply APP Smooth Membrane	Torch-applied
	Cap Ply:	Ruberoid Torch Granule, Tri-Ply APP Granule Membrane, Ruberoid Torch Plus Granule FR, Ruberoid EnergyCap Torch Granule FR, Ruberoid EnergyCap Torch Plus Granule FR	
SBS-SA	Base Ply or Ply:	Liberty SBS Self-Adhering Base/Ply Sheet	Self-adhering
	Cap Ply:	Liberty SBS Self-Adhering Cap Sheet	

Note: Systems with a smooth-surfaced cap ply shall be surfaced in accordance with GAF requirements, meeting the fire resistance requirements of FBC Section 1505. Refer to FBC Section 1504.8 for limitations in the use of aggregate surfacing.

16 **Thermal Barrier and/or Vapor Barrier Options:**
 16A **Structural Concrete Decks:** The lesser of the MDP listings below vs. that for the selected assembly applies.

VAPOR BARRIER OPTIONS, STRUCTURAL CONCRETE DECK, ADHERED INSULATION					
OPTION #	PRIMER	VAPOR BARRIER		INSULATION ADHESIVE PER TABLE 3A OR 3B	MDP (PSF)
		TYPE	APPLICATION		
C-VB-1.	Matrix 307 Premium Asphalt Primer or ASTM D41 primer	Ruberoid Torch Granule	Torch-applied	Hot asphalt	-225.0
C-VB-2.	Matrix 307 Premium Asphalt Primer or ASTM D41 primer	BP-AA	Hot asphalt applied	Hot asphalt	-360.0
C-VB-3.	Matrix 307 Premium Asphalt Primer or ASTM D41 primer	One or two plies, GAFGLAS Ply 4, GAFGLAS Ply 4 M, Tri-Ply Ply 4 Ply Sheet, GAFGLAS FlexPly 6 or GAFGLAS FlexPly 6 M or SBS-AA	Hot asphalt applied	Hot asphalt	-495.0
C-VB-4.	None	GAF SA Vapor Retarder XL	Self-adhering	LRF-M, 12-inch o.c.	-112.5
C-VB-5.	Matrix 307 Premium Asphalt Primer or ASTM D41 primer	SBS-TA	Torch-applied	LRF-M, 12-inch o.c.	-180.0
C-VB-6.	GAF SA Primer	GAF SA Vapor Retarder	Self-adhering	LRF-M, 12-inch o.c.	-202.5
C-VB-7.	Matrix 307 Premium Asphalt Primer or ASTM D41 primer	BP-AA or one or two plies GAFGLAS Ply 4, GAFGLAS Ply 4 M, GAFGLAS FlexPly 6 or GAFGLAS Flex Ply 6 M or SBS-AA	Hot asphalt applied	LRF-M, 12-inch o.c.	-495.0
C-VB-8.	None	GAF SA Vapor Retarder XL	Self-adhering	LRF-XF 12-inch o.c.	-112.5
C-VB-9.	Matrix 307 Premium Asphalt Primer or ASTM D41 primer	Ruberoid Torch Granule	Torch-applied	LRF-XF, 12-inch o.c.	-169.0
C-VB-10.	Matrix 307 Premium Asphalt Primer or ASTM D41 primer	SBS-TA	Torch-applied	LRF-XF, 12-inch o.c.	-180.0
C-VB-11.	GAF SA Primer	GAF SA Vapor Retarder	Self-adhering	LRF-XF, 12-inch o.c.	-202.5
C-VB-12.	Matrix 307 Premium Asphalt Primer or ASTM D41 primer	SBS-SA	Self-adhering	LRF-XF, 12-inch o.c.	-250.0
C-VB-13.	Matrix 307 Premium Asphalt Primer or ASTM D41 primer	BP-AA or one or two plies GAFGLAS Ply 4, GAFGLAS Ply 4 M, GAFGLAS FlexPly 6 or GAFGLAS Flex Ply 6 M or SBS-AA	Hot asphalt applied	LRF-XF, 12-inch o.c.	-262.5
C-VB-14.	Matrix 307 Premium Asphalt Primer or ASTM D41 primer	Ruberoid 30	Hot asphalt applied	LRF-XF, 12-inch o.c.	-270.0
C-VB-15.	None	GAF SA Vapor Retarder XL	Self-adhering	OlyBond 500, 12-inch o.c.	-127.5
C-VB-16.	Matrix 307 Premium Asphalt Primer or ASTM D41 primer	Ruberoid Torch Smooth	Torch-applied	OB500, 12-inch o.c.	-165.0
C-VB-17.	Matrix 307 Premium Asphalt Primer or ASTM D41 primer	Ruberoid HW 25 Smooth	Torch-applied	OB500, 12-inch o.c.	-180.0
C-VB-18.	Matrix 307 Premium Asphalt Primer or ASTM D41 primer	SBS-SA	Self-adhering	OB500, 12-inch o.c.	-187.5
C-VB-19.	Matrix 307 Premium Asphalt Primer or ASTM D41 primer	Ruberoid 20 Smooth	Matrix 102 SBS Membrane Adhesive at 1.5 gal/square	OB500, 12-inch o.c.	-202.5
C-VB-20.	GAF SA Primer	GAF SA Vapor Retarder	Self-adhering	OB500, 12-inch o.c.	-202.5
C-VB-21.	Matrix 307 Premium Asphalt Primer or ASTM D41 primer	Ruberoid Torch Granule	Torch-applied	OB500, 12-inch o.c.	-225.0
C-VB-22.	Matrix 307 Premium Asphalt Primer or ASTM D41 primer	Ruberoid HW Smooth	Torch-applied	OB500, 12-inch o.c.	-232.5
C-VB-23.	Matrix 307 Premium Asphalt Primer or ASTM D41 primer	BP-AA or one or two plies GAFGLAS Ply 4, GAFGLAS Ply 4 M, GAFGLAS FlexPly 6 or GAFGLAS Flex Ply 6 M or SBS-AA	Hot asphalt applied	OB500, 12-inch o.c.	-352.5

16B Decks followed by Vapor Barrier followed by Lightweight Concrete (LWC): The lesser of the MDP listings below vs. that for the selected assembly from the Lightweight Concrete tables applies:

VAPOR BARRIER OPTIONS; STRUCTURAL CONCRETE DECK FOLLOWED BY CELLULAR LIGHTWEIGHT INSULATING CONCRETE						
OPTION #	PRIMER	VAPOR BARRIER		LIGHTWEIGHT CONCRETE PER TABLE 4A – 4E (NOTE 14)	MDP (PSF)	
		TYPE	ATTACH			
LWC-VB-1.	Matrix 307 Premium Asphalt Primer or ASTM D41 primer	Base Ply (Optional): One or two plies Ruberoid HW 25 Smooth, Ruberoid HW Smooth Cap Ply: Ruberoid HW Granule, Ruberoid HW Granule FR, Ruberoid HW Plus Granule, Ruberoid HW Plus Granule FR		Torch-applied	Min. 200 psi Mearlcrete (FL13492)	-82.5
LWC-VB-2.	Matrix 307 Premium Asphalt Primer or ASTM D41 primer	Base Ply (Optional): One or two plies Ruberoid HW 25 Smooth, Ruberoid HW Smooth Cap Ply: Ruberoid HW Granule, Ruberoid HW Granule FR, Ruberoid HW Plus Granule, Ruberoid HW Plus Granule FR		Torch-applied	Min. 300 psi Celcore Cellular Concrete (FL2037)	-135.0
LWC-VB-3.	Matrix 307 Premium Asphalt Primer or ASTM D41 primer	Base Ply (Optional): One or two plies Ruberoid HW 25 Smooth, Ruberoid HW Smooth Cap Ply: Ruberoid HW Granule, Ruberoid HW Granule FR, Ruberoid HW Plus Granule, Ruberoid HW Plus Granule FR		Torch-applied	Min. 300 psi Elastzell (NOA 18-0208.03)	-302.5
LWC-VB-4.	Matrix 307 Premium Asphalt Primer or ASTM D41 primer	Ruberoid HW 25 Smooth, Ruberoid HW Smooth		Torch-applied	Min. 540 psi pre-existent cellular LWC	-358.0

17 Fire barriers of GAF FireOut™ Fire Barrier Coating or VersaShield® Solo™ Fire-Resistant Slip Sheet are optional in all assemblies when overlying components are mechanically fastened.

18 For System Types B-1, B-2, C-1, C-2, D-1 or Type D-2, GAF SA Vapor Retarder or GAF SA Vapor Retarder XL may be installed atop the roof deck, or to a loose-laid thermal barrier of DensDeck Prime or SECUROCK Gypsum-Fiber Roof Board, prior to installation of the insulation and roof cover. When adhering GAF SA Vapor Retarder to structural concrete, the substrate shall be primed with GAF SA Primer. When adhering GAF SA Vapor Retarder to DensDeck Prime or SECUROCK Gypsum-Fiber Roof Board, the substrate shall be primed with GAF SA Primer or Matrix 307 Premium Asphalt Primer. Refer to FM Loss Prevention Data Sheet 1-29 (February 2020) for design and installation limitations.

19 The following products are interchangeable within the scope of this PEER:

ACCEPTABLE ALTERNATES				
SUB-CATEGORY	MANUFACTURER	FBC FILE OR NOA	LISTED PRODUCT HEREIN	ALTERNATE
Roofing Insulation	GAF	FL16311	EnergyGuard Polyiso Insulation	EnergyGuard NH Polyiso Insulation
			EnergyGuard Ultra Polyiso Insulation	EnergyGuard NH Ultra Polyiso Insulation
			EnergyGuard HD Polyiso Cover Board	EnergyGuard HD Barrier Polyiso Cover Board, EnergyGuard NH HD Polyiso Cover Board
			EnergyGuard HD Plus Polyiso Cover Board	EnergyGuard NH HD Plus Polyiso Cover Board
	Georgia-Pacific Gypsum, LLC	FL1250	DensDeck Prime	DensDeck StormX Prime Roof Board
Vapor Barrier	GAF	N/A	GAF SA Vapor Retarder XL	GAF SA Vapor Retarder XL40

20 “MDP” = Maximum Design Pressure is the result of testing for wind load resistance based on allowable wind loads. Refer to FBC 1609 for determination of design wind loads. (Notes 9 and 10)

**TABLE 1A: WOOD DECKS - NEW CONSTRUCTION OR REROOF (TEAR-OFF)
SYSTEM TYPE A-1: BONDED INSULATION, BONDED ROOF COVER**

Sys No.	Deck (Note 1)	Base Insulation Layer		Top Insulation Layer		Roof Cover (Note 15)			MDP (psf)
		Type	Attach (Notes 6,7,8)	Type	Attach (Notes 6,7,8)	Base Ply	Ply	Cap Ply	
W-1.	Min. 19/32-inch plywood or OSB; 2 ft span	Min. 1.5-inch EnergyGuard Polyiso Insulation, EnergyGuard Ultra Polyiso Insulation, EnergyGuard RA, EnergyGuard RH	LRF-XF	Min. 0.25-inch DensDeck Prime or SECUROCK Gypsum-Fiber Roof Board	LRF-XF	BP-AA, SBS-AA, SBS-TA or APP-TA	(Optional) One or more BP-AA, SBS-AA, SBS-TA or APP-TA	SBS-AA, SBS-TA or APP-TA	-52.5

**TABLE 1B: WOOD DECKS - NEW CONSTRUCTION, REROOF (TEAR-OFF) OR RECOVER
SYSTEM TYPE B-1: MECHANICALLY ATTACHED BASE INSULATION, BONDED TOP INSULATION, BONDED ROOF COVER**

System No.	Deck (Note 1)	Base Insulation Layer			Top Insulation Layer		Roof Cover (Note 15)			MDP (psf)
		Type	Fastener (Note 2, Note 11)	Attach	Type	Attach (Notes 6,7,8)	Base Ply	Ply	Cap Ply	
W-2.	Min. 19/32-inch plywood or 1-inch wood plank; 2 ft span	Min. 1-inch EnergyGuard RN	Drill-Tec #12 Fastener with Drill-Tec AccuTrac Flat Plate or AccuTrac Recessed Plate	1 per 1.8 ft ²	Min. 0.25-inch SECUROCK Ultralight Coated Glass-Mat Roof Board	OB500	SBS-SA	(Optional) SBS-TA, APP-TA	SBS-TA, APP-TA	-37.5
W-3.	Min. 19/32-inch plywood or 1-inch wood plank; 2 ft span	Min. 1-inch EnergyGuard Polyiso Insulation or EnergyGuard Ultra Polyiso Insulation	Drill-Tec #12 Fastener with Drill-Tec 3" Steel Plate	1 per 1.8 ft ²	Optional additional layer(s), min. 1.5-inch EnergyGuard Polyiso Insulation or EnergyGuard Ultra Polyiso Insulation followed by Min. 0.25-inch SECUROCK Gypsum-Fiber Roof Board	LRF-XF	SBS-SA	(Optional) SBS-TA, APP-TA	SBS-TA, APP-TA	-52.5
W-4.	Min. 19/32-inch plywood or 1-inch wood plank; 2 ft span	Min. 1-inch EnergyGuard RN	Drill-Tec #12 Fastener with Drill-Tec AccuTrac Flat Plate or AccuTrac Recessed Plate	1 per 1.8 ft ²	Min. 0.25-inch SECUROCK Gypsum-Fiber Roof Board	OB500	SBS-SA	(Optional) SBS-TA, APP-TA	SBS-TA, APP-TA	-52.5

TABLE 1c: WOOD DECKS – NEW CONSTRUCTION OR REROOF (TEAR-OFF)
SYSTEM TYPE B-3: MECHANICALLY ATTACHED ANCHOR SHEET, BONDED INSULATION, BONDED ROOF COVER

System No.	Deck (Note 1)	Anchor Sheet			Base Insulation		Top Insulation		Roof Cover (Note 15)			MDP (psf)
		Type	Fastener (Note 11)	Attach	Type	Attach (Notes 6,7,8)	Type	Attach (Notes 6,7,8)	Base Ply	Ply	Cap Ply	
CONVENTIONAL SYSTEMS:												
W-5.	Min. 15/32-inch plywood or 1-inch wood plank; 2 ft span	GAFGLAS #75 Base Sheet, Tri-Ply #75 Base Sheet, GAFGLAS #80 Ultima Base Sheet, GAFGLAS Stratavent Nailable Venting Base Sheet, Ruberoid 20 Smooth Sheet	32 ga., 1-5/8-inch dia. tin caps with 11 ga. annular ring shank nails	8-inch o.c. at min. 4-inch laps and 8-inch o.c. in two, equally spaced, staggered center rows	Min. 1-inch EnergyGuard Polyiso Insulation, EnergyGuard Ultra Polyiso Insulation or EnergyGuard RH Polyiso or min. 1.5-inch EnergyGuard RA or EnergyGuard RN	Hot asphalt	Min. 0.5-inch Structodek High Density Fiberboard Roof Insulation or EnergyGuard Perlite Recover Board or Min. 0.75-inch EnergyGuard Perlite Roof Insulation (homogeneous)	Hot asphalt	BP-AA, SBS-AA	(Optional) BP-AA, SBS-AA, SBS-TA, APP-TA	SBS-AA, SBS-TA, APP-TA	-45.0
W-6.	Min. 15/32-inch plywood or 1-inch wood plank; 2 ft span	GAFGLAS #75 Base Sheet, Tri-Ply #75 Base Sheet, GAFGLAS #80 Ultima Base Sheet, GAFGLAS Stratavent Nailable Venting Base Sheet, Ruberoid 20 Smooth Sheet	32 ga., 1-5/8-inch dia. tin caps with 11 ga. annular ring shank nails	8-inch o.c. at min. 4-inch laps and 8-inch o.c. in two, equally spaced, staggered center rows	Min. 1-inch EnergyGuard Polyiso Insulation, EnergyGuard Ultra Polyiso Insulation or EnergyGuard RH Polyiso or min. 1.5-inch EnergyGuard RA or EnergyGuard RN	Hot asphalt	Min. 0.25-inch DensDeck Prime or SECUROCK Gypsum-Fiber Roof Board	Hot asphalt	BP-AA, SBS-AA, SBS-TA, APP-TA	(Optional) BP-AA, SBS-AA, SBS-TA, APP-TA	SBS-AA, SBS-TA, APP-TA	-45.0
W-7.	Min. 19/32-inch plywood or 1-inch wood plank; 2 ft span	GAFGLAS #80 Ultima Base Sheet, GAFGLAS Stratavent Eliminator Nailable Venting Base Sheet, Ruberoid 20 Smooth, Ruberoid Mop Smooth, Ruberoid Mop Smooth 1.5	32 ga., 1-5/8-inch dia. tin caps with 11 ga. annular ring shank nails	9-inch o.c. at the min. 4-inch lap and 12-inch o.c. in two, equally spaced, staggered center rows	Min. 1-inch EnergyGuard Polyiso Insulation, EnergyGuard Ultra Polyiso Insulation or EnergyGuard RH Polyiso or min. 1.5-inch EnergyGuard RA or EnergyGuard RN	Hot asphalt	Min. 0.5-inch Structodek High Density Fiberboard Roof Insulation or EnergyGuard Perlite Recover Board or Min. 0.75-inch EnergyGuard Perlite Roof Insulation (homogeneous)	Hot asphalt	BP-AA, SBS-AA	(Optional) BP-AA, SBS-AA, SBS-TA, APP-TA	SBS-AA, SBS-TA, APP-TA	-45.0
W-8.	Min. 19/32-inch plywood or 1-inch wood plank; 2 ft span	GAFGLAS #80 Ultima Base Sheet, GAFGLAS Stratavent Eliminator Nailable Venting Base Sheet, Ruberoid 20 Smooth, Ruberoid Mop Smooth, Ruberoid Mop Smooth 1.5	32 ga., 1-5/8-inch dia. tin caps with 11 ga. annular ring shank nails	9-inch o.c. at the min. 4-inch lap and 12-inch o.c. in two, equally spaced, staggered center rows	Min. 1-inch EnergyGuard Polyiso Insulation, EnergyGuard Ultra Polyiso Insulation or EnergyGuard RH Polyiso or min. 1.5-inch EnergyGuard RA or EnergyGuard RN	Hot asphalt	Min. 0.25-inch DensDeck Prime or SECUROCK Gypsum-Fiber Roof Board	Hot asphalt	BP-AA, SBS-AA, SBS-TA, APP-TA	(Optional) BP-AA, SBS-AA, SBS-TA, APP-TA	SBS-AA, SBS-TA, APP-TA	-45.0

TABLE 1c: WOOD DECKS – NEW CONSTRUCTION OR REROOF (TEAR-OFF)
SYSTEM TYPE B-3: MECHANICALLY ATTACHED ANCHOR SHEET, BONDED INSULATION, BONDED ROOF COVER

System No.	Deck (Note 1)	Anchor Sheet			Base Insulation		Top Insulation		Roof Cover (Note 15)			MDP (psf)
		Type	Fastener (Note 11)	Attach	Type	Attach (Notes 6,7,8)	Type	Attach (Notes 6,7,8)	Base Ply	Ply	Cap Ply	
W-9.	Min. 15/32-inch plywood or 1-inch wood plank; 2 ft span	GAFGLAS #75 Base Sheet, Tri-Ply #75 Base Sheet, GAFGLAS #80 Ultima Base Sheet, GAFGLAS Stratavent Nailable Venting Base Sheet, Ruberoid 20 Smooth Sheet	32 ga., 1-5/8-inch diameter tin caps with 12 ga. annular ring shank nails	6-inch o.c. at the 4-inch lap and 6-inch o.c. in two staggered center rows	Min. 1-inch EnergyGuard Polyiso Insulation, EnergyGuard Ultra Polyiso Insulation or EnergyGuard RH Polyiso or min. 1.5-inch EnergyGuard RA or EnergyGuard RN	Hot asphalt	Min. 0.5-inch Structodek High Density Fiberboard Roof Insulation or EnergyGuard Perlite Recover Board or Min. 0.75-inch EnergyGuard Perlite Roof Insulation (homogeneous)	Hot asphalt	BP-AA, SBS-AA	(Optional) BP-AA, SBS-AA, SBS-TA, APP-TA	SBS-AA, SBS-TA, APP-TA	-52.5
W-10.	Min. 15/32-inch plywood or 1-inch wood plank; 2 ft span	GAFGLAS #75 Base Sheet, Tri-Ply #75 Base Sheet, GAFGLAS #80 Ultima Base Sheet, GAFGLAS Stratavent Nailable Venting Base Sheet, Ruberoid 20 Smooth Sheet	32 ga., 1-5/8-inch diameter tin caps with 12 ga. annular ring shank nails	6-inch o.c. at the 4-inch lap and 6-inch o.c. in two staggered center rows	Min. 1-inch EnergyGuard Polyiso Insulation, EnergyGuard Ultra Polyiso Insulation or EnergyGuard RH Polyiso or min. 1.5-inch EnergyGuard RA or EnergyGuard RN	Hot asphalt	Min. 0.25-inch DensDeck Prime or SECUROCK Gypsum-Fiber Roof Board	Hot asphalt	BP-AA, SBS-AA, SBS-TA, APP-TA	(Optional) BP-AA, SBS-AA, SBS-TA, APP-TA	SBS-AA, SBS-TA, APP-TA	-52.5
W-11.	Min. 19/32-inch plywood or 1-inch wood plank; 2 ft span	GAFGLAS #75 Base Sheet, Tri-Ply #75 Base Sheet, GAFGLAS #80 Ultima Base Sheet, GAFGLAS Stratavent Nailable Venting Base Sheet, Ruberoid 20 Smooth Sheet	32 ga., 1-5/8-inch diameter tin caps with 12 ga. annular ring shank nails	8-inch o.c. at the 4-inch lap and 8-inch o.c. in two staggered center rows	Min. 1-inch EnergyGuard Polyiso Insulation, EnergyGuard Ultra Polyiso Insulation or EnergyGuard RH Polyiso or min. 1.5-inch EnergyGuard RA or EnergyGuard RN	Hot asphalt	Min. 0.5-inch Structodek High Density Fiberboard Roof Insulation or EnergyGuard Perlite Recover Board or Min. 0.75-inch EnergyGuard Perlite Roof Insulation (homogeneous)	Hot asphalt	BP-AA, SBS-AA	(Optional) BP-AA, SBS-AA, SBS-TA, APP-TA	SBS-AA, SBS-TA, APP-TA	-52.5
W-12.	Min. 19/32-inch plywood or 1-inch wood plank; 2 ft span	GAFGLAS #75 Base Sheet, Tri-Ply #75 Base Sheet, GAFGLAS #80 Ultima Base Sheet, GAFGLAS Stratavent Nailable Venting Base Sheet, Ruberoid 20 Smooth Sheet	32 ga., 1-5/8-inch diameter tin caps with 12 ga. annular ring shank nails	8-inch o.c. at the 4-inch lap and 8-inch o.c. in two staggered center rows	Min. 1-inch EnergyGuard Polyiso Insulation, EnergyGuard Ultra Polyiso Insulation or EnergyGuard RH Polyiso or min. 1.5-inch EnergyGuard RA or EnergyGuard RN	Hot asphalt	Min. 0.25-inch DensDeck Prime or SECUROCK Gypsum-Fiber Roof Board	Hot asphalt	BP-AA, SBS-AA, SBS-TA, APP-TA	(Optional) BP-AA, SBS-AA, SBS-TA, APP-TA	SBS-AA, SBS-TA, APP-TA	-52.5

TABLE 1c: WOOD DECKS – NEW CONSTRUCTION OR REROOF (TEAR-OFF)
SYSTEM TYPE B-3: MECHANICALLY ATTACHED ANCHOR SHEET, BONDED INSULATION, BONDED ROOF COVER

System No.	Deck (Note 1)	Anchor Sheet			Base Insulation		Top Insulation		Roof Cover (Note 15)			MDP (psf)
		Type	Fastener (Note 11)	Attach	Type	Attach (Notes 6,7,8)	Type	Attach (Notes 6,7,8)	Base Ply	Ply	Cap Ply	
W-13.	Min. 19/32-inch plywood or 1-inch wood plank; 2 ft span	GAFGLAS #80 Ultima Base Sheet, GAFGLAS Stratavent Eliminator Nailable Venting Base Sheet, Ruberoid 20 Smooth, Ruberoid Mop Smooth, Ruberoid Mop Smooth 1.5	32 ga., 1-5/8-inch dia. tin caps with 11 ga. annular ring shank nails	9-inch o.c. at the min. 4-inch lap and 9-inch o.c. in two, equally spaced, staggered center rows	Min. 1-inch EnergyGuard Polyiso Insulation, EnergyGuard Ultra Polyiso Insulation or EnergyGuard RH Polyiso or min. 1.5-inch EnergyGuard RA or EnergyGuard RN	Hot asphalt	Min. 0.5-inch Structodek High Density Fiberboard Roof Insulation or EnergyGuard Perlite Recover Board or Min. 0.75-inch EnergyGuard Perlite Roof Insulation (homogeneous)	Hot asphalt	BP-AA, SBS-AA	(Optional) BP-AA, SBS-AA, SBS-TA, APP-TA	SBS-AA, SBS-TA, APP-TA	-60.0
W-14.	Min. 19/32-inch plywood or 1-inch wood plank; 2 ft span	GAFGLAS #80 Ultima Base Sheet, GAFGLAS Stratavent Eliminator Nailable Venting Base Sheet, Ruberoid 20 Smooth, Ruberoid Mop Smooth, Ruberoid Mop Smooth 1.5	32 ga., 1-5/8-inch dia. tin caps with 11 ga. annular ring shank nails	9-inch o.c. at the min. 4-inch lap and 9-inch o.c. in two, equally spaced, staggered center rows	Min. 1-inch EnergyGuard Polyiso Insulation, EnergyGuard Ultra Polyiso Insulation or EnergyGuard RH Polyiso or min. 1.5-inch EnergyGuard RA or EnergyGuard RN	Hot asphalt	Min. 0.25-inch DensDeck Prime or SECUROCK Gypsum-Fiber Roof Board	Hot asphalt	BP-AA, SBS-AA, SBS-TA, APP-TA	(Optional) BP-AA, SBS-AA, SBS-TA, APP-TA	SBS-AA, SBS-TA, APP-TA	-60.0
SELF-ADHERING BASE PLY:												
W-15.	Min. 19/32-inch plywood or 1-inch wood plank; 2 ft span	GAFGLAS #80 Ultima Base Sheet, GAFGLAS Stratavent Eliminator Nailable Venting Base Sheet, Ruberoid 20 Smooth, Ruberoid Mop Smooth, Ruberoid Mop Smooth 1.5	32 ga., 1-5/8-inch dia. tin caps with 11 ga. annular ring shank nails	9-inch o.c. at the min. 2-inch lap and 12-inch o.c. in two, equally spaced, staggered center rows	Min. 1-inch EnergyGuard Polyiso Insulation, EnergyGuard Ultra Polyiso Insulation or EnergyGuard RH Polyiso or min. 1.5-inch EnergyGuard RA or EnergyGuard RN	Hot asphalt	Min. 0.25-inch DensDeck Prime or SECUROCK Gypsum-Fiber Roof Board	Hot asphalt	SBS-SA	(Optional) SBS-SA, SBS-TA or APP-TA	SBS-SA, SBS-TA or APP-TA	-45.0
VENTING SYSTEMS:												
W-16.	Min. 15/32-inch plywood or 1-inch wood plank; 2 ft span	GAFGLAS #75 Base Sheet, Tri-Ply #75 Base Sheet, GAFGLAS #80 Ultima Base Sheet, GAFGLAS Stratavent Nailable Venting Base Sheet, Ruberoid 20 Smooth	32 ga., 1-5/8-inch dia. tin caps with 11 ga. annular ring shank nails	8-inch o.c. at min. 4-inch laps and 8-inch o.c. in two, equally spaced, staggered center rows	Min. 1-inch EnergyGuard Polyiso Insulation, EnergyGuard Ultra Polyiso Insulation or EnergyGuard RH Polyiso	Hot asphalt	(Optional) Additional layer(s) base insulation	Hot asphalt	GAFGLAS Stratavent Perforated Venting Base Sheet	(Optional) BP-AA, SBS-AA	SBS-AA	-45.0

TABLE 1c: WOOD DECKS – NEW CONSTRUCTION OR REROOF (TEAR-OFF)
SYSTEM TYPE B-3: MECHANICALLY ATTACHED ANCHOR SHEET, BONDED INSULATION, BONDED ROOF COVER

System No.	Deck (Note 1)	Anchor Sheet			Base Insulation		Top Insulation		Roof Cover (Note 15)			MDP (psf)
		Type	Fastener (Note 11)	Attach	Type	Attach (Notes 6,7,8)	Type	Attach (Notes 6,7,8)	Base Ply	Ply	Cap Ply	
W-17.	Min. 19/32-inch plywood or 1-inch wood plank; 2 ft span	GAFGLAS #80 Ultima Base Sheet, GAFGLAS Stratavent Eliminator Nailable Venting Base Sheet, Ruberoid 20 Smooth, Ruberoid Mop Smooth, Ruberoid Mop Smooth 1.5	32 ga., 1-5/8-inch dia. tin caps with 11 ga. annular ring shank nails	9-inch o.c. at the min. 4-inch lap and 12-inch o.c. in two, equally spaced, staggered center rows	Min. 1-inch EnergyGuard Polyiso Insulation, EnergyGuard Ultra Polyiso Insulation or EnergyGuard RH Polyiso	Hot asphalt	(Optional) Additional layer(s) base insulation	Hot asphalt	GAFGLAS Stratavent Perforated Venting Base Sheet	(Optional) BP-AA, SBS-AA	SBS-AA	-45.0
W-18.	Min. 15/32-inch plywood or 1-inch wood plank; 2 ft span	GAFGLAS #75 Base Sheet, Tri-Ply #75 Base Sheet, GAFGLAS #80 Ultima Base Sheet, GAFGLAS Stratavent Nailable Venting Base Sheet, Ruberoid 20 Smooth	32 ga., 1-5/8-inch dia. tin caps with 11 ga. annular ring shank nails	6-inch o.c. at min. 4-inch laps and 6-inch o.c. in two, equally spaced, staggered center rows	Min. 1-inch EnergyGuard Polyiso Insulation, EnergyGuard Ultra Polyiso Insulation or EnergyGuard RH Polyiso	Hot asphalt	(Optional) Additional layer(s) base insulation	Hot asphalt	GAFGLAS Stratavent Perforated Venting Base Sheet	(Optional) BP-AA, SBS-AA	SBS-AA	-52.5
W-19.	Min. 19/32-inch plywood or 1-inch wood plank; 2 ft span	GAFGLAS #75 Base Sheet, Tri-Ply #75 Base Sheet, GAFGLAS #80 Ultima Base Sheet, GAFGLAS Stratavent Nailable Venting Base Sheet, Ruberoid 20 Smooth	32 ga., 1-5/8-inch diameter tin caps with 12 ga. annular ring shank nails	8-inch o.c. at the 4-inch lap and 8-inch o.c. in two staggered center rows	Min. 1-inch EnergyGuard Polyiso Insulation, EnergyGuard Ultra Polyiso Insulation or EnergyGuard RH Polyiso	Hot asphalt	(Optional) Additional layer(s) base insulation	Hot asphalt	GAFGLAS Stratavent Perforated Venting Base Sheet	(Optional) BP-AA, SBS-AA	SBS-AA	-52.5
W-20.	Min. 19/32-inch plywood or 1-inch wood plank; 2 ft span	GAFGLAS #80 Ultima Base Sheet, GAFGLAS Stratavent Eliminator Nailable Venting Base Sheet, Ruberoid 20 Smooth, Ruberoid Mop Smooth, Ruberoid Mop Smooth 1.5	32 ga., 1-5/8-inch dia. tin caps with 11 ga. annular ring shank nails	9-inch o.c. at the min. 4-inch lap and 9-inch o.c. in two, equally spaced, staggered center rows	Min. 1-inch EnergyGuard Polyiso Insulation, EnergyGuard Ultra Polyiso Insulation or EnergyGuard RH Polyiso	Hot asphalt	(Optional) Additional layer(s) base insulation	Hot asphalt	GAFGLAS Stratavent Perforated Venting Base Sheet	(Optional) BP-AA, SBS-AA	SBS-AA	-60.0

TABLE 1D: WOOD DECKS – NEW CONSTRUCTION, REROOF (TEAR-OFF) OR RECOVER
SYSTEM TYPE B-3: MECHANICALLY ATTACHED ANCHOR SHEET, BONDED INSULATION, BONDED ROOF COVER

System No.	Deck (Note 1)	Anchor Sheet			Base Insulation		Top Insulation		Roof Cover (Note 15)			MDP (psf)
		Type	Fastener (Note 2, Note 11)	Attach	Type	Attach (Notes 6,7,8)	Type	Attach (Notes 6,7,8)	Base Ply	Ply	Cap Ply	
CONVENTIONAL SYSTEMS:												
W-21.	Min. 19/32-inch plywood or 1-inch wood plank; 2 ft span	GAFGLAS #75 Base Sheet, Tri-Ply #75 Base Sheet, GAFGLAS #80 Ultima Base Sheet, GAFGLAS Stratavent Nailable Venting Base Sheet, Ruberoid 20 Smooth Sheet	Note 2	12-inch o.c. at the min. 4-inch lap and 12-inch o.c. in two, equally spaced, staggered center rows	Min. 1-inch EnergyGuard Polyiso Insulation, EnergyGuard Ultra Polyiso Insulation or EnergyGuard RH Polyiso or min. 1.5-inch EnergyGuard RA or EnergyGuard RN	Hot asphalt	Min. 0.5-inch Structodek High Density Fiberboard Roof Insulation or EnergyGuard Perlite Recover Board or Min. 0.75-inch EnergyGuard Perlite Roof Insulation (homogeneous)	Hot asphalt	BP-AA, SBS-AA	(Optional) BP-AA, SBS-AA, SBS-TA, APP-TA	SBS-AA, SBS-TA, APP-TA	-45.0
W-22.	Min. 19/32-inch plywood or 1-inch wood plank; 2 ft span	GAFGLAS #75 Base Sheet, Tri-Ply #75 Base Sheet, GAFGLAS #80 Ultima Base Sheet, GAFGLAS Stratavent Nailable Venting Base Sheet, Ruberoid 20 Smooth Sheet	Note 2	12-inch o.c. at the min. 4-inch lap and 12-inch o.c. in two, equally spaced, staggered center rows	Min. 1-inch EnergyGuard Polyiso Insulation, EnergyGuard Ultra Polyiso Insulation or EnergyGuard RH Polyiso or min. 1.5-inch EnergyGuard RA or EnergyGuard RN	Hot asphalt	Min. 0.25-inch DensDeck Prime or SECUROCK Gypsum-Fiber Roof Board	Hot asphalt	BP-AA, SBS-AA, APP-TA	(Optional) BP-AA, SBS-AA, SBS-TA, APP-TA	SBS-AA, SBS-TA, APP-TA	-45.0
W-23.	Min. 15/32-inch plywood or 1-inch wood plank; 2 ft span	GAFGLAS #75 Base Sheet, Tri-Ply #75 Base Sheet, GAFGLAS #80 Ultima Base Sheet, GAFGLAS Stratavent Nailable Venting Base Sheet, Ruberoid 20 Smooth Sheet	Note 2 (#14 ONLY)	16-inch o.c. at the min. 4-inch lap and 16-inch o.c. in two, equally spaced, staggered center rows	Min. 1-inch EnergyGuard Polyiso Insulation, EnergyGuard Ultra Polyiso Insulation or EnergyGuard RH Polyiso or min. 1.5-inch EnergyGuard RA or EnergyGuard RN	Hot asphalt	Min. 0.5-inch Structodek High Density Fiberboard Roof Insulation or EnergyGuard Perlite Recover Board or Min. 0.75-inch EnergyGuard Perlite Roof Insulation (homogeneous)	Hot asphalt	BP-AA, SBS-AA	(Optional) BP-AA, SBS-AA, SBS-TA, APP-TA	SBS-AA, SBS-TA, APP-TA	-52.5
W-24.	Min. 15/32-inch plywood or 1-inch wood plank; 2 ft span	GAFGLAS #75 Base Sheet, Tri-Ply #75 Base Sheet, GAFGLAS #80 Ultima Base Sheet, GAFGLAS Stratavent Nailable Venting Base Sheet, Ruberoid 20 Smooth Sheet	Note 2 (#14 ONLY)	16-inch o.c. at the min. 4-inch lap and 16-inch o.c. in two, equally spaced, staggered center rows	Min. 1-inch EnergyGuard Polyiso Insulation, EnergyGuard Ultra Polyiso Insulation or EnergyGuard RH Polyiso or min. 1.5-inch EnergyGuard RA or EnergyGuard RN	Hot asphalt	Min. 0.25-inch DensDeck Prime or SECUROCK Gypsum-Fiber Roof Board	Hot asphalt	BP-AA, SBS-AA, APP-TA	(Optional) BP-AA, SBS-AA, SBS-TA, APP-TA	SBS-AA, SBS-TA, APP-TA	-52.5

TABLE 1D: WOOD DECKS – NEW CONSTRUCTION, REROOF (TEAR-OFF) OR RECOVER
SYSTEM TYPE B-3: MECHANICALLY ATTACHED ANCHOR SHEET, BONDED INSULATION, BONDED ROOF COVER

System No.	Deck (Note 1)	Anchor Sheet			Base Insulation		Top Insulation		Roof Cover (Note 15)			MDP (psf)
		Type	Fastener (Note 2, Note 11)	Attach	Type	Attach (Notes 6,7,8)	Type	Attach (Notes 6,7,8)	Base Ply	Ply	Cap Ply	
W-25.	Min. 15/32-inch plywood or 1-inch wood plank; 2 ft span	GAFGLAS #75 Base Sheet, Tri-Ply #75 Base Sheet, GAFGLAS #80 Ultima Base Sheet, GAFGLAS Stratavent Nailable Venting Base Sheet, Ruberoid 20 Smooth Sheet	Note 2 (#14 ONLY)	12-inch o.c. at the min. 4-inch lap and 12-inch o.c. in two, equally spaced, staggered center rows	Min. 1-inch EnergyGuard Polyiso Insulation, EnergyGuard Ultra Polyiso Insulation or EnergyGuard RH Polyiso or min. 1.5-inch EnergyGuard RA or EnergyGuard RN	Hot asphalt	Min. 0.5-inch Structodek High Density Fiberboard Roof Insulation or EnergyGuard Perlite Recover Board or Min. 0.75-inch EnergyGuard Perlite Roof Insulation (homogeneous)	Hot asphalt	BP-AA, SBS-AA	(Optional) BP-AA, SBS-AA, SBS-TA, APP-TA	SBS-AA, SBS-TA, APP-TA	-60.0
W-26.	Min. 15/32-inch plywood or 1-inch wood plank; 2 ft span	GAFGLAS #75 Base Sheet, Tri-Ply #75 Base Sheet, GAFGLAS #80 Ultima Base Sheet, GAFGLAS Stratavent Nailable Venting Base Sheet, Ruberoid 20 Smooth Sheet	Note 2 (#14 ONLY)	12-inch o.c. at the min. 4-inch lap and 12-inch o.c. in two, equally spaced, staggered center rows	Min. 1-inch EnergyGuard Polyiso Insulation, EnergyGuard Ultra Polyiso Insulation or EnergyGuard RH Polyiso or min. 1.5-inch EnergyGuard RA or EnergyGuard RN	Hot asphalt	Min. 0.25-inch DensDeck Prime or SECUROCK Gypsum-Fiber Roof Board	Hot asphalt	BP-AA, SBS-AA, APP-TA	(Optional) BP-AA, SBS-AA, SBS-TA, APP-TA	SBS-AA, SBS-TA, APP-TA	-60.0
W-27.	Min. 19/32-inch plywood or 1-inch wood plank; 2 ft span	GAFGLAS #75 Base Sheet, Tri-Ply #75 Base Sheet, GAFGLAS #80 Ultima Base Sheet, GAFGLAS Stratavent Nailable Venting Base Sheet, Ruberoid 20 Smooth Sheet	Note 2	12-inch o.c. at the min. 2-inch lap and 12-inch o.c. in three, equally spaced, staggered center rows	Min. 1-inch EnergyGuard Polyiso Insulation, EnergyGuard Ultra Polyiso Insulation or EnergyGuard RH Polyiso or min. 1.5-inch EnergyGuard RA or EnergyGuard RN	Hot asphalt	Min. 0.5-inch Structodek High Density Fiberboard Roof Insulation or EnergyGuard Perlite Recover Board or Min. 0.75-inch EnergyGuard Perlite Roof Insulation (homogeneous)	Hot asphalt	BP-AA, SBS-AA	(Optional) BP-AA, SBS-AA, SBS-TA, APP-TA	SBS-AA, SBS-TA, APP-TA	-60.0
W-28.	Min. 19/32-inch plywood or 1-inch wood plank; 2 ft span	GAFGLAS #75 Base Sheet, Tri-Ply #75 Base Sheet, GAFGLAS #80 Ultima Base Sheet, GAFGLAS Stratavent Nailable Venting Base Sheet, Ruberoid 20 Smooth Sheet	Note 2	12-inch o.c. at the min. 2-inch lap and 12-inch o.c. in three, equally spaced, staggered center rows	Min. 1-inch EnergyGuard Polyiso Insulation, EnergyGuard Ultra Polyiso Insulation or EnergyGuard RH Polyiso or min. 1.5-inch EnergyGuard RA or EnergyGuard RN	Hot asphalt	Min. 0.25-inch DensDeck Prime or SECUROCK Gypsum-Fiber Roof Board	Hot asphalt	BP-AA, SBS-AA, APP-TA	(Optional) BP-AA, SBS-AA, SBS-TA, APP-TA	SBS-AA, SBS-TA, APP-TA	-60.0

TABLE 1D: WOOD DECKS – NEW CONSTRUCTION, REROOF (TEAR-OFF) OR RECOVER
SYSTEM TYPE B-3: MECHANICALLY ATTACHED ANCHOR SHEET, BONDED INSULATION, BONDED ROOF COVER

System No.	Deck (Note 1)	Anchor Sheet			Base Insulation		Top Insulation		Roof Cover (Note 15)			MDP (psf)
		Type	Fastener (Note 2, Note 11)	Attach	Type	Attach (Notes 6,7,8)	Type	Attach (Notes 6,7,8)	Base Ply	Ply	Cap Ply	
W-29.	Min. 15/32-inch plywood or 1-inch wood plank; 2 ft span	GAFGLAS #75 Base Sheet, Tri-Ply #75 Base Sheet, GAFGLAS #80 Ultima Base Sheet, GAFGLAS Stratavent Nailable Venting Base Sheet, Ruberoid 20 Smooth Sheet	Drill-Tec 3" Ribbed Galvalume Plate (Flat) with Drill-Tec #14 Fastener or Drill-Tec #14 HD Fastener with Drill-Tec 3" Flat Steel Plate	12-inch o.c. at the min. 4-inch lap and 12-inch o.c. in two (2), equally spaced, staggered center rows	Min. 1-inch EnergyGuard Polyiso Insulation, EnergyGuard Ultra Polyiso Insulation or EnergyGuard RH Polyiso or min. 1.5-inch EnergyGuard RA or EnergyGuard RN	Hot asphalt	Min. 0.75-inch EnergyGuard Perlite Insulation	Hot asphalt	BP-AA, SBS-AA	(Optional) BP-AA, SBS-AA	SBS-AA	-67.5*
W-30.	Min. 15/32-inch plywood or 1-inch wood plank; 2 ft span	GAFGLAS #75 Base Sheet, Tri-Ply #75 Base Sheet, GAFGLAS #80 Ultima Base Sheet, GAFGLAS Stratavent Nailable Venting Base Sheet, Ruberoid 20 Smooth Sheet	Note 2 (#14 ONLY)	8-inch o.c. at the 4-inch lap and 8-inch o.c. in three staggered center rows	Min. 1-inch EnergyGuard Polyiso Insulation, EnergyGuard Ultra Polyiso Insulation or EnergyGuard RH Polyiso or min. 1.5-inch EnergyGuard RA or EnergyGuard RN	Hot asphalt	Min. 0.5-inch Structodek High Density Fiberboard Roof Insulation or EnergyGuard Perlite Recover Board or Min. 0.75-inch EnergyGuard Perlite Roof Insulation (homogeneous)	Hot asphalt	BP-AA, SBS-AA	(Optional) BP-AA, SBS-AA, SBS-TA, APP-TA	SBS-AA, SBS-TA, APP-TA	-75.0*
W-31.	Min. 15/32-inch plywood or 1-inch wood plank; 2 ft span	GAFGLAS #75 Base Sheet, Tri-Ply #75 Base Sheet, GAFGLAS #80 Ultima Base Sheet, GAFGLAS Stratavent Nailable Venting Base Sheet, Ruberoid 20 Smooth Sheet	Note 2 (#14 ONLY)	8-inch o.c. at the 4-inch lap and 8-inch o.c. in three staggered center rows	Min. 1-inch EnergyGuard Polyiso Insulation, EnergyGuard Ultra Polyiso Insulation or EnergyGuard RH Polyiso or min. 1.5-inch EnergyGuard RA or EnergyGuard RN	Hot asphalt	Min. 0.25-inch DensDeck Prime or SECUROCK Gypsum-Fiber Roof Board	Hot asphalt	BP-AA, SBS-AA, SBS-TA, APP-TA	(Optional) BP-AA, SBS-AA, SBS-TA, APP-TA	SBS-AA, SBS-TA, APP-TA	-82.5
VENTING SYSTEMS:												
W-32.	Min. 15/32-inch plywood or 1-inch wood plank; 2 ft span	GAFGLAS #75 Base Sheet, Tri-Ply #75 Base Sheet, GAFGLAS #80 Ultima Base Sheet, GAFGLAS Stratavent Nailable Venting Base Sheet, Ruberoid 20 Smooth Sheet	Note 2 (#14 ONLY)	16-inch o.c. at the min. 4-inch lap and 16-inch o.c. in two, equally spaced, staggered center rows	Min. 1-inch EnergyGuard Polyiso Insulation, EnergyGuard Ultra Polyiso Insulation or EnergyGuard RH Polyiso	Hot asphalt	(Optional) Additional layer(s) base insulation	Hot asphalt	GAFGLAS Stratavent Perforated Venting Base Sheet	One or more BP-AA, SBS-AA	SBS-AA, SBS-TA, APP-TA	-52.5

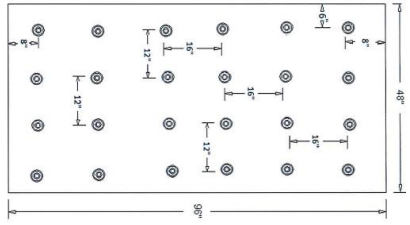
TABLE 1D: WOOD DECKS – NEW CONSTRUCTION, REROOF (TEAR-OFF) OR RECOVER
SYSTEM TYPE B-3: MECHANICALLY ATTACHED ANCHOR SHEET, BONDED INSULATION, BONDED ROOF COVER

System No.	Deck (Note 1)	Anchor Sheet			Base Insulation		Top Insulation		Roof Cover (Note 15)			MDP (psf)
		Type	Fastener (Note 2, Note 11)	Attach	Type	Attach (Notes 6,7,8)	Type	Attach (Notes 6,7,8)	Base Ply	Ply	Cap Ply	
W-33.	Min. 15/32-inch plywood or 1-inch wood plank; 2 ft span	GAFGLAS #75 Base Sheet, Tri-Ply #75 Base Sheet, GAFGLAS #80 Ultima Base Sheet, GAFGLAS Stratavent Nailable Venting Base Sheet, Ruberoid 20 Smooth	Note 2 (#14 ONLY)	12-inch o.c. at the min. 4-inch lap and 12-inch o.c. in two, equally spaced, staggered center rows	Min. 1-inch EnergyGuard Polyiso Insulation, EnergyGuard Ultra Polyiso Insulation or EnergyGuard RH Polyiso	Hot asphalt	(Optional) Additional layer(s) base insulation	Hot asphalt	GAFGLAS Stratavent Perforated Venting Base Sheet	One or more BP-AA, SBS-AA	SBS-AA, SBS-TA, APP-TA	-60.0
W-34.	Min. 15/32-inch plywood or 1-inch wood plank; 2 ft span	GAFGLAS #75 Base Sheet, Tri-Ply #75 Base Sheet, GAFGLAS #80 Ultima Base Sheet, GAFGLAS Stratavent Nailable Venting Base Sheet, Ruberoid 20 Smooth	Note 2 (#14 ONLY)	8-inch o.c. at the 4-inch lap and 8-inch o.c. in three staggered center rows	Min. 1-inch EnergyGuard Polyiso Insulation, EnergyGuard Ultra Polyiso Insulation or EnergyGuard RH Polyiso	Hot asphalt	(Optional) Additional layer(s) base insulation	Hot asphalt	GAFGLAS Stratavent Perforated Venting Base Sheet	One or more BP-AA, SBS-AA	SBS-AA, SBS-TA, APP-TA	-82.5*

TABLE 1E: WOOD DECKS - NEW CONSTRUCTION, REROOF (TEAR-OFF) OR RECOVER
SYSTEM TYPE C-1: MECHANICALLY ATTACHED INSULATION, BONDED ROOF COVER

System No.	Deck (Note 1)	Base Insulation Layer (Note 3, Note 13)	Top Insulation Layer			Roof Cover (Note 15)			MDP (psf)
			Type	Fastener (Note 2, Note 11)	Attach	Base Ply	Ply	Cap Ply	
CONVENTIONAL SYSTEMS:									
W-35.	Min. 19/32-inch plywood or 1-inch wood plank; 2 ft span	Min. 0.75-inch, one or more layers, any combination, loose laid	Min. 1.5-inch EnergyGuard Composite or EnergyGuard RA Composite	Note 2	1 per 3.0 ft2	BP-AA, SBS-AA	(Optional) BP-AA, SBS-AA, SBS-TA, APP-TA	SBS-AA, SBS-TA, APP-TA	-45.0
W-36.	Min. 19/32-inch plywood or 1-inch wood plank; 2 ft span	Min. 0.75-inch, one or more layers, any combination, loose laid	Min. 1-inch Structodek High Density Fiberboard Roof Insulation or min. 0.75-inch EnergyGuard Perlite Roof Insulation (homogeneous)	Note 2	1 per 2.0 ft2	BP-AA, SBS-AA	(Optional) BP-AA, SBS-AA, SBS-TA, APP-TA	SBS-AA, SBS-TA, APP-TA	-45.0
W-37.	Min. 19/32-inch plywood or 1-inch wood plank; 2 ft span	(Optional) One or more layers, any combination, loose laid	Min. 0.25-inch SECUROCK Gypsum Fiber Roof Board	Note 2 (#14 only)	1 per 1.8 ft2	BP-AA, SBS-AA, SBS-TA, APP-TA	(Optional) BP-AA, SBS-AA, SBS-TA, APP-TA	SBS-AA, SBS-TA, APP-TA	-60.0
SELF-ADHERING BASE PLY:									
W-38.	Min. 15/32-inch plywood or 1-inch wood plank; 2 ft span	(Optional) One or more layers, any combination, loose laid	Min. 1.5-inch EnergyGuard RA, EnergyGuard RH, EnergyGuard RN	Note 2 (#14 Fastener only)	1 per 2.0 ft2	SBS-SA	(Optional) SBS-SA	SBS-SA	-45.0

**TABLE 1E: WOOD DECKS - NEW CONSTRUCTION, REROOF (TEAR-OFF) OR RECOVER
SYSTEM TYPE C-1: MECHANICALLY ATTACHED INSULATION, BONDED ROOF COVER**

System No.	Deck (Note 1)	Base Insulation Layer (Note 3, Note 13)	Top Insulation Layer			Roof Cover (Note 15)			MDP (psf)
			Type	Fastener (Note 2, Note 11)	Attach	Base Ply	Ply	Cap Ply	
W-39.	Min. 15/32-inch plywood or 1-inch wood plank; 2 ft span	(Optional) One or more layers, any combination, loose laid	Min. 1.5-inch EnergyGuard Polyiso Insulation, EnergyGuard Ultra	Drill-Tec #12 Fastener and Drill-Tec 3" Steel Plate	1 per 1.8 ft ²	SBS-SA	(Optional) SBS-TA, APP-TA	SBS-TA, APP-TA	-52.5
W-40.	Min. 15/32-inch plywood or 1-inch wood plank; 2 ft span	(Optional) One or more layers, any combination, loose laid	Min. 1.5-inch EnergyGuard Polyiso Insulation, EnergyGuard Ultra	Drill-Tec #12 Fastener and Drill-Tec 3" Steel Plate	1 per 1.6 ft ²	SBS-SA	(Optional) SBS-TA, APP-TA	SBS-TA, APP-TA	-60.0
VENTING SYSTEMS:									
W-41.	Min. 15/32-inch plywood or 1-inch wood plank; 2 ft span	(Optional) One or more layers, any combination, loose laid	Min. 1.5-inch EnergyGuard Polyiso Insulation or EnergyGuard Ultra	Note 2	1 per 1.3 ft ²	GAFGLAS Stratavent Perforated Venting Base Sheet	(Optional) One or more BP-AA, SBS-AA	SBS-AA	-60.0*
COLD-APPLIED SYSTEMS:									
W-42.	Min. 15/32-inch plywood or 1-inch wood plank; 2 ft span	(Optional) One or more layers, any combination, loose laid	Min. 0.25-inch SECUROCK Gypsum Fiber Roof Board	Note 2 (#14 fasteners only)	1 per 2.0 ft ²	SBS-CA1	None	SBS-CA1	-45.0*
W-43.	Min. 15/32-inch plywood or 1-inch wood plank; 2 ft span	(Optional) One or more layers, any combination, loose laid	Min. 0.25-inch SECUROCK Gypsum Fiber Roof Board	Note 2 (#14 fasteners only)	1 per 1.8 ft ²	SBS-CA1	None	SBS-CA1	-60.0
W-44.	Min. 15/32-inch plywood or 1-inch wood plank; 2 ft span	(Optional) One or more layers, any combination, loose laid	Min. 0.25-inch SECUROCK Gypsum Fiber Roof Board	Note 2 (#14 fasteners only)	1 per 1.3 ft ²		None	SBS-CA1	-82.5

**TABLE 1F: WOOD DECKS – NEW CONSTRUCTION, REROOF (TEAR-OFF) OR RECOVER
SYSTEM TYPE D-2: INSULATED, MECHANICALLY ATTACHED BASE SHEET, BONDED ROOF COVER**

System No.	Deck (Note 1)	Insulation Layer(s) (Note 3, Note 13)		Base Sheet			Roof Cover (Note 15)			MDP (psf)
		Type	Attach	Type	Fastener (Note 2, Note 11)	Attach	Base Ply	Ply	Cap Ply	
CONVENTIONAL SYSTEMS:										
W-45.	Min. 19/32-inch plywood or 1-inch wood plank; 2 ft span	Min. 1-inch, one or more layers, any combination	Prelim attach	GAFGLAS #75 Base Sheet, Tri-Ply #75 Base Sheet, #80 Ultima Base Sheet, Stratavent Nailable Venting Base Sheet, Ruberoid 20 Smooth	Note 2	12-inch o.c. at min. 2-inch laps and 12-inch o.c. in two, equally spaced, staggered center rows	BP-AA, SBS-AA	(Optional) BP-AA, SBS-AA	SBS-AA, SBS-TA, SBS-CA, APP-TA	-45.0
W-46.	Min. 19/32-inch plywood or 1-inch wood plank; 2 ft span	Min. 1-inch, one or more layers, any combination	Prelim attach	GAFGLAS #75 Base Sheet, Tri-Ply #75 Base Sheet, #80 Ultima Base Sheet, Stratavent Nailable Venting Base Sheet, Ruberoid 20 Smooth	Note 2	12-inch o.c. at min. 2-inch laps and 12-inch o.c. in three, equally spaced, staggered center rows	BP-AA, SBS-AA	(Optional) BP-AA, SBS-AA	SBS-AA, SBS-TA, SBS-CA, APP-TA	-60.0
W-47.	Min. 19/32-inch plywood or 1-inch wood plank; 2 ft span	Min. 1-inch, one or more layers, any combination	Prelim attach	GAFGLAS #75 Base Sheet, Tri-Ply #75 Base Sheet, #80 Ultima Base Sheet, Stratavent Nailable Venting Base Sheet, Ruberoid 20 Smooth	Note 2	8-inch o.c. at min. 2-inch laps and 8-inch o.c. in three, equally spaced, staggered center rows	BP-AA, SBS-AA	(Optional) BP-AA, SBS-AA	SBS-AA, SBS-TA, SBS-CA, APP-TA	-75.0
SELF-ADHERING BASE PLY:										
W-48.	Min. 15/32-inch plywood or 1-inch wood plank; 2 ft span	Min. 1-inch, one or more layers, any combination	Loose laid	Liberty SBS Mechanically Attached Base Sheet	Note 2	8-inch o.c. at min. 3-inch laps and 8-inch o.c. at two, equally spaced, staggered center rows	SBS-SA	None	SBS-SA	-97.5

**TABLE 1G: WOOD DECKS - NEW CONSTRUCTION OR REROOF (TEAR-OFF)
SYSTEM TYPE E-2: NON-INSULATED, MECHANICALLY FASTEDED BASE SHEET, BONDED ROOF COVER**

System No.	Deck (Note 1)	Base Sheet			Roof Cover (Note 15)		MDP (psf)
		Type	Fastener (Note 11)	Attachment	Base Ply	Cap Ply	
CONVENTIONAL SYSTEMS:							
W-49.	Min. 15/32-inch plywood or 1-inch wood plank; 2 ft span	GAFGLAS #75 Base Sheet, Tri-Ply #75 Base Sheet, GAFGLAS #80 Ultima Base Sheet, GAFGLAS Stratavent Nailable Venting Base Sheet, Ruberoid 20 Smooth	32 ga., 1-5/8-inch dia. tin caps with 11 ga. annular ring shank nails	8-inch o.c. at min. 4-inch laps and 8-inch o.c. in two, equally spaced, staggered center rows	(Optional) BP-AA, SBS-AA	SBS-AA	-45.0
W-50.	Min. 19/32-inch plywood or 1-inch wood plank; 2 ft span	GAFGLAS #80 Ultima Base Sheet, GAFGLAS Stratavent Eliminator Nailable Venting Base Sheet, Ruberoid 20 Smooth, Ruberoid Mop Smooth, Ruberoid Mop Smooth 1.5	32 ga., 1-5/8-inch dia. tin caps with 12 ga. annular ring shank nails	9-inch o.c. at min. 4-inch laps and 9-inch o.c. in two, equally spaced, staggered center rows	(Optional) BP-AA, SBS-AA	SBS-AA	-45.0
W-51.	Min. 19/32-inch plywood or 1-inch wood plank; 2 ft span	GAFGLAS #75 Base Sheet, Tri-Ply #75 Base Sheet, GAFGLAS #80 Ultima Base Sheet, GAFGLAS Stratavent Nailable Venting Base Sheet, Ruberoid 20 Smooth	32 ga., 1-5/8-inch dia. tin caps with 11 ga. annular ring shank nails	9-inch o.c. at min. 4-inch laps and 12-inch o.c. in two, equally spaced, staggered center rows	BP-AA, SBS-AA	SBS-AA, SBS-TA, SBS-CA, APP-TA	-45.0
W-52.	Min. 15/32-inch plywood or 1-inch wood plank; 2 ft span	GAFGLAS #75 Base Sheet, Tri-Ply #75 Base Sheet, GAFGLAS #80 Ultima Base Sheet, GAFGLAS Stratavent Nailable Venting Base Sheet, Ruberoid 20 Smooth	32 ga., 1-5/8-inch dia. tin caps with 11 ga. annular ring shank nails	6-inch o.c. at min. 4-inch laps and 6-inch o.c. in two, equally spaced, staggered center rows	(Optional) BP-AA, SBS-AA	SBS-AA	-52.5
W-53.	Min. 19/32-inch plywood or 1-inch wood plank; 2 ft span	GAFGLAS #75 Base Sheet, Tri-Ply #75 Base Sheet, GAFGLAS #80 Ultima Base Sheet, GAFGLAS Stratavent Nailable Venting Base Sheet, Ruberoid 20 Smooth	32 ga., 1-5/8-inch dia. tin caps with 11 ga. annular ring shank nails	9-inch o.c. at min. 4-inch laps and 9-inch o.c. in two, equally spaced, staggered center rows	BP-AA, SBS-AA	SBS-AA, SBS-TA, SBS-CA, APP-TA	-52.5
W-54.	Min. 19/32-inch plywood or 1-inch wood plank; 2 ft span	GAFGLAS #80 Ultima Base Sheet, GAFGLAS Stratavent Eliminator Nailable Venting Base Sheet, Ruberoid 20 Smooth, Ruberoid Mop Smooth, Ruberoid Mop Smooth 1.5	32 ga., 1-5/8-inch dia. tin caps with 11 ga. annular ring shank nails	9-inch o.c. at min. 4-inch laps and 9-inch o.c. in two, equally spaced, staggered center rows	(Optional) APP-TA	APP-TA	-60.0
W-55.	Min. 19/32-inch plywood or 1-inch wood plank; 2 ft span	GAFGLAS #80 Ultima Base Sheet, GAFGLAS Stratavent Eliminator Nailable Venting Base Sheet, Ruberoid 20 Smooth, Ruberoid Mop Smooth, Ruberoid Mop Smooth 1.5	32 ga., 1-5/8-inch dia. tin caps with 12 ga. annular ring shank nails	8-inch o.c. at min. 4-inch laps and 8-inch o.c. at three, equally spaced, staggered center rows	(Optional) BP-AA, SBS-AA	SBS-AA	-75.0
W-56.	Min. 19/32-inch plywood or 1-inch wood plank; 2 ft span	GAFGLAS #80 Ultima Base Sheet, GAFGLAS Stratavent Eliminator Nailable Venting Base Sheet, Ruberoid 20 Smooth, Ruberoid Mop Smooth, Ruberoid Mop Smooth 1.5	32 ga., 1-5/8-inch dia. tin caps with 11 ga. annular ring shank nails	7-inch o.c. at min. 4-inch laps and 7-inch o.c. in three, equally spaced, staggered center rows	BP-AA, SBS-AA	SBS-AA, SBS-TA, SBS-CA, APP-TA	-82.5
W-57.	Min. 19/32-inch plywood or 1-inch wood plank; 2 ft span	GAFGLAS #75 Base Sheet, Tri-Ply #75 Base Sheet, GAFGLAS #80 Ultima Base Sheet, GAFGLAS Stratavent Nailable Venting Base Sheet, Ruberoid 20 Smooth	32 ga., 1-5/8-inch dia. tin caps with 11 ga. annular ring shank nails	4-inch o.c. at min. 2-inch laps and 4-inch o.c. in four (4), equally spaced, staggered center rows	(Optional) BP-AA, SBS-AA, SBS-TA, APP-TA	SBS-AA, SBS-TA, APP-TA	-97.5
W-58.	Min. 19/32-inch plywood or 1-inch wood plank; 2 ft span	GAFGLAS #75 Base Sheet, Tri-Ply #75 Base Sheet, GAFGLAS #80 Ultima Base Sheet, GAFGLAS Stratavent Nailable Venting Base Sheet, Ruberoid 20 Smooth	32 ga., 1-5/8-inch dia. tin caps with 11 ga. annular ring shank nails	3-inch o.c. at min. 3-inch laps and 3-inch o.c. at five (5), equally spaced, staggered center rows. <i>Base sheet and tin-caps shall be primed with Matrix 307 Premium Asphalt Primer prior to base ply installation</i>	(Optional) SBS-TA	Ruberoid HW Plus Granule, Ruberoid HW Plus Granule FR, Ruberoid EnergyCap HW Plus Granule FR	-120.0
SELF-ADHERING BASE PLY:							

TABLE 1G: WOOD DECKS - NEW CONSTRUCTION OR REROOF (TEAR-OFF)
SYSTEM TYPE E-2: NON-INSULATED, MECHANICALLY FASTEDED BASE SHEET, BONDED ROOF COVER

System No.	Deck (Note 1)	Base Sheet			Roof Cover (Note 15)		MDP (psf)
		Type	Fastener (Note 11)	Attachment	Base Ply	Cap Ply	
W-59.	Min. 19/32-inch plywood or 1-inch wood plank; 2 ft span	Liberty SBS Mechanically Attached Base Sheet or Liberty SBS Self-Adhering Base/Ply Sheet	32 ga., 1-5/8-inch dia. tin caps with 11 ga. annular ring shank nails	9-inch o.c. at min. 4-inch laps and 9-inch o.c. in two, equally spaced, staggered center rows	(Optional) SBS-SA	SBS-SA, SBS-TA or APP-TA	-37.5
W-60.	Min. 15/32-inch plywood or 1-inch wood plank; 2 ft span	Liberty SBS Mechanically Attached Base Sheet or Liberty SBS Self-Adhering Base/Ply Sheet	32 ga., 1-5/8-inch dia. tin caps with 11 ga. annular ring shank nails	8-inch o.c. at min. 3-inch laps and 8-inch o.c. in three, equally spaced, staggered center rows	(Optional) SBS-SA	SBS-SA, SBS-TA or APP-TA	-45.0

TABLE 1H: WOOD DECKS - NEW CONSTRUCTION, REROOF (TEAR-OFF) OR RECOVER
SYSTEM TYPE E-2: NON-INSULATED, MECHANICALLY FASTEDED BASE SHEET, BONDED ROOF COVER

System No.	Deck (Note 1)	Base Sheet			Roof Cover (Note 15)		MDP (psf)
		Type	Fastener (Note 2, Note 11)	Attachment	Base Ply	Cap Ply	
CONVENTIONAL SYSTEMS:							
W-61.	Min. 19/32-inch plywood or 1-inch wood plank; 2 ft span	GAFGLAS #75 Base Sheet, Tri-Ply #75 Base Sheet, GAFGLAS #80 Ultima Base Sheet, GAFGLAS Stratavent Nailable Venting Base Sheet, Ruberoid 20 Smooth	Note 2	12-inch o.c. at 2-inch laps and 12-inch o.c. in two, equally spaced, staggered center rows	BP-AA, SBS-AA	SBS-AA, SBS-TA, SBS-CA, APP-TA	-45.0
W-62.	Min. 15/32-inch plywood or 1-inch wood plank; 2 ft span	GAFGLAS #75 Base Sheet, Tri-Ply #75 Base Sheet, GAFGLAS #80 Ultima Base Sheet, GAFGLAS Stratavent Nailable Venting Base Sheet, Ruberoid 20 Smooth	Note 2 (#14 ONLY)	16-inch o.c. at 4-inch laps and 16-inch o.c. in two, equally spaced, staggered center rows	(Optional) BP-AA, SBS-AA	SBS-AA	-52.5
W-63.	Min. 15/32-inch plywood or 1-inch wood plank; 2 ft span	GAFGLAS #75 Base Sheet, Tri-Ply #75 Base Sheet, GAFGLAS #80 Ultima Base Sheet, GAFGLAS Stratavent Nailable Venting Base Sheet, Ruberoid 20 Smooth	Note 2 (#14 ONLY)	12-inch o.c. at 4-inch laps and 12-inch o.c. in two, equally spaced, staggered center rows	(Optional) BP-AA, SBS-AA	SBS-AA	-60.0
W-64.	Min. 19/32-inch plywood or 1-inch wood plank; 2 ft span	GAFGLAS #75 Base Sheet, Tri-Ply #75 Base Sheet, GAFGLAS #80 Ultima Base Sheet, GAFGLAS Stratavent Nailable Venting Base Sheet, Ruberoid 20 Smooth	Note 2	12-inch o.c. at 2-inch laps and 12-inch o.c. in three, equally spaced, staggered center rows	BP-AA, SBS-AA	SBS-AA, SBS-TA, SBS-CA, APP-TA	-60.0
W-65.	Min. 19/32-inch plywood or 1-inch wood plank; 2 ft span	GAFGLAS #80 Ultima Base Sheet, Ruberoid 20 Smooth, Ruberoid Mop Smooth, Ruberoid Mop Smooth 1.5	Note 2	9-inch o.c. at 4-inch laps and 9-inch o.c. in two, equally spaced, staggered center rows	(Optional) SBS-TA	SBS-TA (polyester only)	-60.0
W-66.	Min. 15/32-inch plywood or 1-inch wood plank; 2 ft span	GAFGLAS #75 Base Sheet, Tri-Ply #75 Base Sheet, GAFGLAS #80 Ultima Base Sheet, GAFGLAS Stratavent Nailable Venting Base Sheet, Ruberoid 20 Smooth	Note 2 (#14 ONLY)	8-inch o.c. at 4-inch laps and 8-inch o.c. in three, equally spaced, staggered center rows	(Optional) BP-AA, SBS-AA	SBS-AA	-97.5
W-67.	Min. 19/32-inch plywood or 1-inch wood plank; 2 ft span	GAFGLAS #75 Base Sheet, Tri-Ply #75 Base Sheet, GAFGLAS #80 Ultima Base Sheet, GAFGLAS Stratavent Nailable Venting Base Sheet, Ruberoid 20 Smooth	Note 2	8-inch o.c. at 2-inch laps and 8-inch o.c. in three, equally spaced, staggered center rows	BP-AA, SBS-AA	SBS-AA, SBS-TA, SBS-CA, APP-TA	-105.0
SELF-ADHERING BASE PLY:							
W-68.	Min. 19/32-inch plywood or 1-inch wood plank; 2 ft span	StormSafe Anchor Sheet	Note 2 (Drill-Tec AccuTrac Flat Plate, Drill-Tec 3" Flat Steel Plate or Drill-Tec 3" Recessed Steel Plate only)	9-inch o.c. at 4-inch laps and 9-inch o.c. in three, equally spaced, staggered center rows	(Optional) SBS-SA	SBS-SA Note: Seams sealed with TOPCOAT SB900 or Flexseal	-60.0

**TABLE 1H: WOOD DECKS - NEW CONSTRUCTION, REROOF (TEAR-OFF) OR RECOVER
SYSTEM TYPE E-2: NON-INSULATED, MECHANICALLY FASTEDED BASE SHEET, BONDED ROOF COVER**

System No.	Deck (Note 1)	Base Sheet			Roof Cover (Note 15)		MDP (psf)
		Type	Fastener (Note 2, Note 11)	Attachment	Base Ply	Cap Ply	
W-69.	Min. 15/32-inch plywood or 1-inch wood plank; 2 ft span	Liberty SBS Mechanically Attached Base Sheet	Note 2 (HD Fastener only)	8-inch o.c. at 3-inch laps and 8-inch o.c. in two, equally spaced, staggered center rows	(Optional) SBS-SA	SBS-SA, SBS-TA or APP-TA	-60.0

**TABLE 1I: WOOD DECKS - NEW CONSTRUCTION, REROOF (TEAR-OFF) OR RECOVER
SYSTEM TYPE F: NON-INSULATED, BONDED ROOF COVER**

System No.	Deck (Note 1)	Primer	Roof Cover (Note 15)		MDP (psf)
			Base Ply	Cap Ply	
W-70.	Min. 7/16-inch APA rated OSB; 2 ft span, 8d ring shank nails, 6" o.c.	LIBERTY AsphaltPrimer Adhesion Promoter at 0.5 gal/square	None	SBS-SA	-67.5
W-71.	Min. 15/32-inch plywood or 1-inch wood plank; 2 ft span, 8d ring shank nails, 6" o.c.	LIBERTY AsphaltPrimer Adhesion Promoter at 1.0 gal/square	None	SBS-SA	-75.0
W-72.	Min. 15/32-inch APA rated plywood; 2 ft span, 8d ring shank nails, 6" o.c.	LIBERTY AsphaltPrimer Adhesion Promoter at 0.5 gal/square	SBS-SA	SBS-SA	-82.5
W-73.	Min. 15/32-inch plywood or 1-inch wood plank; 2 ft span, #8 x 2½" deck screws, 6" o.c.	LIBERTY AsphaltPrimer Adhesion Promoter at 1.0 gal/square	None	SBS-SA	-90.0
W-74.	Min. 15/32-inch plywood or 1-inch wood plank; 2 ft span, 8d ring shank nails, 6" o.c.	LIBERTY AsphaltPrimer Adhesion Promoter at 1.0 gal/square	SBS-SA	SBS-SA	-90.0

**TABLE 2A: STEEL DECKS - NEW CONSTRUCTION OR REROOF (TEAR-OFF)
SYSTEM TYPE A-1: BONDED INSULATION, BONDED ROOF COVER**

System No.	Deck (Note 1)	Base Insulation Layer		Top Insulation Layer		Roof Cover (Note 15)			MDP (psf)
		Type	Attach (Notes 6,7,8)	Type	Attach (Notes 6,7,8)	Base Ply	Ply	Cap Ply	
CONVENTIONAL SYSTEMS:									
SC-1	Min. 22 ga., type B, Grade 40 steel	Min. 1.5-inch EnergyGuard Polyiso Insulation	LRF-M or OB500, 6-inch o.c.	Optional additional layer(s) min. 1.5-inch thick EnergyGuard Polyiso Insulation or EnergyGuard Ultra Polyiso Insulation followed by Min. 0.25-inch SECUROCK Gypsum-Fiber Roof Board	LRF-M or OB500	BP-AA, SBS-AA, SBS-TA or APP-TA	(Optional) One or more BP-AA, SBS-AA, SBS-TA or APP-TA	SBS-AA, SBS-TA or APP-TA	-60.0
SELF-ADHERING BASE PLY:									
SC-2	Min. 22 ga., type B, Grade 40 steel	Min. 1.5-inch EnergyGuard Polyiso Insulation	LRF-M or OB500, 6-inch o.c.	Optional additional layer(s) min. 1.5-inch thick EnergyGuard Polyiso Insulation or EnergyGuard Ultra Polyiso Insulation followed by Min. 0.25-inch SECUROCK Gypsum-Fiber Roof Board	LRF-M or OB500	SBS-SA	(Optional) SBS-TA, APP-TA	SBS-TA, APP-TA	-60.0

**TABLE 2B: STEEL OR STRUCTURAL CONCRETE DECKS - NEW CONSTRUCTION, REROOF (TEAR-OFF) OR RECOVER
SYSTEM TYPE B-1: MECHANICALLY ATTACHED BASE INSULATION, BONDED TOP INSULATION, BONDED ROOF COVER**

System No.	Deck (Note 1)	Base Insulation Layer			Top Insulation Layer		Roof Cover (Note 15)			MDP (psf)
		Type	Fasten (Note 2, Note 11)	Attach	Type	Attach (Notes 6,7,8)	Base Ply	Ply	Cap Ply	
CONVENTIONAL SYSTEMS:										
SC-3	Min. 22 ga., type B, Grade 33 steel or min. 2,500 psi structural concrete	Min. 1.5-inch EnergyGuard Polyiso Insulation, EnergyGuard Ultra	Note 2	1 per 4.0 ft ²	Optional additional layers, min. 1.5-inch base insulation followed by min. 0.75-inch EnergyGuard Perlite Roof Insulation (homogeneous) or min. 0.5-inch Structodek High Density Fiberboard Roof Insulation or EnergyGuard Perlite Recover Board or min. 0.25-inch DensDeck, DensDeck Prime or SECUROCK Gypsum Fiber Roof Board	Hot asphalt	BP-AA, SBS-AA	(Optional) One or more BP-AA, SBS-AA	SBS-AA	-37.5*
SC-4	Min. 22 ga., type B, Grade 33 steel or min. 2,500 psi structural concrete	Min. 0.625-inch DensDeck Prime	Note 2	1 per 4.0 ft ²	Min. 1.5-inch EnergyGuard followed by min. 0.25-inch DensDeck Prime or SECUROCK Gypsum-Fiber Roof Board	Hot asphalt	APP-TA	(Optional) APP-TA	APP-TA	-45.0*
SC-5	Min. 22 ga., type B, Grade 33 steel or min. 2,500 psi structural concrete	Min. 0.5-inch DensDeck Prime	Note 2	1 per 2.7 ft ²	Min. 1.5-inch EnergyGuard followed by min. 0.25-inch DensDeck Prime or SECUROCK Gypsum-Fiber Roof Board	Hot asphalt	APP-TA	(Optional) APP-TA	APP-TA	-45.0*

TABLE 2B: STEEL OR STRUCTURAL CONCRETE DECKS - NEW CONSTRUCTION, REROOF (TEAR-OFF) OR RECOVER
SYSTEM TYPE B-1: MECHANICALLY ATTACHED BASE INSULATION, BONDED TOP INSULATION, BONDED ROOF COVER

System No.	Deck (Note 1)	Base Insulation Layer			Top Insulation Layer		Roof Cover (Note 15)			MDP (psf)
		Type	Fasten (Note 2, Note 11)	Attach	Type	Attach (Notes 6,7,8)	Base Ply	Ply	Cap Ply	
SC-6	Min. 22 ga., type B, Grade 33 steel or min. 2,500 psi structural concrete	Min. 1.5-inch EnergyGuard Polyiso Insulation, EnergyGuard Ultra	Note 2	1 per 2.7 ft ²	Optional additional layers, min. 1.5-inch base insulation followed by min. 0.75-inch EnergyGuard Perlite Roof Insulation (homogeneous) or min. 0.5-inch Structodek High Density Fiberboard Roof Insulation or EnergyGuard Perlite Recover Board or min. 0.25-inch DensDeck, DensDeck Prime or SECUROCK Gypsum Fiber Roof Board	Hot asphalt	BP-AA, SBS-AA	(Optional) One or more BP-AA, SBS-AA	SBS-AA	-45.0*
SC-7	Min. 22 ga., type B, Grade 33 steel or min. 2,500 psi structural concrete	Min. 1.5-inch EnergyGuard RA, EnergyGuard RH, EnergyGuard RN	Note 2	1 per 2.0 ft ²	Optional additional layers, min. 1.5-inch base insulation followed by min. 0.75-inch EnergyGuard Perlite Roof Insulation (homogeneous) or min. 0.5-inch Structodek High Density Fiberboard Roof Insulation or EnergyGuard Perlite Recover Board or min. 0.25-inch DensDeck, DensDeck Prime or SECUROCK Gypsum Fiber Roof Board	Hot asphalt	BP-AA, SBS-AA	(Optional) One or more BP-AA, SBS-AA	SBS-AA	-45.0*
SC-8	Min. 22 ga., type B, Grade 33 steel or min. 2,500 psi structural concrete	Min. 2-inch EnergyGuard Polyiso Insulation, EnergyGuard Ultra, EnergyGuard RA, EnergyGuard RH, EnergyGuard RN	Note 2	1 per 4.0 ft ²	Optional additional layers, min. 1.5-inch base insulation followed by min. 0.75-inch EnergyGuard Perlite Roof Insulation (homogeneous) or min. 0.5-inch Structodek High Density Fiberboard Roof Insulation or EnergyGuard Perlite Recover Board or min. 0.25-inch DensDeck, DensDeck Prime or SECUROCK Gypsum Fiber Roof Board	Hot asphalt	BP-AA, SBS-AA	(Optional) One or more BP-AA, SBS-AA	SBS-AA	-45.0*
SC-9	Min. 22 ga., type B, Grade 50 steel or min. 2,500 psi structural concrete	Min. 1.5-inch EnergyGuard Polyiso Insulation or EnergyGuard Ultra	Note 2	1 per 1.8 ft ²	Min. 0.75-inch EnergyGuard Perlite Roof Insulation (homogeneous), min. 0.5-inch Structodek High Density Fiberboard Roof Insulation or EnergyGuard Perlite Recover Board or min. 0.25-inch DensDeck Prime or SECUROCK Gypsum-Fiber Roof Board	Hot asphalt	BP-AA, SBS-AA	(Optional) BP-AA, SBS-AA	SBS-AA	-60.0*
SC-10	Min. 22 ga., type B, Grade 50 steel or min. 2,500 psi structural concrete	Min. 1.5-inch EnergyGuard Polyiso Insulation or EnergyGuard Ultra	Note 2	1 per 1.8 ft ²	Min. 0.25-inch SECUROCK Gypsum-Fiber Roof Board	Hot asphalt	SBS-TA or APP-TA	(Optional) SBS-TA or APP-TA	SBS-TA or APP-TA	-60.0*
SC-11	Min. 22 ga., type B, Grade 33 steel or min. 2,500 psi structural concrete	Min. 2-inch EnergyGuard Polyiso Insulation, EnergyGuard Ultra, EnergyGuard RA, EnergyGuard RH, EnergyGuard RN	Note 2	1 per 1.45 ft ²	Min. 1.0-inch EnergyGuard Perlite Roof Insulation (homogeneous)	Hot asphalt	BP-AA, SBS-AA	(Optional) BP-AA, SBS-AA	SBS-AA or SBS-TA	-60.0

TABLE 2B: STEEL OR STRUCTURAL CONCRETE DECKS - NEW CONSTRUCTION, REROOF (TEAR-OFF) OR RECOVER
SYSTEM TYPE B-1: MECHANICALLY ATTACHED BASE INSULATION, BONDED TOP INSULATION, BONDED ROOF COVER

System No.	Deck (Note 1)	Base Insulation Layer			Top Insulation Layer			Roof Cover (Note 15)			MDP (psf)
		Type	Fasten (Note 2, Note 11)	Attach	Type	Attach (Notes 6,7,8)	Base Ply	Ply	Cap Ply		
SC-12	Min. 22 ga., type B, Grade 33 steel or min. 2,500 psi structural concrete	Min. 1.5-inch EnergyGuard Polyiso Insulation, EnergyGuard Ultra Polyiso Insulation, EnergyGuard RH, EnergyGuard RN	Note 2	1 per 1.3 ft2	Optional additional layers base insulation followed by min. 0.75-inch EnergyGuard Perlite Roof Insulation (homogeneous), min. 0.5-inch Structodek High Density Fiberboard Roof Insulation or EnergyGuard Perlite Recover Board, min. 0.25-inch DensDeck Prime or SECUROCK Gypsum-Fiber Roof Board	Hot asphalt	BP-AA or SBS-AA	(Optional) BP-AA, SBS-AA, SBS-TA	SBS-AA, SBS-TA	-60.0	
SC-13	Min. 22 ga., type B, Grade 33 steel or min. 2,500 psi structural concrete	Min. 2-inch EnergyGuard Polyiso Insulation, EnergyGuard Ultra, EnergyGuard RA, EnergyGuard RH, EnergyGuard RN	Note 2	1 per 1.45 ft2	Min. 0.5-inch Structodek High Density Fiberboard Roof Insulation	Hot asphalt	BP-AA, SBS-AA	(Optional) BP-AA, SBS-AA	SBS-AA or SBS-TA	-67.5	
SC-14	Min. 22 ga., type B, Grade 33 steel or min. 2,500 psi structural concrete	Min. 1.5-inch EnergyGuard Polyiso Insulation, EnergyGuard Ultra, EnergyGuard RA, EnergyGuard RH, EnergyGuard RN	Note 2	1 per 2.0 ft2	Optional additional layer(s) min. 1.5-inch thick base insulation followed by Min. 0.25-inch DensDeck, DensDeck Prime or SECUROCK Gypsum-Fiber Roof Board	Hot asphalt or OB500	BP-AA, SBS-AA, SBS-TA or APP-TA	(Optional) One or more BP-AA, SBS-AA, SBS-TA or APP-TA	SBS-AA, SBS-TA or APP-TA	-45.0*	
SC-15	Min. 22 ga., type B, Grade 33 steel or min. 2,500 psi structural concrete	Min. 2-inch EnergyGuard Polyiso Insulation, EnergyGuard Ultra, EnergyGuard RA, EnergyGuard RH, EnergyGuard RN	Note 2	1 per 4.0 ft2	Optional additional layer(s) min. 1.5-inch thick base insulation followed by Min. 0.25-inch DensDeck, DensDeck Prime or SECUROCK Gypsum-Fiber Roof Board	Hot asphalt or OB500	BP-AA, SBS-AA, SBS-TA or APP-TA	(Optional) One or more BP-AA, SBS-AA, SBS-TA or APP-TA	SBS-AA, SBS-TA or APP-TA	-45.0*	
SC-16	Min. 22 ga., type B, Grade 33 steel or min. 2,500 psi structural concrete	Min. 1.5-inch EnergyGuard Polyiso Insulation, EnergyGuard Ultra, EnergyGuard RA, EnergyGuard RH, EnergyGuard RN	Note 2	1 per 2.0 ft2	Optional additional layer(s) min. 1.5-inch thick base insulation followed by Min. 0.5-inch Structodek High Density Fiberboard Roof Insulation	Hot asphalt or OB500	BP-AA, SBS-AA	None	SBS-CA	-45.0*	
SC-17	Min. 22 ga., type B, Grade 50 steel or min. 2,500 psi structural concrete	Min. 1.5-inch EnergyGuard Polyiso Insulation or EnergyGuard Ultra	Note 2	1 per 1.8 ft2	Optional additional layer(s) min. 1.5-inch thick EnergyGuard Polyiso Insulation or EnergyGuard Ultra Polyiso Insulation followed by Min. 0.25-inch DensDeck Prime or SECUROCK Gypsum-Fiber Roof Board	OB500	SBS-TA or APP-TA	(Optional) SBS-TA or APP-TA	SBS-TA or APP-TA	-52.5	
SC-18	Min. 22 ga., type B, Grade 50 steel or min. 2,500 psi structural concrete	Min. 1.5-inch EnergyGuard Polyiso Insulation or EnergyGuard Ultra	Note 2	1 per 1.8 ft2	Optional additional layer(s) min. 1.5-inch thick EnergyGuard Polyiso Insulation or EnergyGuard Ultra Polyiso Insulation followed by Min. 0.25-inch DensDeck Prime or SECUROCK Gypsum-Fiber Roof Board	OB500	BP-AA or SBS-AA	(Optional) BP-AA or SBS-AA	SBS-AA	-52.5	

TABLE 2B: STEEL OR STRUCTURAL CONCRETE DECKS - NEW CONSTRUCTION, REROOF (TEAR-OFF) OR RECOVER
SYSTEM TYPE B-1: MECHANICALLY ATTACHED BASE INSULATION, BONDED TOP INSULATION, BONDED ROOF COVER

System No.	Deck (Note 1)	Base Insulation Layer			Top Insulation Layer			Roof Cover (Note 15)			MDP (psf)
		Type	Fasten (Note 2, Note 11)	Attach	Type	Attach (Notes 6,7,8)	Base Ply	Ply	Cap Ply		
SC-19	Min. 22 ga., type B, Grade 33 steel or min. 2,500 psi structural concrete	Min. 2-inch EnergyGuard Polyiso Insulation, EnergyGuard Ultra, EnergyGuard RA, EnergyGuard RH, EnergyGuard RN	Note 2	1 per 1.6 ft ²	Optional additional layer(s) min. 1.5-inch thick EnergyGuard Polyiso Insulation or EnergyGuard Ultra Polyiso Insulation followed by Min. 0.25-inch SECUROCK Gypsum-Fiber Roof Board	Hot asphalt or OB500	BP-AA, SBS-AA, SBS-TA or APP-TA	(Optional) One or more BP-AA, SBS-AA, SBS-TA or APP-TA	SBS-AA, SBS-TA or APP-TA	-60.0	
SC-20	Min. 22 ga., type B, Grade 33 steel or min. 2,500 psi structural concrete	Min. 1.5-inch EnergyGuard Polyiso Insulation, EnergyGuard Ultra, EnergyGuard RA, EnergyGuard RH	Note 2	1 per 2.0 ft ²	Optional additional layer(s) min. 1.5-inch thick base insulation followed by Min. 0.25-inch DensDeck Prime or SECUROCK Gypsum-Fiber Roof Board	LRF-XF	BP-AA, SBS-AA, SBS-TA or APP-TA	(Optional) One or more BP-AA, SBS-AA, SBS-TA or APP-TA	SBS-AA, SBS-TA or APP-TA	-45.0*	
SC-21	Min. 22 ga., type B, Grade 33 steel or min. 2,500 psi structural concrete	Min. 2-inch EnergyGuard Polyiso Insulation, EnergyGuard Ultra, EnergyGuard RA, EnergyGuard RH	Note 2	1 per 4.0 ft ²	Optional additional layer(s) min. 1.5-inch thick base insulation followed by Min. 0.25-inch DensDeck Prime or SECUROCK Gypsum-Fiber Roof Board	LRF-XF	BP-AA, SBS-AA, SBS-TA or APP-TA	(Optional) One or more BP-AA, SBS-AA, SBS-TA or APP-TA	SBS-AA, SBS-TA or APP-TA	-45.0*	
SC-22	Min. 22 ga., type B, Grade 50 steel or min. 2,500 psi structural concrete	Min. 1.5-inch EnergyGuard Polyiso Insulation or EnergyGuard Ultra	Note 2	1 per 1.8 ft ²	Optional additional layer(s) min. 1.5-inch thick EnergyGuard Polyiso Insulation or EnergyGuard Ultra Polyiso Insulation followed by Min. 0.25-inch DensDeck Prime or SECUROCK Gypsum-Fiber Roof Board	LRF-XF	SBS-TA or APP-TA	(Optional) SBS-TA or APP-TA	SBS-TA or APP-TA	-52.5	
SC-23	Min. 22 ga., type B, Grade 50 steel or min. 2,500 psi structural concrete	Min. 1.5-inch EnergyGuard Polyiso Insulation or EnergyGuard Ultra	Note 2	1 per 1.8 ft ²	Optional additional layer(s) min. 1.5-inch thick EnergyGuard Polyiso Insulation or EnergyGuard Ultra Polyiso Insulation followed by Min. 0.25-inch DensDeck Prime or SECUROCK Gypsum-Fiber Roof Board	LRF-XF	BP-AA or SBS-AA	(Optional) BP-AA or SBS-AA	SBS-AA	-52.5	
SC-24	Min. 22 ga., type B, Grade 33 steel or min. 2,500 psi structural concrete	Min. 2-inch EnergyGuard Polyiso Insulation, EnergyGuard Ultra, EnergyGuard RA, EnergyGuard RH	Note 2	1 per 1.6 ft ²	Optional additional layer(s) min. 1.5-inch thick EnergyGuard Polyiso Insulation or EnergyGuard Ultra Polyiso Insulation followed by Min. 0.25-inch SECUROCK Gypsum-Fiber Roof Board	LRF-XF	BP-AA, SBS-AA, SBS-TA or APP-TA	(Optional) One or more BP-AA, SBS-AA, SBS-TA or APP-TA	SBS-AA, SBS-TA or APP-TA	-60.0	
SELF-ADHERING BASE PLY:											
SC-25	Min. 22 ga., Type B, Grade 33 steel or min. 2,500 psi structural concrete	Min. 1.5-inch EnergyGuard RH, EnergyGuard Polyiso Insulation, EnergyGuard Ultra	Note 2	1 per 2.0 ft ²	Optional additional layer(s) min. 1.5-inch thick base insulation followed by Min. 0.5-inch EnergyGuard RH HD Polyiso Insulation, EnergyGuard HD Polyiso Cover Board, EnergyGuard HD Plus Polyiso Cover Board	OB500, LRF-M, M-OSFA	SBS-SA	(Optional) SBS-TA, APP-TA	SBS-TA, APP-TA	-37.5*	

TABLE 2B: STEEL OR STRUCTURAL CONCRETE DECKS - NEW CONSTRUCTION, REROOF (TEAR-OFF) OR RECOVER
SYSTEM TYPE B-1: MECHANICALLY ATTACHED BASE INSULATION, BONDED TOP INSULATION, BONDED ROOF COVER

System No.	Deck (Note 1)	Base Insulation Layer			Top Insulation Layer			Roof Cover (Note 15)			MDP (psf)
		Type	Fasten (Note 2, Note 11)	Attach	Type	Attach (Notes 6,7,8)	Base Ply	Ply	Cap Ply		
SC-26	Min. 22 ga., Type B, Grade 33 steel or min. 2,500 psi structural concrete	Min. 2-EnergyGuard RH, EnergyGuard Polyiso Insulation, EnergyGuard Ultra	Note 2	1 per 2.9 ft ²	Optional additional layer(s) min. 1.5-inch thick base insulation followed by Min. 0.5-inch EnergyGuard RH HD Polyiso Insulation, EnergyGuard HD Polyiso Cover Board, EnergyGuard HD Plus Polyiso Cover Board	OB500, LRF-M, M-OSFA	SBS-SA	(Optional) SBS-TA, APP-TA	SBS-TA, APP-TA	-37.5*	
SC-27	Min. 22 ga., type B, Grade 33 steel or min. 2,500 psi structural concrete	Min. 1.5-inch EnergyGuard RA, EnergyGuard RH, EnergyGuard RN	Note 2	1 per 2.0 ft ²	Optional additional layer(s) min. 1.5-inch thick base insulation followed by Min. 0.25-inch SECUROCK Ultralight Coated Glass-Mat Roof Board	OB500	SBS-SA	(Optional) SBS-TA, APP-TA	SBS-TA, APP-TA	-37.5*	
SC-28	Min. 22 ga., type B, Grade 33 steel or min. 2,500 psi structural concrete	Min. 2-inch EnergyGuard RA, EnergyGuard RH, EnergyGuard RN	Note 2	1 per 4.0 ft ²	Optional additional layer(s) min. 1.5-inch thick base insulation followed by Min. 0.25-inch SECUROCK Ultralight Coated Glass-Mat Roof Board	OB500	SBS-SA	(Optional) SBS-TA, APP-TA	SBS-TA, APP-TA	-37.5*	
SC-29	Min. 22 ga., type B, Grade 33 steel or min. 2,500 psi structural concrete	Min. 2-inch EnergyGuard RA, EnergyGuard RH, EnergyGuard RN	Note 2	1 per 4.0 ft ²	Optional additional layer(s) min. 1.5-inch thick base insulation followed by Min. 0.25-inch SECUROCK Ultralight Coated Glass-Mat Roof Board	OB500	SBS-SA	(Optional) SBS-SA	SBS-SA	-37.5*	
SC-30	Min. 22 ga., type B, Grade 33 steel or min. 2,500 psi structural concrete	Min. 1.5-inch EnergyGuard Polyiso Insulation, EnergyGuard Ultra	Note 2	1 per 2.0 ft ²	Optional additional layer(s) min. 0.5-inch thick base insulation followed by Min. 0.25-inch SECUROCK Ultralight Coated Glass-Mat Roof Board	OB500, LRF-M, M-OSFA	SBS-SA	(Optional) SBS-TA, APP-TA	SBS-TA, APP-TA	-37.5*	
SC-31	Min. 22 ga., type B, Grade 33 steel or min. 2,500 psi structural concrete	Min. 2-inch EnergyGuard Polyiso Insulation, EnergyGuard Ultra	Note 2	1 per 2.9 ft ²	Optional additional layer(s) min. 0.5-inch thick base insulation followed by Min. 0.25-inch SECUROCK Ultralight Coated Glass-Mat Roof Board	OB500, LRF-M, M-OSFA	SBS-SA	(Optional) SBS-TA, APP-TA	SBS-TA, APP-TA	-37.5*	
SC-32	Min. 22 ga., type B, Grade 33 steel or min. 2,500 psi structural concrete	Min. 2-inch EnergyGuard Polyiso Insulation, EnergyGuard Ultra	Note 2	1 per 4.0 ft ²	Optional additional layer(s) min. 0.5-inch thick base insulation followed by Min. 0.25-inch DensDeck Prime or SECUROCK Gypsum-Fiber Roof Board	OB500, LRF-M, M-OSFA	SBS-SA	(Optional) SBS-TA, APP-TA	SBS-TA, APP-TA	-37.5*	
SC-33	Min. 22 ga., type B, Grade 33 steel or min. 2,500 psi structural concrete	Min. 1.5-inch EnergyGuard Polyiso Insulation, EnergyGuard Ultra	Note 2	1 per 2.0 ft ²	Additional layer(s), min. 0.5-inch thick base insulation	OB500, LRF-M, M-OSFA	SBS-SA	(Optional) SBS-TA, APP-TA	SBS-TA, APP-TA	-45.0*	

TABLE 2B: STEEL OR STRUCTURAL CONCRETE DECKS - NEW CONSTRUCTION, REROOF (TEAR-OFF) OR RECOVER
SYSTEM TYPE B-1: MECHANICALLY ATTACHED BASE INSULATION, BONDED TOP INSULATION, BONDED ROOF COVER

System No.	Deck (Note 1)	Base Insulation Layer			Top Insulation Layer			Roof Cover (Note 15)			MDP (psf)
		Type	Fasten (Note 2, Note 11)	Attach	Type	Attach (Notes 6,7,8)	Base Ply	Ply	Cap Ply		
SC-34	Min. 22 ga., type B, Grade 33 steel or min. 2,500 psi structural concrete	Min. 2-inch EnergyGuard Polyiso Insulation, EnergyGuard Ultra	Note 2	1 per 2.9 ft2	Additional layer(s), min. 0.5-inch thick base insulation	OB500, LRF-M, M-OSFA	SBS-SA	(Optional) SBS-TA, APP-TA	SBS-TA, APP-TA	-45.0*	
SC-35	Min. 22 ga., type B, Grade 33 steel or min. 2,500 psi structural concrete	Min. 2-inch EnergyGuard Polyiso Insulation, EnergyGuard Ultra	Note 2	1 per 4.0 ft2	Additional layer(s), min. 1.5-inch thick base insulation	OB500, LRF-M, M-OSFA	SBS-SA	(Optional) SBS-TA, APP-TA	SBS-TA, APP-TA	-45.0*	
SC-36	Min. 22 ga., type B, Grade 33 steel or min. 2,500 psi structural concrete	Min. 1.5-inch EnergyGuard Polyiso Insulation, EnergyGuard Ultra, EnergyGuard RA, EnergyGuard RH, EnergyGuard RN	Note 2	1 per 2.0 ft2	Optional additional layer(s) min. 1.5-inch thick base insulation followed by Min. 0.25-inch DensDeck Prime or SECUROCK Gypsum-Fiber Roof Board	OB500	SBS-SA	(Optional) SBS-TA, APP-TA	SBS-TA, APP-TA	-45.0*	
SC-37	Min. 22 ga., type B, Grade 33 steel or min. 2,500 psi structural concrete	Min. 1.5-inch EnergyGuard Polyiso Insulation, EnergyGuard Ultra	Note 2	1 per 2.0 ft2	Optional additional layer(s) min. 0.5-inch thick base insulation followed by Min. 0.25-inch DensDeck Prime or SECUROCK Gypsum-Fiber Roof Board	OB500, LRF-M, M-OSFA	SBS-SA	(Optional) SBS-TA, APP-TA	SBS-TA, APP-TA	-45.0*	
SC-38	Min. 22 ga., type B, Grade 33 steel or min. 2,500 psi structural concrete	Min. 2-inch EnergyGuard Polyiso Insulation, EnergyGuard Ultra	Note 2	1 per 2.9 ft2	Optional additional layer(s) min. 0.5-inch thick base insulation followed by Min. 0.25-inch DensDeck Prime or SECUROCK Gypsum-Fiber Roof Board	OB500, LRF-M, M-OSFA	SBS-SA	(Optional) SBS-TA, APP-TA	SBS-TA, APP-TA	-45.0*	
SC-39	Min. 22 ga., type B, Grade 33 steel or min. 2,500 psi structural concrete	Min. 2-inch EnergyGuard RA, EnergyGuard RH, EnergyGuard RN	Note 2	1 per 4.0 ft2	Optional additional layer(s) min. 1.5-inch thick base insulation followed by Min. 0.25-inch SECUROCK Gypsum-Fiber Roof Board	OB500	SBS-SA	(Optional) SBS-SA	SBS-SA	-45.0*	
SC-40	Min. 22 ga., type B, Grade 33 steel or min. 2,500 psi structural concrete	Min. 2-inch EnergyGuard RA, EnergyGuard RH, EnergyGuard RN	Note 2	1 per 4.0 ft2	Optional additional layer(s) min. 1.5-inch thick base insulation followed by Min. 0.25-inch DensDeck Prime or SECUROCK Gypsum-Fiber Roof Board	OB500	SBS-SA	(Optional) SBS-TA, APP-TA	SBS-TA, APP-TA	-45.0*	
SC-41	Min. 22 ga., type B, Grade 33 steel or min. 2,500 psi structural concrete	Min. 2-inch EnergyGuard Polyiso Insulation, EnergyGuard Ultra	Note 2	1 per 4.0 ft2	Optional additional layer(s) min. 0.5-inch thick base insulation followed by Min. 0.25-inch DensDeck Prime or SECUROCK Gypsum-Fiber Roof Board	OB500, LRF-M, M-OSFA	SBS-SA	(Optional) SBS-TA, APP-TA	SBS-TA, APP-TA	-45.0*	

**TABLE 2B: STEEL OR STRUCTURAL CONCRETE DECKS - NEW CONSTRUCTION, REROOF (TEAR-OFF) OR RECOVER
SYSTEM TYPE B-1: MECHANICALLY ATTACHED BASE INSULATION, BONDED TOP INSULATION, BONDED ROOF COVER**

System No.	Deck (Note 1)	Base Insulation Layer			Top Insulation Layer			Roof Cover (Note 15)			MDP (psf)
		Type	Fasten (Note 2, Note 11)	Attach	Type	Attach (Notes 6,7,8)	Base Ply	Ply	Cap Ply		
SC-42	Min. 22 ga., type B, Grade 50 steel or min. 2,500 psi structural concrete	Min. 1.5-inch EnergyGuard Polyiso Insulation or EnergyGuard Ultra	Note 2	1 per 1.8 ft2	Optional additional layer(s) min. 1.5-inch thick EnergyGuard Polyiso Insulation or EnergyGuard Ultra Polyiso Insulation followed by Min. 0.25-inch DensDeck Prime or SECUROCK Gypsum-Fiber Roof Board	OB500	SBS-SA	(Optional) SBS-TA	SBS-TA	-52.5	
SC-43	Min. 22 ga., type B, Grade 50 steel or min. 2,500 psi structural concrete	Min. 1.5-inch EnergyGuard Polyiso Insulation or EnergyGuard Ultra	Note 2	1 per 1.8 ft2	Optional additional layer(s) min. 1.5-inch thick EnergyGuard Polyiso Insulation or EnergyGuard Ultra Polyiso Insulation followed by Min. 0.5-inch EnergyGuard HD Polyiso Cover Board, EnergyGuard HD Plus Polyiso Cover Board	OB500	SBS-SA	(Optional) SBS-TA	SBS-TA	-60.0	
SC-44	Min. 22 ga., type B, Grade 33 steel or min. 2,500 psi structural concrete	Min. 2-inch EnergyGuard Polyiso Insulation, EnergyGuard Ultra, EnergyGuard RA, EnergyGuard RH, EnergyGuard RN	Note 2	1 per 1.6 ft2	Optional additional layer(s) min. 1.5-inch thick EnergyGuard Polyiso Insulation or EnergyGuard Ultra Polyiso Insulation followed by Min. 0.25-inch SECUROCK Gypsum-Fiber Roof Board	OB500	SBS-SA	(Optional) SBS-TA, APP-TA	SBS-TA, APP-TA	-60.0	
SC-45	Min. 22 ga., type B, Grade 33 steel or min. 2,500 psi structural concrete	Min. 2-inch EnergyGuard Polyiso Insulation, EnergyGuard Ultra, EnergyGuard RA, EnergyGuard RH, EnergyGuard RN	Note 2	1 per 4.0 ft2	Optional additional layer(s) min. 1.5-inch thick base insulation followed by Min. 0.25-inch SECUROCK Gypsum-Fiber Roof Board	Hot asphalt	SBS-SA	(Optional) SBS-SA	SBS-SA	-45.0*	
SC-46	Min. 22 ga., type B, Grade 33 steel or min. 2,500 psi structural concrete	Min. 1.5-inch EnergyGuard Polyiso Insulation, EnergyGuard Ultra, EnergyGuard RA, EnergyGuard RH, EnergyGuard RN	Note 2	1 per 2.0 ft2	Optional additional layer(s) min. 1.5-inch thick base insulation followed by Min. 0.25-inch DensDeck Prime or SECUROCK Gypsum-Fiber Roof Board	Hot asphalt	SBS-SA	(Optional) SBS-TA, APP-TA	SBS-TA, APP-TA	-45.0*	
SC-47	Min. 22 ga., type B, Grade 33 steel or min. 2,500 psi structural concrete	Min. 2-inch EnergyGuard Polyiso Insulation, EnergyGuard Ultra, EnergyGuard RA, EnergyGuard RH, EnergyGuard RN	Note 2	1 per 4.0 ft2	Optional additional layer(s) min. 1.5-inch thick base insulation followed by Min. 0.25-inch DensDeck Prime or SECUROCK Gypsum-Fiber Roof Board	Hot asphalt	SBS-SA	(Optional) SBS-TA, APP-TA	SBS-TA, APP-TA	-45.0*	
SC-48	Min. 22 ga., type B, Grade 33 steel or min. 2,500 psi structural concrete	Min. 2-inch EnergyGuard Polyiso Insulation, EnergyGuard Ultra, EnergyGuard RA, EnergyGuard RH, EnergyGuard RN	Note 2	1 per 1.6 ft2	Optional additional layer(s) min. 1.5-inch thick EnergyGuard Polyiso Insulation or EnergyGuard Ultra Polyiso Insulation followed by Min. 0.25-inch SECUROCK Gypsum-Fiber Roof Board	Hot asphalt	SBS-SA	(Optional) SBS-TA, APP-TA	SBS-TA, APP-TA	-60.0	

TABLE 2B: STEEL OR STRUCTURAL CONCRETE DECKS - NEW CONSTRUCTION, REROOF (TEAR-OFF) OR RECOVER
SYSTEM TYPE B-1: MECHANICALLY ATTACHED BASE INSULATION, BONDED TOP INSULATION, BONDED ROOF COVER

System No.	Deck (Note 1)	Base Insulation Layer			Top Insulation Layer		Roof Cover (Note 15)			MDP (psf)
		Type	Fasten (Note 2, Note 11)	Attach	Type	Attach (Notes 6,7,8)	Base Ply	Ply	Cap Ply	
SC-49	Min. 22 ga., type B, Grade 33 steel or min. 2,500 psi structural concrete	Min. 1.5-inch EnergyGuard Polyiso Insulation, EnergyGuard Ultra	Note 2	1 per 2.0 ft ²	Additional layer(s), min. 0.5-inch thick base insulation	LRF-XF	SBS-SA	(Optional) SBS-TA, APP-TA	SBS-TA, APP-TA	-45.0*
SC-50	Min. 22 ga., type B, Grade 33 steel or min. 2,500 psi structural concrete	Min. 2-inch EnergyGuard Polyiso Insulation, EnergyGuard Ultra	Note 2	1 per 2.9 ft ²	Additional layer(s), min. 0.5-inch thick base insulation	LRF-XF	SBS-SA	(Optional) SBS-TA, APP-TA	SBS-TA, APP-TA	-45.0*
SC-51	Min. 22 ga., type B, Grade 33 steel or min. 2,500 psi structural concrete	Min. 2-inch EnergyGuard Polyiso Insulation, EnergyGuard Ultra	Note 2	1 per 4.0 ft ²	Additional layer(s), min. 1.5-inch thick base insulation	LRF-XF	SBS-SA	(Optional) SBS-TA, APP-TA	SBS-TA, APP-TA	-45.0*
SC-52	Min. 22 ga., type B, Grade 33 steel or min. 2,500 psi structural concrete	Min. 1.5-inch EnergyGuard RA, EnergyGuard RH	Note 2	1 per 2.0 ft ²	Optional additional layer(s) min. 1.5-inch thick base insulation followed by Min. 0.25-inch DensDeck Prime or SECUROCK Gypsum-Fiber Roof Board	LRF-XF	SBS-SA	(Optional) SBS-TA, APP-TA	SBS-TA, APP-TA	-45.0*
SC-53	Min. 22 ga., type B, Grade 33 steel or min. 2,500 psi structural concrete	Min. 1.5-inch EnergyGuard Polyiso Insulation, EnergyGuard Ultra	Note 2	1 per 2.0 ft ²	Optional additional layer(s) min. 0.5-inch thick base insulation followed by Min. 0.25-inch DensDeck Prime or SECUROCK Gypsum-Fiber Roof Board	LRF-XF	SBS-SA	(Optional) SBS-TA, APP-TA	SBS-TA, APP-TA	-45.0*
SC-54	Min. 22 ga., type B, Grade 33 steel or min. 2,500 psi structural concrete	Min. 2-inch EnergyGuard Polyiso Insulation, EnergyGuard Ultra	Note 2	1 per 2.9 ft ²	Optional additional layer(s) min. 0.5-inch thick base insulation followed by Min. 0.25-inch DensDeck Prime or SECUROCK Gypsum-Fiber Roof Board	LRF-XF	SBS-SA	(Optional) SBS-TA, APP-TA	SBS-TA, APP-TA	-45.0*
SC-55	Min. 22 ga., type B, Grade 33 steel or min. 2,500 psi structural concrete	Min. 2-inch EnergyGuard RA, EnergyGuard RH	Note 2	1 per 4.0 ft ²	Optional additional layer(s) min. 1.5-inch thick base insulation followed by Min. 0.25-inch SECUROCK Gypsum-Fiber Roof Board	LRF-XF	SBS-SA	(Optional) SBS-SA	SBS-SA	-45.0*
SC-56	Min. 22 ga., type B, Grade 33 steel or min. 2,500 psi structural concrete	Min. 2-inch EnergyGuard RA, EnergyGuard RH	Note 2	1 per 4.0 ft ²	Optional additional layer(s) min. 1.5-inch thick base insulation followed by Min. 0.25-inch DensDeck Prime or SECUROCK Gypsum-Fiber Roof Board	LRF-XF	SBS-SA	(Optional) SBS-TA, APP-TA	SBS-TA, APP-TA	-45.0*

TABLE 2B: STEEL OR STRUCTURAL CONCRETE DECKS - NEW CONSTRUCTION, REROOF (TEAR-OFF) OR RECOVER
SYSTEM TYPE B-1: MECHANICALLY ATTACHED BASE INSULATION, BONDED TOP INSULATION, BONDED ROOF COVER

System No.	Deck (Note 1)	Base Insulation Layer			Top Insulation Layer		Roof Cover (Note 15)			MDP (psf)
		Type	Fasten (Note 2, Note 11)	Attach	Type	Attach (Notes 6,7,8)	Base Ply	Ply	Cap Ply	
SC-57	Min. 22 ga., type B, Grade 33 steel or min. 2,500 psi structural concrete	Min. 2-inch EnergyGuard Polyiso Insulation, EnergyGuard Ultra	Note 2	1 per 4.0 ft2	Optional additional layer(s) min. 0.5-inch thick base insulation followed by Min. 0.25-inch DensDeck Prime or SECUROCK Gypsum-Fiber Roof Board	LRF-XF	SBS-SA	(Optional) SBS-TA, APP-TA	SBS-TA, APP-TA	-45.0*
SC-58	Min. 22 ga., type B, Grade 50 steel or min. 2,500 psi structural concrete	Min. 1.5-inch EnergyGuard Polyiso Insulation or EnergyGuard Ultra	Note 2	1 per 1.8 ft2	Optional additional layer(s) min. 1.5-inch thick EnergyGuard Polyiso Insulation or EnergyGuard Ultra Polyiso Insulation followed by Min. 0.25-inch DensDeck Prime or SECUROCK Gypsum-Fiber Roof Board	LRF-XF	SBS-SA	(Optional) SBS-TA	SBS-TA	-52.5
SC-59	Min. 22 ga., type B, Grade 33 steel or min. 2,500 psi structural concrete	Min. 2-inch EnergyGuard Polyiso Insulation, EnergyGuard Ultra, EnergyGuard RA, EnergyGuard RH	Note 2	1 per 1.6 ft2	Optional additional layer(s) min. 1.5-inch thick EnergyGuard Polyiso Insulation or EnergyGuard Ultra Polyiso Insulation followed by Min. 0.25-inch SECUROCK Gypsum-Fiber Roof Board	LRF-XF	SBS-SA	(Optional) SBS-TA, APP-TA	SBS-TA, APP-TA	-60.0
VENTING SYSTEMS:										
SC-60	Min. 22 ga., type B, Grade 33 steel or min. 2,500 psi structural concrete	Min. 1.5-inch EnergyGuard Polyiso Insulation, EnergyGuard Ultra	Note 2	1 per 4.0 ft2	Additional layer(s) of base insulation	Hot asphalt	GAFGLAS Stratavent Perforated Venting Base Sheet	(Optional) One or more BP-AA, SBS-AA	SBS-AA	-45.0*
COLD-APPLIED SYSTEMS:										
SC-61	Min. 22 ga., Type B, Grade 33 steel or min. 2,500 psi structural concrete	Min. 1.5-inch EnergyGuard Polyiso Insulation, EnergyGuard Ultra, EnergyGuard RH	Note 2	1 per 2.0 ft ²	Optional additional layer(s) min. 1.5-inch thick base insulation followed by Min. 0.5-inch EnergyGuard RH HD Polyiso Insulation, EnergyGuard HD Polyiso Cover Board, EnergyGuard HD Plus Polyiso Cover Board	OB500, LRF-M, M-OSFA	SBS-CA or SBS-CA1	None	SBS-CA or SBS-CA1	-37.5*
SC-62	Min. 22 ga., Type B, Grade 33 steel or min. 2,500 psi structural concrete	Min. 2-inch EnergyGuard Polyiso Insulation, EnergyGuard Ultra, EnergyGuard RH	Note 2	1 per 2.9 ft ²	Optional additional layer(s) min. 1.5-inch thick base insulation followed by Min. 0.5-inch EnergyGuard RH HD Polyiso Insulation, EnergyGuard HD Polyiso Cover Board, EnergyGuard HD Plus Polyiso Cover Board	OB500, LRF-M, M-OSFA	SBS-CA or SBS-CA1	None	SBS-CA or SBS-CA1	-37.5*
SC-63	Min. 22 ga., type B, Grade 33 steel or min. 2,500 psi structural concrete	Min. 1.5-inch EnergyGuard Polyiso Insulation, EnergyGuard Ultra, EnergyGuard RA, EnergyGuard RH, EnergyGuard RN	Note 2	1 per 2.0 ft2	Optional additional layer(s) min. 1.5-inch thick base insulation followed by Min. 0.25-inch DensDeck Prime or SECUROCK Gypsum-Fiber Roof Board	OB500	SBS-CA1	None	SBS-CA1	-45.0*

TABLE 2B: STEEL OR STRUCTURAL CONCRETE DECKS - NEW CONSTRUCTION, REROOF (TEAR-OFF) OR RECOVER
SYSTEM TYPE B-1: MECHANICALLY ATTACHED BASE INSULATION, BONDED TOP INSULATION, BONDED ROOF COVER

System No.	Deck (Note 1)	Base Insulation Layer			Top Insulation Layer		Roof Cover (Note 15)			MDP (psf)
		Type	Fasten (Note 2, Note 11)	Attach	Type	Attach (Notes 6,7,8)	Base Ply	Ply	Cap Ply	
SC-64	Min. 22 ga., type B, Grade 33 steel or min. 2,500 psi structural concrete	Min. 2-inch EnergyGuard Polyiso Insulation, EnergyGuard Ultra, EnergyGuard RA, EnergyGuard RH, EnergyGuard RN	Note 2	1 per 4.0 ft2	Optional additional layer(s) min. 1.5-inch thick base insulation followed by Min. 0.25-inch DensDeck Prime or SECUROCK Gypsum-Fiber Roof Board	OB500	SBS-CA1	None	SBS-CA1	-45.0*
SC-65	Min. 22 ga., type B, Grade 50 steel or min. 2,500 psi structural concrete	Min. 1.5-inch EnergyGuard Polyiso Insulation or EnergyGuard Ultra	Note 2	1 per 1.8 ft2	Optional additional layer(s) min. 1.5-inch thick EnergyGuard Polyiso Insulation or EnergyGuard Ultra Polyiso Insulation followed by Min. 0.25-inch DensDeck Prime or SECUROCK Gypsum-Fiber Roof Board	OB500	SBS-CA1	None	SBS-CA1	-52.5
SC-66	Min. 22 ga., type B, Grade 33 steel or min. 2,500 psi structural concrete	Min. 1.5-inch EnergyGuard Polyiso Insulation, EnergyGuard Ultra, EnergyGuard RA, EnergyGuard RH	Note 2	1 per 2.0 ft2	Optional additional layer(s) min. 1.5-inch thick base insulation followed by Min. 0.25-inch DensDeck Prime or SECUROCK Gypsum-Fiber Roof Board	LRF-XF	SBS-CA1	None	SBS-CA1	-45.0*
SC-67	Min. 22 ga., type B, Grade 33 steel or min. 2,500 psi structural concrete	Min. 2-inch EnergyGuard Polyiso Insulation, EnergyGuard Ultra, EnergyGuard RA, EnergyGuard RH	Note 2	1 per 4.0 ft2	Optional additional layer(s) min. 1.5-inch thick base insulation followed by Min. 0.25-inch DensDeck Prime or SECUROCK Gypsum-Fiber Roof Board	LRF-XF	SBS-CA1	None	SBS-CA1	-45.0*
SC-68	Min. 22 ga., type B, Grade 50 steel or min. 2,500 psi structural concrete	Min. 1.5-inch EnergyGuard Polyiso Insulation or EnergyGuard Ultra	Note 2	1 per 1.8 ft2	Optional additional layer(s) min. 1.5-inch thick EnergyGuard Polyiso Insulation or EnergyGuard Ultra Polyiso Insulation followed by Min. 0.25-inch DensDeck Prime or SECUROCK Gypsum-Fiber Roof Board	LRF-XF	SBS-CA1	None	SBS-CA1	-52.5
HYBRID HOT/COLD-APPLIED SYSTEMS:										
SC-69	Min. 22 ga., type B, Grade 33 steel or min. 2,500 psi structural concrete	Min. 1.5-inch EnergyGuard RH, EnergyGuard RN	Note 2	1 per 2.0 ft2	Optional additional layers base insulation followed by min. 0.75-inch EnergyGuard Perlite Roof Insulation (homogeneous), min. 0.5-inch Structodek High Density Fiberboard Roof Insulation or EnergyGuard Perlite Recover Board, min. 0.25-inch DensDeck Prime or SECUROCK Gypsum-Fiber Roof Board	Hot asphalt	BP-AA or SBS-AA	(Optional) BP-AA or SBS-AA	SBS-CA1	-45.0*
SC-70	Min. 22 ga., type B, Grade 33 steel or min. 2,500 psi structural concrete	Min. 1.5-inch EnergyGuard Polyiso Insulation	Note 2	1 per 2.7 ft2	Optional additional layers base insulation followed by min. 0.75-inch EnergyGuard Perlite Roof Insulation (homogeneous) or min. 0.5-inch Structodek High Density Fiberboard Roof Insulation	Hot asphalt	BP-AA or SBS-AA	(Optional) BP-AA or SBS-AA	SBS-CA1	-45.0*

TABLE 2B: STEEL OR STRUCTURAL CONCRETE DECKS - NEW CONSTRUCTION, REROOF (TEAR-OFF) OR RECOVER
SYSTEM TYPE B-1: MECHANICALLY ATTACHED BASE INSULATION, BONDED TOP INSULATION, BONDED ROOF COVER

System No.	Deck (Note 1)	Base Insulation Layer			Top Insulation Layer			Roof Cover (Note 15)			MDP (psf)
		Type	Fasten (Note 2, Note 11)	Attach	Type	Attach (Notes 6,7,8)	Base Ply	Ply	Cap Ply		
SC-71	Min. 22 ga., type B, Grade 33 steel or min. 2,500 psi structural concrete	Min. 1.5-inch EnergyGuard Polyiso Insulation	Note 2	1 per 3.2 ft2	Optional additional layers base insulation followed by min.0.5-inch EnergyGuard Perlite Recover Board, min. 0.25-inch DensDeck Prime or SECUROCK Gypsum-Fiber Roof Board	Hot asphalt	BP-AA or SBS-AA	(Optional) BP-AA or SBS-AA	SBS-CA1	-45.0*	
SC-72	Min. 22 ga., type B, Grade 33 steel or min. 2,500 psi structural concrete	Min. 1.5-inch EnergyGuard Polyiso Insulation	Note 2	1 per 4.0 ft2	Optional additional layers base insulation followed by min. 0.75-inch EnergyGuard Perlite Roof Insulation (homogeneous), min. 0.5-inch Structodek High Density Fiberboard Roof Insulation or EnergyGuard Perlite Recover Board, min. 0.25-inch DensDeck Prime or SECUROCK Gypsum-Fiber Roof Board	Hot asphalt	BP-AA or SBS-AA	(Optional) BP-AA or SBS-AA	SBS-CA1	-45.0*	
SC-73	Min. 22 ga., type B, Grade 33 steel or min. 2,500 psi structural concrete	Min. 2-inch EnergyGuard RH, EnergyGuard RN	Note 2	1 per 3.2 ft2	Optional additional layers base insulation followed by min. 0.75-inch EnergyGuard Perlite Roof Insulation (homogeneous), min. 0.5-inch Structodek High Density Fiberboard Roof Insulation or EnergyGuard Perlite Recover Board, min. 0.25-inch DensDeck Prime or SECUROCK Gypsum-Fiber Roof Board	Hot asphalt	BP-AA or SBS-AA	(Optional) BP-AA or SBS-AA	SBS-CA1	-45.0*	
SC-74	Min. 22 ga., type B, Grade 33 steel or min. 2,500 psi structural concrete	Min. 2-inch EnergyGuard RA, EnergyGuard RH, EnergyGuard RN	Note 2	1 per 4.0 ft2	Min. 0.25-inch DensDeck, DensDeck Prime or SECUROCK Gypsum-Fiber Roof Board	Hot asphalt	BP-AA or SBS-AA	(Optional) BP-AA or SBS-AA	SBS-CA1	-45.0*	
SC-75	Min. 22 ga., type B, Grade 50 steel or min. 2,500 psi structural concrete	Min. 1.5-inch EnergyGuard Polyiso Insulation or EnergyGuard Ultra	Note 2	1 per 1.8 ft2	Min. 0.75-inch EnergyGuard Perlite Roof Insulation (homogeneous), min. 0.5-inch Structodek High Density Fiberboard Roof Insulation or EnergyGuard Perlite Recover Board or min. 0.25-inch DensDeck Prime or SECUROCK Gypsum-Fiber Roof Board	Hot asphalt	BP-AA or SBS-AA	(Optional) BP-AA or SBS-AA	SBS-CA1	-60.0*	
SC-76	Min. 22 ga., type B, Grade 33 steel or min. 2,500 psi structural concrete	Min. 1.5-inch EnergyGuard Polyiso Insulation, EnergyGuard RH, EnergyGuard RN	Note 2	1 per 1.3 ft2	Optional additional layers base insulation followed by min. 0.75-inch EnergyGuard Perlite Roof Insulation (homogeneous), min. 0.5-inch Structodek High Density Fiberboard Roof Insulation or EnergyGuard Perlite Recover Board, min. 0.25-inch DensDeck Prime or SECUROCK Gypsum-Fiber Roof Board	Hot asphalt	BP-AA or SBS-AA	(Optional) BP-AA or SBS-AA	SBS-CA1	-60.0	
SC-77	Min. 22 ga., type B, Grade 33 steel or min. 2,500 psi structural concrete	Min. 1.5-inch EnergyGuard Polyiso Insulation, EnergyGuard Ultra, EnergyGuard RA, EnergyGuard RH, EnergyGuard RN	Note 2	1 per 2.0 ft2	Optional additional layer(s) min. 0.5-inch thick base insulation followed by min. 0.25-inch DensDeck Prime or SECUROCK Gypsum-Fiber Roof Board	OB500	BP-AA or SBS-AA	(Optional) BP-AA or SBS-AA	SBS-CA1	-45.0*	

TABLE 2B: STEEL OR STRUCTURAL CONCRETE DECKS - NEW CONSTRUCTION, REROOF (TEAR-OFF) OR RECOVER
SYSTEM TYPE B-1: MECHANICALLY ATTACHED BASE INSULATION, BONDED TOP INSULATION, BONDED ROOF COVER

System No.	Deck (Note 1)	Base Insulation Layer			Top Insulation Layer			Roof Cover (Note 15)			MDP (psf)
		Type	Fasten (Note 2, Note 11)	Attach	Type	Attach (Notes 6,7,8)	Base Ply	Ply	Cap Ply		
SC-78	Min. 22 ga., type B, Grade 33 steel or min. 2,500 psi structural concrete	Min. 2-inch EnergyGuard Polyiso Insulation, EnergyGuard Ultra, EnergyGuard RA, EnergyGuard RH, EnergyGuard RN	Note 2	1 per 4.0 ft2	Optional additional layer(s) min. 0.5-inch thick base insulation followed by min. 0.25-inch DensDeck Prime or SECUROCK Gypsum-Fiber Roof Board	OB500	BP-AA or SBS-AA	(Optional) BP-AA or SBS-AA	SBS-CA1	-45.0*	
SC-79	Min. 22 ga., type B, Grade 50 steel or min. 2,500 psi structural concrete	Min. 1.5-inch EnergyGuard Polyiso Insulation or EnergyGuard Ultra	Note 2	1 per 1.8 ft2	Optional additional layer(s) min. 1.5-inch thick EnergyGuard Polyiso Insulation or EnergyGuard Ultra Polyiso Insulation followed by Min. 0.25-inch DensDeck Prime or SECUROCK Gypsum-Fiber Roof Board	OB500	BP-AA or SBS-AA	(Optional) BP-AA or SBS-AA	SBS-CA1	-52.5	
SC-80	Min. 22 ga., type B, Grade 33 steel or min. 2,500 psi structural concrete	Min. 1.5-inch EnergyGuard Polyiso Insulation, EnergyGuard Ultra, EnergyGuard RA, EnergyGuard RH	Note 2	1 per 2.0 ft2	Optional additional layer(s) min. 1.5-inch thick base insulation followed by Min. 0.25-inch DensDeck Prime or SECUROCK Gypsum-Fiber Roof Board	LRF-XF	BP-AA or SBS-AA	(Optional) BP-AA or SBS-AA	SBS-CA1	-45.0*	
SC-81	Min. 22 ga., type B, Grade 33 steel or min. 2,500 psi structural concrete	Min. 2-inch EnergyGuard Polyiso Insulation, EnergyGuard Ultra, EnergyGuard RA, EnergyGuard RH	Note 2	1 per 4.0 ft2	Optional additional layer(s) min. 1.5-inch thick base insulation followed by Min. 0.25-inch DensDeck Prime or SECUROCK Gypsum-Fiber Roof Board	LRF-XF	BP-AA or SBS-AA	(Optional) BP-AA or SBS-AA	SBS-CA1	-45.0*	
SC-82	Min. 22 ga., type B, Grade 50 steel or min. 2,500 psi structural concrete	Min. 1.5-inch EnergyGuard Polyiso Insulation or EnergyGuard Ultra	Note 2	1 per 1.8 ft2	Optional additional layer(s) min. 1.5-inch thick EnergyGuard Polyiso Insulation or EnergyGuard Ultra Polyiso Insulation followed by Min. 0.25-inch DensDeck Prime or SECUROCK Gypsum-Fiber Roof Board	LRF-XF	BP-AA or SBS-AA	(Optional) BP-AA or SBS-AA	SBS-CA1	-52.5	

TABLE 2c: STEEL DECKS - NEW CONSTRUCTION, REROOF (TEAR-OFF)
SYSTEM TYPE B-2: MECHANICALLY ATTACHED THERMAL BARRIER, BONDED VAPOR BARRIER, BONDED TOP INSULATION, BONDED ROOF COVER

System No.	Deck (Note 1)	Thermal Barrier			Vapor Barrier	Insulation Layer(s)		Roof Cover (Note 15)			MDP (psf)
		Type	Fastener (Note 2, Note 11)	Attach		Type	Attach (Notes 6,7,8)	Base	Ply	Cap	
CONVENTIONAL SYSTEMS:											
SC-83	Min. 22 ga., Type B, Grade 33 steel	0.5-inch DensDeck Prime or SECUROCK Gypsum Fiber Roof Board	Note 2 <i>(Drill-Tec 3 in. Ribbed Galvalume Plate (Flat) may be used)</i>	1 per 4.0 ft ²	Primer: GAF SA Primer or Matrix 307 Premium Asphalt Primer Vapor Retarder: GAF SA Vapor Retarder, self-adhering	One or more layers, base layer min. 1-inch thick, optional subsequent layer(s) min. 1.5-inch thick EnergyGuard RN Min. 0.25-inch DensDeck Prime or SECUROCK Gypsum-Fiber Roof Board	LRF-M or OB500	SBS-TA or APP-TA	(Optional) SBS-TA or APP-TA	SBS-TA or APP-TA	-45.0*
SC-84	Min. 22 ga., Type B, Grade 33 steel	0.5-inch DensDeck Prime or SECUROCK Gypsum Fiber Roof Board	Note 2 <i>(Drill-Tec 3 in. Ribbed Galvalume Plate (Flat) may be used)</i>	1 per 4.0 ft ²	GAF SA Vapor Retarder XL, self-adhering	One or more layers, base layer min. 1-inch thick, optional subsequent layer(s) min. 1.5-inch thick EnergyGuard RN Min. 0.25-inch DensDeck Prime or SECUROCK Gypsum-Fiber Roof Board	LRF-M or OB500	SBS-TA or APP-TA	(Optional) SBS-TA or APP-TA	SBS-TA or APP-TA	-45.0*
SC-85	Min. 22 ga., Type B, Grade 33 steel	0.5-inch DensDeck Prime or SECUROCK Gypsum Fiber Roof Board	Note 2 <i>(Drill-Tec 3 in. Ribbed Galvalume Plate (Flat) may be used)</i>	1 per 4.0 ft ²	Primer: GAF SA Primer or Matrix 307 Premium Asphalt Primer Vapor Retarder: GAF SA Vapor Retarder, self-adhering	One or more layers, base layer min. 1-inch thick, optional subsequent layer(s) min. 1.5-inch thick EnergyGuard RN Min. 0.25-inch DensDeck Prime or SECUROCK Gypsum-Fiber Roof Board	LRF-M or OB500	BP-AA or SBS-AA	(Optional) BP-AA or SBS-AA	SBS-AA	-45.0*
SC-86	Min. 22 ga., Type B, Grade 33 steel	0.5-inch DensDeck Prime or SECUROCK Gypsum Fiber Roof Board	Note 2 <i>(Drill-Tec 3 in. Ribbed Galvalume Plate (Flat) may be used)</i>	1 per 4.0 ft ²	GAF SA Vapor Retarder XL, self-adhering	One or more layers, base layer min. 1-inch thick, optional subsequent layer(s) min. 1.5-inch thick EnergyGuard RN Min. 0.25-inch DensDeck Prime or SECUROCK Gypsum-Fiber Roof Board	LRF-M or OB500	BP-AA or SBS-AA	(Optional) BP-AA or SBS-AA	SBS-AA	-45.0*
SC-87	Min. 22 ga., Type B, Grade 33 steel	0.5-inch DensDeck Prime or SECUROCK Gypsum Fiber Roof Board	Note 2 <i>(Drill-Tec 3 in. Ribbed Galvalume Plate (Flat) may be used)</i>	1 per 4.0 ft ²	Primer: GAF SA Primer or Matrix 307 Premium Asphalt Primer Vapor Retarder: GAF SA Vapor Retarder, self-adhering	One or more layers, base layer min. 1-inch thick, optional subsequent layer(s) min. 1.5-inch thick EnergyGuard Polyiso Insulation, EnergyGuard Ultra Polyiso Insulation Min. 0.25-inch DensDeck Prime or SECUROCK Gypsum-Fiber Roof Board	LRF-M, LRF-XF or OB500	SBS-TA or APP-TA	(Optional) SBS-TA or APP-TA	SBS-TA or APP-TA	-45.0*
SC-88	Min. 22 ga., Type B, Grade 33 steel	0.5-inch DensDeck Prime or SECUROCK Gypsum Fiber Roof Board	Note 2 <i>(Drill-Tec 3 in. Ribbed Galvalume Plate (Flat) may be used)</i>	1 per 4.0 ft ²	GAF SA Vapor Retarder XL, self-adhering	One or more layers, base layer min. 1-inch thick, optional subsequent layer(s) min. 1.5-inch thick EnergyGuard Polyiso Insulation, EnergyGuard Ultra Polyiso Insulation Min. 0.25-inch DensDeck Prime or SECUROCK Gypsum-Fiber Roof Board	LRF-M, LRF-XF or OB500	SBS-TA or APP-TA	(Optional) SBS-TA or APP-TA	SBS-TA or APP-TA	-45.0*

TABLE 2c: STEEL DECKS - NEW CONSTRUCTION, REROOF (TEAR-OFF)
SYSTEM TYPE B-2: MECHANICALLY ATTACHED THERMAL BARRIER, BONDED VAPOR BARRIER, BONDED TOP INSULATION, BONDED ROOF COVER

System No.	Deck (Note 1)	Thermal Barrier			Vapor Barrier	Insulation Layer(s)		Roof Cover (Note 15)			MDP (psf)
		Type	Fastener (Note 2, Note 11)	Attach		Type	Attach (Notes 6,7,8)	Base	Ply	Cap	
SC-89	Min. 22 ga., Type B, Grade 33 steel	0.5-inch DensDeck Prime or SECUROCK Gypsum Fiber Roof Board	Note 2 <i>(Drill-Tec 3 in. Ribbed Galvalume Plate (Flat) may be used)</i>	1 per 4.0 ft ²	Primer: GAF SA Primer or Matrix 307 Premium Asphalt Primer Vapor Retarder: GAF SA Vapor Retarder, self-adhering	One or more layers, base layer min. 1-inch thick, optional subsequent layer(s) min. 1.5-inch thick EnergyGuard Polyiso Insulation, EnergyGuard Ultra Polyiso Insulation Min. 0.25-inch DensDeck Prime or SECUROCK Gypsum-Fiber Roof Board	LRF-M, LRF-XF or OB500	BP-AA or SBS-AA	(Optional) BP-AA or SBS-AA	SBS-AA	-45.0*
SC-90	Min. 22 ga., Type B, Grade 33 steel	0.5-inch DensDeck Prime or SECUROCK Gypsum Fiber Roof Board	Note 2 <i>(Drill-Tec 3 in. Ribbed Galvalume Plate (Flat) may be used)</i>	1 per 4.0 ft ²	GAF SA Vapor Retarder XL, self-adhering	One or more layers, base layer min. 1-inch thick, optional subsequent layer(s) min. 1.5-inch thick EnergyGuard Polyiso Insulation, EnergyGuard Ultra Polyiso Insulation Min. 0.25-inch DensDeck Prime or SECUROCK Gypsum-Fiber Roof Board	LRF-M, LRF-XF or OB500	BP-AA or SBS-AA	(Optional) BP-AA or SBS-AA	SBS-AA	-45.0*
SC-91	Min. 22 ga., Type B, Grade 33 steel	0.5-inch DensDeck Prime or SECUROCK Gypsum Fiber Roof Board	Note 2 <i>(Drill-Tec 3 in. Ribbed Galvalume Plate (Flat) may be used)</i>	1 per 2.0 ft ²	Primer: GAF SA Primer Vapor Retarder: GAF SA Vapor Retarder, self-adhering	One or more layers, base layer min. 1-inch thick, optional subsequent layer(s) min. 1.5-inch thick EnergyGuard Polyiso Insulation, EnergyGuard Ultra Polyiso Insulation Min. 0.25-inch DensDeck Prime or SECUROCK Gypsum-Fiber Roof Board	LRF-M, LRF-XF or OB500	SBS-TA or APP-TA	(Optional) SBS-TA or APP-TA	SBS-TA or APP-TA	-67.5
SC-92	Min. 22 ga., Type B, Grade 33 steel	0.5-inch DensDeck Prime or SECUROCK Gypsum Fiber Roof Board	Note 2 <i>(Drill-Tec 3 in. Ribbed Galvalume Plate (Flat) may be used)</i>	1 per 2.0 ft ²	Primer: GAF SA Primer Vapor Retarder: GAF SA Vapor Retarder, self-adhering	One or more layers, base layer min. 1-inch thick, optional subsequent layer(s) min. 1.5-inch thick EnergyGuard Polyiso Insulation, EnergyGuard Ultra Polyiso Insulation Min. 0.25-inch DensDeck Prime or SECUROCK Gypsum-Fiber Roof Board	LRF-M, LRF-XF or OB500	BP-AA or SBS-AA	(Optional) BP-AA or SBS-AA	SBS-AA	-67.5
SELF-ADHERING BASE PLY:											
SC-93	Min. 22 ga., Type B, Grade 33 steel	Min. 0.5-inch SECUROCK Gypsum Fiber Roof Board	Note 2 <i>(Drill-Tec 3 in. Ribbed Galvalume Plate (Flat) may be used)</i>	1 per 2.7 ft ²	Liberty SBS Self-Adhering Cap Sheet	Min. 1.5-inch EnergyGuard RA, EnergyGuard RH, EnergyGuard RN followed by min. 0.25-inch SECUROCK Ultralight Coated Glass-Mat Roof Board	OB500	SBS-SA	None	SBS-SA	-37.5*
SC-94	Min. 22 ga., Type B, Grade 33 steel	Min. 0.5-inch SECUROCK Gypsum Fiber Roof Board	Note 2 <i>(Drill-Tec 3 in. Ribbed Galvalume Plate (Flat) may be used)</i>	1 per 2.7 ft ²	Liberty SBS Self-Adhering Cap Sheet	Min. 1.5-inch EnergyGuard RA, EnergyGuard RH, EnergyGuard RN followed by min. 0.25-inch SECUROCK Ultralight Coated Glass-Mat Roof Board	OB500	SBS-SA	(Optional) SBS-TA, APP-TA	SBS-TA, APP-TA	-37.5*

TABLE 2c: STEEL DECKS - NEW CONSTRUCTION, REROOF (TEAR-OFF)
SYSTEM TYPE B-2: MECHANICALLY ATTACHED THERMAL BARRIER, BONDED VAPOR BARRIER, BONDED TOP INSULATION, BONDED ROOF COVER

System No.	Deck (Note 1)	Thermal Barrier			Vapor Barrier	Insulation Layer(s)		Roof Cover (Note 15)			MDP (psf)
		Type	Fastener (Note 2, Note 11)	Attach		Type	Attach (Notes 6,7,8)	Base	Ply	Cap	
SC-95	Min. 22 ga., Type B, Grade 33 steel	0.5-inch DensDeck Prime or SECUROCK Gypsum Fiber Roof Board	Note 2 <i>(Drill-Tec 3 in. Ribbed Galvalume Plate (Flat) may be used)</i>	1 per 4.0 ft ²	Primer: GAF SA Primer or Matrix 307 Premium Asphalt Primer Vapor Retarder: GAF SA Vapor Retarder, self-adhering	One or more layers, base layer min. 1-inch thick, optional subsequent layer(s) min. 1.5-inch thick EnergyGuard RN Min. 0.25-inch SECUROCK Ultralight Coated Glass-Mat Roof Board	LRF-M or OB500	SBS-SA	(Optional) SBS-TA, APP-TA	SBS-TA, APP-TA	-37.5*
SC-96	Min. 22 ga., Type B, Grade 33 steel	0.5-inch DensDeck Prime or SECUROCK Gypsum Fiber Roof Board	Note 2 <i>(Drill-Tec 3 in. Ribbed Galvalume Plate (Flat) may be used)</i>	1 per 4.0 ft ²	GAF SA Vapor Retarder XL, self-adhering	One or more layers, base layer min. 1-inch thick, optional subsequent layer(s) min. 1.5-inch thick EnergyGuard RN Min. 0.25-inch SECUROCK Ultralight Coated Glass-Mat Roof Board	LRF-M or OB500	SBS-SA	(Optional) SBS-TA, APP-TA	SBS-TA, APP-TA	-37.5*
SC-97	Min. 22 ga., Type B, Grade 33 steel	0.5-inch DensDeck Prime or SECUROCK Gypsum Fiber Roof Board	Note 2 <i>(Drill-Tec 3 in. Ribbed Galvalume Plate (Flat) may be used)</i>	1 per 4.0 ft ²	Primer: GAF SA Primer or Matrix 307 Premium Asphalt Primer Vapor Retarder: GAF SA Vapor Retarder, self-adhering	One or more layers, base layer min. 1-inch thick, optional subsequent layer(s) min. 1.5-inch thick EnergyGuard Polyiso Insulation, EnergyGuard Ultra Polyiso Insulation Min. 0.25-inch SECUROCK Ultralight Coated Glass-Mat Roof Board	LRF-M or OB500	SBS-SA	(Optional) SBS-TA, APP-TA	SBS-TA, APP-TA	-37.5*
SC-98	Min. 22 ga., Type B, Grade 33 steel	0.5-inch DensDeck Prime or SECUROCK Gypsum Fiber Roof Board	Note 2 <i>(Drill-Tec 3 in. Ribbed Galvalume Plate (Flat) may be used)</i>	1 per 4.0 ft ²	GAF SA Vapor Retarder XL, self-adhering	One or more layers, base layer min. 1-inch thick, optional subsequent layer(s) min. 1.5-inch thick EnergyGuard Polyiso Insulation, EnergyGuard Ultra Polyiso Insulation Min. 0.25-inch SECUROCK Ultralight Coated Glass-Mat Roof Board	LRF-M or OB500	SBS-SA	(Optional) SBS-TA, APP-TA	SBS-TA, APP-TA	-37.5*
SC-99	Min. 22 ga., Type B, Grade 33 steel	Min. 0.5-inch SECUROCK Gypsum Fiber Roof Board	Note 2 <i>(Drill-Tec 3 in. Ribbed Galvalume Plate (Flat) may be used)</i>	1 per 2.7 ft ²	Liberty SBS Self-Adhering Cap Sheet	Min. 1.5-inch EnergyGuard RA, EnergyGuard RH, EnergyGuard RN	OB500	SBS-SA	None	SBS-SA	-45.0*
SC-100	Min. 22 ga., Type B, Grade 33 steel	Min. 0.5-inch SECUROCK Gypsum Fiber Roof Board	Note 2 <i>(Drill-Tec 3 in. Ribbed Galvalume Plate (Flat) may be used)</i>	1 per 2.7 ft ²	Liberty SBS Self-Adhering Cap Sheet	Min. 1.5-inch EnergyGuard RA, EnergyGuard RH, EnergyGuard RN	OB500	SBS-SA	(Optional) SBS-TA, APP-TA	SBS-TA, APP-TA	-45.0*
SC-101	Min. 22 ga., Type B, Grade 33 steel	Min. 0.5-inch SECUROCK Gypsum Fiber Roof Board	Note 2 <i>(Drill-Tec 3 in. Ribbed Galvalume Plate (Flat) may be used)</i>	1 per 2.7 ft ²	Liberty SBS Self-Adhering Cap Sheet	Min. 1.5-inch EnergyGuard RA, EnergyGuard RH, EnergyGuard RN followed by min. 0.25-inch SECUROCK Gypsum-Fiber Roof Board	OB500	SBS-SA	None	SBS-SA	-45.0*

TABLE 2c: STEEL DECKS - NEW CONSTRUCTION, REROOF (TEAR-OFF)
SYSTEM TYPE B-2: MECHANICALLY ATTACHED THERMAL BARRIER, BONDED VAPOR BARRIER, BONDED TOP INSULATION, BONDED ROOF COVER

System No.	Deck (Note 1)	Thermal Barrier			Vapor Barrier	Insulation Layer(s)		Roof Cover (Note 15)			MDP (psf)
		Type	Fastener (Note 2, Note 11)	Attach		Type	Attach (Notes 6,7,8)	Base	Ply	Cap	
SC-102	Min. 22 ga., Type B, Grade 33 steel	Min. 0.5-inch SECUROCK Gypsum Fiber Roof Board	Note 2 <i>(Drill-Tec 3 in. Ribbed Galvalume Plate (Flat) may be used)</i>	1 per 2.7 ft ²	Liberty SBS Self-Adhering Cap Sheet	Min. 1.5-inch EnergyGuard RA, EnergyGuard RH, EnergyGuard RN followed by min. 0.25-inch DensDeck Prime or SECUROCK Gypsum-Fiber Roof Board	OB500	SBS-SA	(Optional) SBS-TA, APP-TA	SBS-TA, APP-TA	-45.0*
SC-103	Min. 22 ga., Type B, Grade 33 steel	Min. 0.5-inch SECUROCK Gypsum Fiber Roof Board	Note 2 <i>(Drill-Tec 3 in. Ribbed Galvalume Plate (Flat) may be used)</i>	1 per 2.7 ft ²	Liberty SBS Self-Adhering Cap Sheet	Min. 1.5-inch EnergyGuard RH followed by Min. 0.5-inch EnergyGuard RH HD Polyiso Insulation, EnergyGuard HD Polyiso Cover Board, EnergyGuard HD Plus Polyiso Cover Board	OB500	SBS-SA	(Optional) SBS-TA, APP-TA	SBS-TA, APP-TA	-45.0*
SC-104	Min. 22 ga., Type B, Grade 33 steel	0.5-inch DensDeck Prime or SECUROCK Gypsum Fiber Roof Board	Note 2 <i>(Drill-Tec 3 in. Ribbed Galvalume Plate (Flat) may be used)</i>	1 per 4.0 ft ²	Primer: GAF SA Primer or Matrix 307 Premium Asphalt Primer Vapor Retarder: GAF SA Vapor Retarder, self-adhering	One or more layers, base layer min. 1-inch thick, optional subsequent layer(s) min. 1.5-inch thick EnergyGuard RN (Optional) Min. 0.25-inch DensDeck Prime or SECUROCK Gypsum-Fiber Roof Board or min. 0.5-inch EnergyGuard HD Polyiso Cover Board or EnergyGuard HD Plus Polyiso Cover Board	LRF-M or OB500	SBS-SA	(Optional) SBS-TA, APP-TA	SBS-TA, APP-TA	-45.0*
SC-105	Min. 22 ga., Type B, Grade 33 steel	0.5-inch DensDeck Prime or SECUROCK Gypsum Fiber Roof Board	Note 2 <i>(Drill-Tec 3 in. Ribbed Galvalume Plate (Flat) may be used)</i>	1 per 4.0 ft ²	GAF SA Vapor Retarder XL, self-adhering	One or more layers, base layer min. 1-inch thick, optional subsequent layer(s) min. 1.5-inch thick EnergyGuard RN (Optional) Min. 0.25-inch DensDeck Prime or SECUROCK Gypsum-Fiber Roof Board or min. 0.5-inch EnergyGuard HD Polyiso Cover Board or EnergyGuard HD Plus Polyiso Cover Board	LRF-M or OB500	SBS-SA	(Optional) SBS-TA, APP-TA	SBS-TA, APP-TA	-45.0*
SC-106	Min. 22 ga., Type B, Grade 33 steel	0.5-inch DensDeck Prime or SECUROCK Gypsum Fiber Roof Board	Note 2 <i>(Drill-Tec 3 in. Ribbed Galvalume Plate (Flat) may be used)</i>	1 per 4.0 ft ²	Primer: GAF SA Primer or Matrix 307 Premium Asphalt Primer Vapor Retarder: GAF SA Vapor Retarder, self-adhering	One or more layers, base layer min. 1-inch thick, optional subsequent layer(s) min. 1.5-inch thick EnergyGuard Polyiso Insulation, EnergyGuard Ultra Polyiso Insulation (Optional) Min. 0.25-inch DensDeck Prime or SECUROCK Gypsum-Fiber Roof Board or min. 0.5-inch EnergyGuard HD Polyiso Cover Board or EnergyGuard HD Plus Polyiso Cover Board	LRF-M, LRF-XF or OB500	SBS-SA	(Optional) SBS-TA, APP-TA	SBS-TA, APP-TA	-45.0*

TABLE 2c: STEEL DECKS - NEW CONSTRUCTION, REROOF (TEAR-OFF)
SYSTEM TYPE B-2: MECHANICALLY ATTACHED THERMAL BARRIER, BONDED VAPOR BARRIER, BONDED TOP INSULATION, BONDED ROOF COVER

System No.	Deck (Note 1)	Thermal Barrier			Vapor Barrier	Insulation Layer(s)		Roof Cover (Note 15)			MDP (psf)
		Type	Fastener (Note 2, Note 11)	Attach		Type	Attach (Notes 6,7,8)	Base	Ply	Cap	
SC-107	Min. 22 ga., Type B, Grade 33 steel	0.5-inch DensDeck Prime or SECUROCK Gypsum Fiber Roof Board	Note 2 <i>(Drill-Tec 3 in. Ribbed Galvalume Plate (Flat) may be used)</i>	1 per 4.0 ft ²	GAF SA Vapor Retarder XL, self-adhering	One or more layers, base layer min. 1-inch thick, optional subsequent layer(s) min. 1.5-inch thick EnergyGuard Polyiso Insulation, EnergyGuard Ultra Polyiso Insulation (Optional) Min. 0.25-inch DensDeck Prime or SECUROCK Gypsum-Fiber Roof Board or min. 0.5-inch EnergyGuard HD Polyiso Cover Board or EnergyGuard HD Plus Polyiso Cover Board	LRF-M, LRF-XF or OB500	SBS-SA	(Optional) SBS-TA, APP-TA	SBS-TA, APP-TA	-45.0*
SC-108	Min. 22 ga., Type B, Grade 33 steel	0.5-inch DensDeck Prime or SECUROCK Gypsum Fiber Roof Board	Note 2 <i>(Drill-Tec 3 in. Ribbed Galvalume Plate (Flat) may be used)</i>	1 per 2.0 ft ²	Primer: GAF SA Primer Vapor Retarder: GAF SA Vapor Retarder, self-adhering	One or more layers, base layer min. 1-inch thick, optional subsequent layer(s) min. 1.5-inch thick EnergyGuard Polyiso Insulation, EnergyGuard Ultra Polyiso Insulation (Optional) Min. 0.25-inch DensDeck Prime or SECUROCK Gypsum-Fiber Roof Board or min. 0.5-inch EnergyGuard HD Polyiso Cover Board or EnergyGuard HD Plus Polyiso Cover Board	LRF-M, LRF-XF or OB500	SBS-SA	(Optional) SBS-TA, APP-TA	SBS-TA, APP-TA	-67.5
VENTING SYSTEMS:											
SC-109	Min. 22 ga., Type B, Grade 33 steel	0.5-inch DensDeck Prime or SECUROCK Gypsum Fiber Roof Board	Note 2 <i>(Drill-Tec 3 in. Ribbed Galvalume Plate (Flat) may be used)</i>	1 per 4.0 ft ²	Primer: GAF SA Primer or Matrix 307 Premium Asphalt Primer Vapor Retarder: GAF SA Vapor Retarder, self-adhering	One or more layers, base layer min. 1-inch thick, optional subsequent layer(s) min. 1.5-inch thick EnergyGuard RN (Optional) Min. 0.25-inch DensDeck Prime or SECUROCK Gypsum-Fiber Roof Board	LRF-M or OB500	GAFGLAS Stratavent Perforated Venting Base Sheet	(Optional) One or more BP-AA, SBS-AA	SBS-AA	-45.0*
SC-110	Min. 22 ga., Type B, Grade 33 steel	0.5-inch DensDeck Prime or SECUROCK Gypsum Fiber Roof Board	Note 2 <i>(Drill-Tec 3 in. Ribbed Galvalume Plate (Flat) may be used)</i>	1 per 4.0 ft ²	GAF SA Vapor Retarder XL, self-adhering	One or more layers, base layer min. 1-inch thick, optional subsequent layer(s) min. 1.5-inch thick EnergyGuard RN (Optional) Min. 0.25-inch DensDeck Prime or SECUROCK Gypsum-Fiber Roof Board	LRF-M or OB500	GAFGLAS Stratavent Perforated Venting Base Sheet	(Optional) One or more BP-AA, SBS-AA	SBS-AA	-45.0*
SC-111	Min. 22 ga., Type B, Grade 33 steel	0.5-inch DensDeck Prime or SECUROCK Gypsum Fiber Roof Board	Note 2 <i>(Drill-Tec 3 in. Ribbed Galvalume Plate (Flat) may be used)</i>	1 per 4.0 ft ²	Primer: GAF SA Primer or Matrix 307 Premium Asphalt Primer Vapor Retarder: GAF SA Vapor Retarder, self-adhering	One or more layers, base layer min. 1-inch thick, optional subsequent layer(s) min. 1.5-inch thick EnergyGuard Polyiso Insulation, EnergyGuard Ultra Polyiso Insulation (Optional) Min. 0.25-inch DensDeck Prime or SECUROCK Gypsum-Fiber Roof Board	LRF-M, LRF-XF or OB500	GAFGLAS Stratavent Perforated Venting Base Sheet	(Optional) One or more BP-AA, SBS-AA	SBS-AA	-45.0*

TABLE 2c: STEEL DECKS - NEW CONSTRUCTION, REROOF (TEAR-OFF)
SYSTEM TYPE B-2: MECHANICALLY ATTACHED THERMAL BARRIER, BONDED VAPOR BARRIER, BONDED TOP INSULATION, BONDED ROOF COVER

System No.	Deck (Note 1)	Thermal Barrier			Vapor Barrier	Insulation Layer(s)		Roof Cover (Note 15)			MDP (psf)
		Type	Fastener (Note 2, Note 11)	Attach		Type	Attach (Notes 6,7,8)	Base	Ply	Cap	
SC-112	Min. 22 ga., Type B, Grade 33 steel	0.5-inch DensDeck Prime or SECUROCK Gypsum Fiber Roof Board	Note 2 <i>(Drill-Tec 3 in. Ribbed Galvalume Plate (Flat) may be used)</i>	1 per 4.0 ft ²	GAF SA Vapor Retarder XL, self-adhering	One or more layers, base layer min. 1-inch thick, optional subsequent layer(s) min. 1.5-inch thick EnergyGuard Polyiso Insulation, EnergyGuard Ultra Polyiso Insulation (Optional) Min. 0.25-inch DensDeck Prime or SECUROCK Gypsum-Fiber Roof Board	LRF-M, LRF-XF or OB500	GAFGLAS Stratavent Perforated Venting Base Sheet	(Optional) One or more BP-AA, SBS-AA	SBS-AA	-45.0*
SC-113	Min. 22 ga., Type B, Grade 33 steel	0.5-inch DensDeck Prime or SECUROCK Gypsum Fiber Roof Board	Note 2 <i>(Drill-Tec 3 in. Ribbed Galvalume Plate (Flat) may be used)</i>	1 per 2.0 ft ²	Primer: GAF SA Primer Vapor Retarder: GAF SA Vapor Retarder, self-adhering	One or more layers, base layer min. 1-inch thick, optional subsequent layer(s) min. 1.5-inch thick EnergyGuard Polyiso Insulation, EnergyGuard Ultra Polyiso Insulation (Optional) Min. 0.25-inch DensDeck Prime or SECUROCK Gypsum-Fiber Roof Board	LRF-M, LRF-XF or OB500	GAFGLAS Stratavent Perforated Venting Base Sheet	(Optional) One or more BP-AA, SBS-AA	SBS-AA	-67.5
COLD-APPLIED SYSTEMS:											
SC-114	Min. 22 ga., Type B, Grade 33 steel	Min.0.5-inch SECUROCK Gypsum Fiber Roof Board	Note 2 <i>(Drill-Tec 3 in. Ribbed Galvalume Plate (Flat) may be used)</i>	1 per 2.7 ft ²	Liberty SBS Self-Adhering Cap Sheet	Min. 1.5-inch EnergyGuard RH followed by Min. 0.5-inch EnergyGuard RH HD Polyiso Insulation, EnergyGuard HD Polyiso Cover Board, EnergyGuard HD Plus Polyiso Cover Board	OB500	SBS-CA or SBS-CA1	None	SBS-CA or SBS-CA1	-45.0*
SC-115	Min. 22 ga., Type B, Grade 33 steel	0.5-inch DensDeck Prime or SECUROCK Gypsum Fiber Roof Board	Note 2 <i>(Drill-Tec 3 in. Ribbed Galvalume Plate (Flat) may be used)</i>	1 per 4.0 ft ²	Primer: GAF SA Primer or Matrix 307 Premium Asphalt Primer Vapor Retarder: GAF SA Vapor Retarder, self-adhering	One or more layers, base layer min. 1-inch thick, optional subsequent layer(s) min. 1.5-inch thick EnergyGuard RN (Optional) Min. 0.25-inch DensDeck Prime or SECUROCK Gypsum-Fiber Roof Board or min. 0.5-inch EnergyGuard HD Polyiso Cover Board or EnergyGuard HD Plus Polyiso Cover Board	LRF-M or OB500	SBS-CA1	None	SBS-CA1	-45.0*
SC-116	Min. 22 ga., Type B, Grade 33 steel	0.5-inch DensDeck Prime or SECUROCK Gypsum Fiber Roof Board	Note 2 <i>(Drill-Tec 3 in. Ribbed Galvalume Plate (Flat) may be used)</i>	1 per 4.0 ft ²	GAF SA Vapor Retarder XL, self-adhering	One or more layers, base layer min. 1-inch thick, optional subsequent layer(s) min. 1.5-inch thick EnergyGuard RN (Optional) Min. 0.25-inch DensDeck Prime or SECUROCK Gypsum-Fiber Roof Board or min. 0.5-inch EnergyGuard HD Polyiso Cover Board or EnergyGuard HD Plus Polyiso Cover Board	LRF-M or OB500	SBS-CA1	None	SBS-CA1	-45.0*

TABLE 2c: STEEL DECKS - NEW CONSTRUCTION, REROOF (TEAR-OFF)
SYSTEM TYPE B-2: MECHANICALLY ATTACHED THERMAL BARRIER, BONDED VAPOR BARRIER, BONDED TOP INSULATION, BONDED ROOF COVER

System No.	Deck (Note 1)	Thermal Barrier			Vapor Barrier	Insulation Layer(s)		Roof Cover (Note 15)			MDP (psf)
		Type	Fastener (Note 2, Note 11)	Attach		Type	Attach (Notes 6,7,8)	Base	Ply	Cap	
SC-117	Min. 22 ga., Type B, Grade 33 steel	0.5-inch DensDeck Prime or SECUROCK Gypsum Fiber Roof Board	Note 2 <i>(Drill-Tec 3 in. Ribbed Galvalume Plate (Flat) may be used)</i>	1 per 4.0 ft ²	Primer: GAF SA Primer or Matrix 307 Premium Asphalt Primer Vapor Retarder: GAF SA Vapor Retarder, self-adhering	One or more layers, base layer min. 1-inch thick, optional subsequent layer(s) min. 1.5-inch thick EnergyGuard Polyiso Insulation, EnergyGuard Ultra Polyiso Insulation (Optional) Min. 0.25-inch DensDeck Prime or SECUROCK Gypsum-Fiber Roof Board or min. 0.5-inch EnergyGuard HD Polyiso Cover Board or EnergyGuard HD Plus Polyiso Cover Board	LRF-M, LRF-XF or OB500	SBS-CA1	None	SBS-CA1	-45.0*
SC-118	Min. 22 ga., Type B, Grade 33 steel	0.5-inch DensDeck Prime or SECUROCK Gypsum Fiber Roof Board	Note 2 <i>(Drill-Tec 3 in. Ribbed Galvalume Plate (Flat) may be used)</i>	1 per 4.0 ft ²	GAF SA Vapor Retarder XL, self-adhering	One or more layers, base layer min. 1-inch thick, optional subsequent layer(s) min. 1.5-inch thick EnergyGuard Polyiso Insulation, EnergyGuard Ultra Polyiso Insulation (Optional) Min. 0.25-inch DensDeck Prime or SECUROCK Gypsum-Fiber Roof Board or min. 0.5-inch EnergyGuard HD Polyiso Cover Board or EnergyGuard HD Plus Polyiso Cover Board	LRF-M, LRF-XF or OB500	SBS-CA1	None	SBS-CA1	-45.0*
SC-119	Min. 22 ga., Type B, Grade 33 steel	0.5-inch DensDeck Prime or SECUROCK Gypsum Fiber Roof Board	Note 2 <i>(Drill-Tec 3 in. Ribbed Galvalume Plate (Flat) may be used)</i>	1 per 2.0 ft ²	Primer: GAF SA Primer Vapor Retarder: GAF SA Vapor Retarder, self-adhering	One or more layers, base layer min. 1-inch thick, optional subsequent layer(s) min. 1.5-inch thick EnergyGuard Polyiso Insulation, EnergyGuard Ultra Polyiso Insulation (Optional) Min. 0.25-inch DensDeck Prime or SECUROCK Gypsum-Fiber Roof Board or min. 0.5-inch EnergyGuard HD Polyiso Cover Board or EnergyGuard HD Plus Polyiso Cover Board	LRF-M, LRF-XF or OB500	SBS-CA1	None	SBS-CA1	-67.5
HYBRID HOT/COLD APPLIED SYSTEMS:											
SC-120	Min. 22 ga., Type B, Grade 33 steel	0.5-inch DensDeck Prime or SECUROCK Gypsum Fiber Roof Board	Note 2 <i>(Drill-Tec 3 in. Ribbed Galvalume Plate (Flat) may be used)</i>	1 per 4.0 ft ²	Primer: GAF SA Primer or Matrix 307 Premium Asphalt Primer Vapor Retarder: GAF SA Vapor Retarder, self-adhering	One or more layers, base layer min. 1-inch thick, optional subsequent layer(s) min. 1.5-inch thick EnergyGuard RN Min. 0.25-inch DensDeck Prime or SECUROCK Gypsum-Fiber Roof Board	LRF-M or OB500	BP-AA or SBS-AA	(Optional) BP-AA or SBS-AA	SBS-CA1	-45.0*
SC-121	Min. 22 ga., Type B, Grade 33 steel	0.5-inch DensDeck Prime or SECUROCK Gypsum Fiber Roof Board	Note 2 <i>(Drill-Tec 3 in. Ribbed Galvalume Plate (Flat) may be used)</i>	1 per 4.0 ft ²	GAF SA Vapor Retarder XL, self-adhering	One or more layers, base layer min. 1-inch thick, optional subsequent layer(s) min. 1.5-inch thick EnergyGuard RN Min. 0.25-inch DensDeck Prime or SECUROCK Gypsum-Fiber Roof Board	LRF-M or OB500	BP-AA or SBS-AA	(Optional) BP-AA or SBS-AA	SBS-CA1	-45.0*

TABLE 2c: STEEL DECKS - NEW CONSTRUCTION, REROOF (TEAR-OFF)
SYSTEM TYPE B-2: MECHANICALLY ATTACHED THERMAL BARRIER, BONDED VAPOR BARRIER, BONDED TOP INSULATION, BONDED ROOF COVER

System No.	Deck (Note 1)	Thermal Barrier			Vapor Barrier	Insulation Layer(s)		Roof Cover (Note 15)			MDP (psf)
		Type	Fastener (Note 2, Note 11)	Attach		Type	Attach (Notes 6,7,8)	Base	Ply	Cap	
SC-122	Min. 22 ga., Type B, Grade 33 steel	0.5-inch DensDeck Prime or SECUROCK Gypsum Fiber Roof Board	Note 2 <i>(Drill-Tec 3 in. Ribbed Galvalume Plate (Flat) may be used)</i>	1 per 4.0 ft ²	Primer: GAF SA Primer or Matrix 307 Premium Asphalt Primer Vapor Retarder: GAF SA Vapor Retarder, self-adhering	One or more layers, base layer min. 1-inch thick, optional subsequent layer(s) min. 1.5-inch thick EnergyGuard Polyiso Insulation, EnergyGuard Ultra Polyiso Insulation Min. 0.25-inch DensDeck Prime or SECUROCK Gypsum-Fiber Roof Board	LRF-M, LRF-XF or OB500	BP-AA or SBS-AA	(Optional) BP-AA or SBS-AA	SBS-CA1	-45.0*
SC-123	Min. 22 ga., Type B, Grade 33 steel	0.5-inch DensDeck Prime or SECUROCK Gypsum Fiber Roof Board	Note 2 <i>(Drill-Tec 3 in. Ribbed Galvalume Plate (Flat) may be used)</i>	1 per 4.0 ft ²	GAF SA Vapor Retarder XL, self-adhering	One or more layers, base layer min. 1-inch thick, optional subsequent layer(s) min. 1.5-inch thick EnergyGuard Polyiso Insulation, EnergyGuard Ultra Polyiso Insulation Min. 0.25-inch DensDeck Prime or SECUROCK Gypsum-Fiber Roof Board	LRF-M, LRF-XF or OB500	BP-AA or SBS-AA	(Optional) BP-AA or SBS-AA	SBS-CA1	-45.0*
SC-124	Min. 22 ga., Type B, Grade 33 steel	0.5-inch DensDeck Prime or SECUROCK Gypsum Fiber Roof Board	Note 2 <i>(Drill-Tec 3 in. Ribbed Galvalume Plate (Flat) may be used)</i>	1 per 2.0 ft ²	Primer: GAF SA Primer Vapor Retarder: GAF SA Vapor Retarder, self-adhering	One or more layers, base layer min. 1-inch thick, optional subsequent layer(s) min. 1.5-inch thick EnergyGuard Polyiso Insulation, EnergyGuard Ultra Polyiso Insulation Min. 0.25-inch DensDeck Prime or SECUROCK Gypsum-Fiber Roof Board	LRF-M, LRF-XF or OB500	BP-AA or SBS-AA	(Optional) BP-AA or SBS-AA	SBS-CA1	-67.5

**TABLE 2D: STEEL OR STRUCTURAL CONCRETE DECKS - NEW CONSTRUCTION, REROOF (TEAR-OFF) OR RECOVER
SYSTEM TYPE C-1: MECHANICALLY ATTACHED INSULATION, BONDED ROOF COVER**

System No.	Deck (Note 1)	Base Insulation Layer (Note 3, Note 13)	Top Insulation Layer			Roof Cover (Note 15)			MDP (psf)
			Type	Fastener (Note 2, Note 11)	Attach	Base Ply	Ply	Cap Ply	
CONVENTIONAL SYSTEMS:									
SC-125	Min. 22 ga., type B, Grade 33 steel or min. 2,500 psi structural concrete	One or more layers, any combination, loose laid	Min. 0.25-inch DensDeck Prime or SECUROCK Gypsum-Fiber Roof Board	Note 2	1 per 4.0 ft ²	SBS-TA or APP-TA	(Optional) SBS-TA or APP-TA	SBS-TA or APP-TA	-30.0*
SC-126	Min. 22 ga., type B, Grade 33 steel or min. 2,500 psi structural concrete	(Optional) One or more layers, any combination, loose laid	Min. 0.25-inch DensDeck Prime or SECUROCK Gypsum-Fiber Roof Board	Note 2	1 per 3.2 ft ²	SBS-TA or APP-TA	(Optional) SBS-TA or APP-TA	SBS-TA or APP-TA	-37.5*
SC-127	Min. 22 ga., type B, Grade 33 steel or min. 2,500 psi structural concrete	One or more layers, any combination, loose laid	Min. 0.625-inch DensDeck Prime or SECUROCK Gypsum-Fiber Roof Board	Note 2	1 per 4.0 ft ²	SBS-TA or APP-TA	(Optional) SBS-TA or APP-TA	SBS-TA or APP-TA	-45.0*
SC-128	Min. 22 ga., type B, Grade 33 steel or min. 2,500 psi structural concrete	One or more layers, any combination, loose laid	Min. 0.25-inch DensDeck Prime or SECUROCK Gypsum-Fiber Roof Board	Note 2	1 per 2.13 ft ²	SBS-TA or APP-TA	(Optional) SBS-TA or APP-TA	SBS-TA or APP-TA	-45.0*
SC-129	Min. 22 ga., type B, Grade 33 steel or min. 2,500 psi structural concrete	One or more layers, any combination, loose laid	Min. 0.5-inch DensDeck Prime or SECUROCK Gypsum-Fiber Roof Board	Note 2	1 per 3.2 ft ²	SBS-TA or APP-TA	(Optional) SBS-TA or APP-TA	SBS-TA or APP-TA	-45.0*
SC-130	Min. 22 ga., type B, Grade 33 steel or min. 2,500 psi structural concrete	One or more layers, any combination, loose laid	Min. 0.25-inch DensDeck, DensDeck Prime	Note 2	1 per 4.0 ft ²	BP-AA, SBS-AA	(Optional) BP-AA, SBS-AA	SBS-AA, SBS-TA, APP-TA	-45.0*
SC-131	Min. 22 ga., type B, Grade 33 steel or min. 2,500 psi structural concrete	One or more layers, any combination, loose laid	Min. 0.5-inch Structodek High Density Fiberboard Roof Insulation or Structodek High Density Fiberboard Roof Insulation	Note 2	1 per 2.0 ft ²	SBS-AA	(Optional) SBS-AA	SBS-AA, SBS-TA	-45.0*
SC-132	Min. 22 ga., type B, Grade 33 steel or min. 2,500 psi structural concrete	One or more layers, any combination, loose laid	Min. 0.25-inch SECUROCK Gypsum-Fiber Roof Board	Note 2	1 per 2.0 ft ²	BP-AA, SBS-AA, SBS-TA or APP-TA	(Optional) BP-AA, SBS-AA, SBS-TA or APP-TA	SBS-AA, SBS-TA or APP-TA	-45.0*
SC-133	Min. 22 ga., type B, Grade 33 steel or min. 2,500 psi structural concrete	One or more layers, any combination, loose laid	Min. 0.25-inch DensDeck Prime or SECUROCK Gypsum-Fiber Roof Board	Note 2	1 per 4.0 ft ²	BP-AA or SBS-AA	(Optional) BP-AA, SBS-AA, SBS-TA	SBS-AA, SBS-TA	-45.0*
SC-134	Min. 22 ga., type B, Grade 33 steel or min. 2,500 psi structural concrete	One or more layers, any combination, loose laid	Min. 0.25-inch SECUROCK Gypsum-Fiber Roof Board	Note 2	1 per 1.6 ft ²	SBS-AA, SBS-TA, APP-TA	(Optional) SBS-AA, SBS-TA, APP-TA	SBS-AA, SBS-TA, APP-TA	-52.5
SC-135	Min. 22 ga., type B, Grade 33 steel or min. 2,500 psi structural concrete	One or more layers, any combination, loose laid	Min. 0.25-inch DensDeck Prime	Note 2	1 per 1.45 ft ²	SBS-AA, SBS-TA, APP-TA	(Optional) SBS-AA, SBS-TA, APP-TA	SBS-AA, SBS-TA, APP-TA	-52.5

**TABLE 2D: STEEL OR STRUCTURAL CONCRETE DECKS - NEW CONSTRUCTION, REROOF (TEAR-OFF) OR RECOVER
SYSTEM TYPE C-1: MECHANICALLY ATTACHED INSULATION, BONDED ROOF COVER**

System No.	Deck (Note 1)	Base Insulation Layer (Note 3, Note 13)	Top Insulation Layer			Roof Cover (Note 15)			MDP (psf)
			Type	Fastener (Note 2, Note 11)	Attach	Base Ply	Ply	Cap Ply	
SC-136	Min. 22 ga., type B, Grade 33 steel or min. 2,500 psi structural concrete	One or more layers, any combination, loose laid	Min. 0.5-inch SECUROCK Gypsum-Fiber Roof Board	Note 2	1 per 1.8 ft ²	SBS-TA, APP-TA	(Optional) SBS-TA, APP-TA	SBS-TA, APP-TA	-52.5
SC-137	Min. 22 ga., type B, Grade 33 steel or min. 2,500 psi structural concrete	One or more layers, any combination, loose laid	Min. 0.5-inch SECUROCK Gypsum-Fiber Roof Board	Note 2 (#14 only)	1 per 1.8 ft ²	BP-AA, SBS-AA	(Optional) BP-AA, SBS-AA, SBS-TA or APP-TA	SBS-AA, SBS-TA or APP-TA	-60.0
SC-138	Min. 22 ga., type B, Grade 33 steel or min. 2,500 psi structural concrete	One or more layers, any combination, loose laid	Min. 0.25-inch DensDeck Prime or SECUROCK Gypsum-Fiber Roof Board	Note 2	1 per 1.3 ft ²	SBS-TA, APP-TA	(Optional) SBS-TA, APP-TA	SBS-TA, APP-TA	-60.0
SC-139	Min. 22 ga., type B, Grade 33 steel or min. 2,500 psi structural concrete	One or more layers, any combination, loose laid	Min. 0.5-inch DensDeck Prime or SECUROCK Gypsum-Fiber Roof Board	Note 2	1 per 2.0 ft ²	BP-AA or SBS-AA	(Optional) BP-AA, SBS-AA, SBS-TA	SBS-AA, SBS-TA	-60.0
SC-140	Min. 22 ga., type B, Grade 33 steel or min. 2,500 psi structural concrete	One or more layers, any combination, loose laid	Min. 0.5-inch Structodek High Density Fiberboard Roof Insulation	Note 2	1 per 1.0 ft ²	SBS-AA	(Optional) SBS-AA or SBS-TA	SBS-AA, SBS-TA	-67.5
SC-141	Min. 22 ga., type B, Grade 40 steel or min. 2,500 psi structural concrete	One or more layers, any combination, loose laid	Min. 0.25-inch DensDeck Prime	Note 2	1 per 1.45 ft ²	SBS-TA	(Optional) SBS-TA	SBS-TA	-67.5
SC-142	Min. 22 ga., Type B, Grade 33 steel or min. 2,500 psi structural concrete	One or more layers, any combination, loose laid	Min. 0.375-inch SECUROCK Gypsum-Fiber Roof Board	Note 2	1 per 1.3 ft ²	SBS-TA, APP-TA	(Optional) SBS-TA, APP-TA	SBS-TA, APP-TA	-67.5
SC-143	Min. 22 ga., type B, Grade 40 steel or min. 2,500 psi structural concrete	One or more layers, any combination, loose laid	Min. 0.25-inch SECUROCK Gypsum-Fiber Roof Board	Note 2	1 per 1.45 ft ²	SBS-TA	(Optional) SBS-TA	SBS-TA	-75.0
SC-144	Min. 22 ga., type B, Grade 33 steel or min. 2,500 psi structural concrete	One or more layers, any combination, loose laid	Min. 0.5-inch DensDeck Prime or SECUROCK Gypsum-Fiber Roof Board	Note 2	1 per 1.6 ft ²	BP-AA or SBS-AA	(Optional) BP-AA, SBS-AA, SBS-TA	SBS-AA, SBS-TA	-82.5
SC-145	Min. 20 ga., type B, Grade 33 steel, min. 22 ga., type B, Grade 80 steel or min. 2,500 psi structural concrete	One or more layers, any combination, loose laid	Min. 0.5-inch DensDeck Prime or SECUROCK Gypsum-Fiber Roof Board	Note 2	1 per 1.6 ft ²	BP-AA or SBS-AA	(Optional) BP-AA, SBS-AA, SBS-TA	SBS-AA, SBS-TA	-90.0

**TABLE 2D: STEEL OR STRUCTURAL CONCRETE DECKS - NEW CONSTRUCTION, REROOF (TEAR-OFF) OR RECOVER
SYSTEM TYPE C-1: MECHANICALLY ATTACHED INSULATION, BONDED ROOF COVER**

System No.	Deck (Note 1)	Base Insulation Layer (Note 3, Note 13)	Top Insulation Layer			Roof Cover (Note 15)			MDP (psf)
			Type	Fastener (Note 2, Note 11)	Attach	Base Ply	Ply	Cap Ply	
SC-146	Min. 20 ga., type B, Grade 33 steel or min. 22 ga., type B, Grade 80 steel or min. 2,500 psi structural concrete	One or more layers, any combination, loose laid	Min. 0.5-inch DensDeck Prime	Note 2	1 per 1.0 ft ²	SBS-TA, APP-TA	(Optional) SBS-TA, APP-TA	SBS-TA, APP-TA	-90.0
SC-147	Min. 22 ga., type B, Grade 33 steel or min. 2,500 psi structural concrete	One or more layers, any combination, loose laid	Min. 0.5-inch SECUROCK Gypsum-Fiber Roof Board	Note 2	1 per 1.0 ft ²	SBS-TA, APP-TA	(Optional) SBS-TA, APP-TA	SBS-TA, APP-TA	-97.5
SC-148	Min. 20 ga., type B, Grade 33 steel, min. 22 ga., type B, Grade 80 steel or min. 2,500 psi structural concrete	One or more layers, any combination, loose laid	Min. 0.5-inch DensDeck Prime or SECUROCK Gypsum-Fiber Roof Board	Note 2	1 per 1.45 ft ²	BP-AA or SBS-AA	(Optional) BP-AA, SBS-AA, SBS-TA	SBS-AA, SBS-TA	-97.5
SC-149	Min. 22 ga., type B, Grade 33 steel or min. 2,500 psi structural concrete	One or more layers, any combination, loose laid	Min. 0.5-inch DensDeck Prime	Note 2 (#14 only)	1 per 1.0 ft ²	SBS-TA, APP-TA	(Optional) SBS-TA, APP-TA	SBS-TA, APP-TA	-105.0
SC-150	Min. 22 ga., type B, Grade 33 steel or min. 2,500 psi structural concrete	One or more layers, any combination, loose laid	Min. 0.5-inch SECUROCK Gypsum-Fiber Roof Board	Note 2 (#14 only)	1 per 1.0 ft ²	APP-TA	(Optional) APP-TA	APP-TA	-105.0
SC-151	Min. 22 ga., type B, Grade 33 steel or min. 2,500 psi structural concrete	Optional BP-AA or SBS-AA vapor barrier over concrete deck. One or more layers, any combination, loose laid	Min. 0.5-inch SECUROCK Gypsum-Fiber Roof Board	Note 2 (#14 only)	1 per 1.0 ft ²	SBS-TA	(Optional) SBS-TA	SBS-TA	-120.0
SC-152	Min. 22 ga., type B, Grade 80 steel or min. 2,500 psi structural concrete	One or more layers, any combination, loose laid	Min. 0.5-inch DensDeck Prime	Note 2	1 per 1.0 ft ²	SBS-TA	(Optional) SBS-TA	SBS-TA	-127.5
SELF-ADHERING BASE PLY:									
SC-153	Min. 22 ga., type B, Grade 33 steel or min. 2,500 psi structural concrete	One or more layers, any combination, loose laid	Min. 0.25-inch SECUROCK Gypsum-Fiber Roof Board	Note 2	1 per 3.2 ft ²	SBS-SA	(Optional) SBS-SA, SBS-TA, APP-TA	SBS-SA, SBS-TA, APP-TA	-30.0*
SC-154	Min. 22 ga., type B, Grade 33 steel or min. 2,500 psi structural concrete	(Optional) One or more layers, any combination, loose laid	Min. 2.0-inch EnergyGuard RA, EnergyGuard RH, EnergyGuard RN or EnergyGuard Ultra	Note 2	1 per 4.0 ft ²	SBS-SA	(Optional) SBS-SA, SBS-TA, APP-TA	SBS-SA, SBS-TA, APP-TA	-37.5*

**TABLE 2D: STEEL OR STRUCTURAL CONCRETE DECKS - NEW CONSTRUCTION, REROOF (TEAR-OFF) OR RECOVER
SYSTEM TYPE C-1: MECHANICALLY ATTACHED INSULATION, BONDED ROOF COVER**

System No.	Deck (Note 1)	Base Insulation Layer (Note 3, Note 13)	Top Insulation Layer			Roof Cover (Note 15)			MDP (psf)
			Type	Fastener (Note 2, Note 11)	Attach	Base Ply	Ply	Cap Ply	
SC-155	Min. 22 ga., type B, Grade 33 steel or min. 2,500 psi structural concrete	(Optional) One or more layers, any combination, loose laid	Min. 2-inch EnergyGuard Polyiso Insulation, EnergyGuard Ultra, EnergyGuard RA, EnergyGuard RH, EnergyGuard RN	Note 2	1 per 4.0 ft ²	SBS-SA	(Optional) SBS-TA, APP-TA	SBS-TA, APP-TA	-37.5*
SC-156	Min. 22 ga., type B, Grade 33 steel or min. 2,500 psi structural concrete	One or more layers, any combination, loose laid	Min. 0.375-inch SECUROCK Gypsum-Fiber Roof Board or SECUROCK Ultralight Coated Glass-Mat Roof Board	Note 2	1 per 2.7 ft ²	SBS-SA	(Optional) SBS-SA, SBS-TA, APP-TA	SBS-SA, SBS-TA, APP-TA	-45.0*
SC-157	Min. 22 ga., type B, Grade 33 steel or min. 2,500 psi structural concrete	One or more layers, any combination, loose laid	Min. 0.25-inch SECUROCK Gypsum-Fiber Roof Board	Note 2	1 per 2.0 ft ²	SBS-SA	(Optional) SBS-TA or APP-TA	SBS-TA or APP-TA	-45.0*
SC-158	Min. 22 ga., Type B, Grade 33 steel or min. 2,500 psi structural concrete	One or more layers, any combination, loose laid	Min. 0.5-inch EnergyGuard RH HD Polyiso Insulation, EnergyGuard HD Polyiso Cover Board, EnergyGuard HD Plus Polyiso Cover Board	Note 2	1 per 2.0 ft ²	SBS-SA	(Optional) SBS-TA, APP-TA	SBS-TA, APP-TA	-45.0*
SC-159	Min. 22 ga., type B, Grade 33 steel or min. 2,500 psi structural concrete	(Optional) One or more layers, any combination, loose laid	Min. 1.5-inch EnergyGuard RA, EnergyGuard RH, EnergyGuard RN or EnergyGuard Ultra	Note 2	1 per 2.0 ft ²	SBS-SA	(Optional) SBS-SA	SBS-SA	-45.0*
SC-160	Min. 22 ga., type B, Grade 33 steel or min. 2,500 psi structural concrete	(Optional) One or more layers, any combination, loose laid	Min. 1.5-inch EnergyGuard Polyiso Insulation, EnergyGuard Ultra, EnergyGuard RA, EnergyGuard RH, EnergyGuard RN	Note 2	1 per 2.0 ft ²	SBS-SA	(Optional) SBS-TA, APP-TA	SBS-TA, APP-TA	-45.0*
SC-161	Min. 22 ga., type B, Grade 33 steel or min. 2,500 psi structural concrete	(Optional) One or more layers, any combination, loose laid	Min. 2.0-inch EnergyGuard Polyiso Insulation, EnergyGuard Ultra, EnergyGuard RA, EnergyGuard RH, EnergyGuard RN	Note 2	1 per 3.2 ft ²	SBS-SA	(Optional) SBS-TA, APP-TA	SBS-TA, APP-TA	-45.0*
SC-162	Min. 22 ga., type B, Grade 33 steel or min. 2,500 psi structural concrete	(Optional) One or more layers, any combination, loose laid	Min. 2.0-inch EnergyGuard RA, EnergyGuard RH, EnergyGuard RN or EnergyGuard Ultra	Note 2	1 per 2.0 ft ²	SBS-SA	(Optional) SBS-SA	SBS-SA	-45.0*
SC-163	Min. 22 ga., type B, Grade 33 steel or min. 2,500 psi structural concrete	One or more layers, any combination, loose laid	Min. 0.25-inch SECUROCK Gypsum-Fiber Roof Board	Note 2	1 per 1.6 ft ²	SBS-SA	(Optional) SBS-TA or APP-TA	SBS-TA or APP-TA	-52.5
SC-164	Min. 22 ga., type B, Grade 33 steel or min. 2,500 psi structural concrete	One or more layers, any combination, loose laid	Min. 0.5-inch SECUROCK Gypsum-Fiber Roof Board	Note 2	1 per 1.8 ft ²	SBS-SA	(Optional) SBS-TA or APP-TA	SBS-TA or APP-TA	-52.5
SC-165	Min. 22 ga., type B, Grade 33 steel or min. 2,500 psi structural concrete	One or more layers, any combination, loose laid	Min. 0.25-inch SECUROCK Ultralight Coated Glass-Mat Roof Board	Note 2	1 per 1.3 ft ²	SBS-SA	(Optional) SBS-TA or APP-TA	SBS-TA or APP-TA	-52.5

**TABLE 2D: STEEL OR STRUCTURAL CONCRETE DECKS - NEW CONSTRUCTION, REROOF (TEAR-OFF) OR RECOVER
SYSTEM TYPE C-1: MECHANICALLY ATTACHED INSULATION, BONDED ROOF COVER**

System No.	Deck (Note 1)	Base Insulation Layer (Note 3, Note 13)	Top Insulation Layer			Roof Cover (Note 15)			MDP (psf)
			Type	Fastener (Note 2, Note 11)	Attach	Base Ply	Ply	Cap Ply	
SC-166	Min. 22 ga., type B, Grade 50 steel or min. 2,500 psi structural concrete	(Optional) One or more layers, any combination, loose laid	Min. 1.5-inch EnergyGuard Polyiso Insulation	Note 2	1 per 1.8 ft ²	SBS-SA	(Optional) SBS-TA	SBS-TA	-60.0
SC-167	Min. 22 ga., type B, Grade 33 steel or min. 2,500 psi structural concrete	(Optional) One or more layers, any combination, loose laid	Min. 1.5-inch EnergyGuard RA, EnergyGuard RH, EnergyGuard RN or EnergyGuard Ultra	Note 2	1 per 1.3 ft ²	SBS-SA	(Optional) SBS-TA, APP-TA	SBS-TA, APP-TA	-60.0
SC-168	Min. 22 ga., type B, Grade 33 steel or min. 2,500 psi structural concrete	(Optional) One or more layers, any combination, loose laid	Min. 2.0-inch EnergyGuard RA, EnergyGuard RH, EnergyGuard RN or EnergyGuard Ultra	Note 2	1 per 1.45 ft ²	SBS-SA	(Optional) SBS-TA, APP-TA	SBS-TA, APP-TA	-60.0
SC-169	Min. 22 ga., type B, Grade 33 steel or min. 2,500 psi structural concrete	(Optional) One or more layers, any combination, loose laid	Min. 2-inch EnergyGuard Polyiso Insulation, EnergyGuard Ultra	Note 2	1 per 1.8 ft ²	SBS-SA	(Optional) SBS-TA, APP-TA	SBS-TA, APP-TA	-60.0
SC-170	Min. 22 ga., type B, Grade 33 steel or min. 2,500 psi structural concrete	One or more layers, any combination, loose laid	Min. 0.25-inch DensDeck Prime or SECUROCK Gypsum-Fiber Roof Board	Note 2	1 per 1.3 ft ²	SBS-SA	(Optional) SBS-TA or APP-TA	SBS-TA or APP-TA	-60.0
SC-171	Min. 22 ga., type B, Grade 33 steel or min. 2,500 psi structural concrete	One or more layers, any combination, loose laid	Min. 0.5-inch SECUROCK Gypsum-Fiber Roof Board	Note 2 (#14 only)	1 per 1.8 ft ²	SBS-SA	(Optional) SBS-TA or APP-TA	SBS-TA or APP-TA	-60.0
SC-172	Min. 22 ga., Type B, Grade 33 steel or min. 2,500 psi structural concrete	(Optional) One or more layers, any combination, loose laid	Min. 1.5-inch EnergyGuard Polyiso Insulation, EnergyGuard Ultra	Note 2	1 per 1.3 ft ²	SBS-SA	(Optional) SBS-TA, APP-TA	SBS-TA, APP-TA	-67.5
SC-173	Min. 22 ga., Type B, Grade 33 steel or min. 2,500 psi structural concrete	One or more layers, any combination, loose laid	Min. 0.375-inch SECUROCK Gypsum-Fiber Roof Board	Note 2	1 per 1.3 ft ²	SBS-SA	(Optional) SBS-TA, APP-TA	SBS-TA, APP-TA	-67.5
VENTING SYSTEMS:									
SC-174	Min. 22 ga., type B, Grade 33 steel or min. 2,500 psi structural concrete	(Optional) One or more layers, any combination, loose laid	Min. 2-inch EnergyGuard Polyiso Insulation, EnergyGuard Ultra	Note 2	1 per 4.0 ft ²	GAFGLAS Stratavent Perforated Venting Base Sheet	(Optional) One or more BP-AA, SBS-AA	SBS-AA	-37.5*
SC-175	Min. 22 ga., type B, Grade 33 steel or min. 2,500 psi structural concrete	(Optional) One or more layers, any combination, loose laid	Min. 1.5-inch EnergyGuard Polyiso Insulation	Note 2	1 per 2.0 ft ²	GAFGLAS Stratavent Perforated Venting Base Sheet	(Optional) One or more BP-AA, SBS-AA	SBS-AA	-45.0*
SC-176	Min. 22 ga., type B, Grade 33 steel or min. 2,500 psi structural concrete	(Optional) One or more layers, any combination, loose laid	Min. 1.5-inch EnergyGuard RA, EnergyGuard RH, EnergyGuard RN	Note 2	1 per 2.0 ft ²	GAFGLAS Stratavent Perforated Venting Base Sheet	(Optional) One or more BP-AA, SBS-AA	SBS-AA	-45.0*

**TABLE 2D: STEEL OR STRUCTURAL CONCRETE DECKS - NEW CONSTRUCTION, REROOF (TEAR-OFF) OR RECOVER
SYSTEM TYPE C-1: MECHANICALLY ATTACHED INSULATION, BONDED ROOF COVER**

System No.	Deck (Note 1)	Base Insulation Layer (Note 3, Note 13)	Top Insulation Layer			Roof Cover (Note 15)			MDP (psf)
			Type	Fastener (Note 2, Note 11)	Attach	Base Ply	Ply	Cap Ply	
SC-177	Min. 22 ga., type B, Grade 33 steel or min. 2,500 psi structural concrete	(Optional) One or more layers, any combination, loose laid	Min. 2.0-inch EnergyGuard RH	Note 2	1 per 2.9 ft ²	GAFGLAS Stratavent Perforated Venting Base Sheet	(Optional) One or more BP-AA, SBS-AA	SBS-AA	-45.0*
SC-178	Min. 22 ga., type B, Grade 33 steel or min. 2,500 psi structural concrete	(Optional) One or more layers, any combination, loose laid	Min. 1.5-inch EnergyGuard Ultra	Note 2	1 per 3.2 ft ²	GAFGLAS Stratavent Perforated Venting Base Sheet	(Optional) One or more BP-AA, SBS-AA	SBS-AA	-45.0*
SC-179	Min. 22 ga., type B, Grade 33 steel or min. 2,500 psi structural concrete	(Optional) One or more layers, any combination, loose laid	Min. 2.5-inch EnergyGuard RA	Note 2	1 per 4.0 ft ²	GAFGLAS Stratavent Perforated Venting Base Sheet	BP-AA, SBS-AA	SBS-AA	-45.0*
SC-180	Min. 22 ga., type B, Grade 33 steel or min. 2,500 psi structural concrete	(Optional) One or more layers, any combination, loose laid	Min. 3-inch EnergyGuard RH, EnergyGuard RN	Note 2	1 per 3.2 ft ²	GAFGLAS Stratavent Perforated Venting Base Sheet	(Optional) One or more BP-AA, SBS-AA	SBS-AA	-45.0*
SC-181	Min. 22 ga., type B, Grade 33 steel or min. 2,500 psi structural concrete	(Optional) One or more layers, any combination, loose laid	Min. 3-inch EnergyGuard Polyiso Insulation	Note 2	1 per 3.2 ft ²	GAFGLAS Stratavent Perforated Venting Base Sheet	(Optional) One or more BP-AA, SBS-AA	SBS-AA	-45.0*
SC-182	Min. 22 ga., type B, Grade 33 steel or min. 2,500 psi structural concrete	(Optional) One or more layers, any combination, loose laid	Min. 3-inch EnergyGuard Polyiso Insulation	Note 2	1 per 4.0 ft ²	GAFGLAS Stratavent Perforated Venting Base Sheet	One or more BP-AA, SBS-AA	SBS-AA	-45.0*
SC-183	Min. 22 ga., type B, Grade 33 steel or min. 2,500 psi structural concrete	(Optional) One or more layers, any combination, loose laid	Min. 1.5-inch EnergyGuard Polyiso Insulation	Note 2	1 per 2.0 ft ²	GAFGLAS Stratavent Perforated Venting Base Sheet	(Optional) One or more BP-AA, SBS-AA	SBS-AA	-52.5
SC-184	Min. 22 ga., type B, Grade 33 steel or min. 2,500 psi structural concrete	(Optional) One or more layers, any combination, loose laid	Min. 2-inch EnergyGuard RH	Note 2	1 per 2.0 ft ²	GAFGLAS Stratavent Perforated Venting Base Sheet	(Optional) One or more BP-AA, SBS-AA	SBS-AA	-52.5
SC-185	Min. 22 ga., type B, Grade 50 steel or min. 2,500 psi structural concrete	(Optional) One or more layers, any combination, loose laid	Min. 1.5-inch EnergyGuard Polyiso Insulation	Note 2	1 per 1.8 ft ²	GAFGLAS Stratavent Perforated Venting Base Sheet	(Optional) One or more BP-AA, SBS-AA	SBS-AA	-60.0
SC-186	Min. 22 ga., type B, Grade 33 steel or min. 2,500 psi structural concrete	(Optional) One or more layers, any combination, loose laid	Min. 2.0-inch EnergyGuard Ultra	Note 2	1 per 2.0 ft ²	GAFGLAS Stratavent Perforated Venting Base Sheet	(Optional) One or more BP-AA, SBS-AA	SBS-AA	-60.0
SC-187	Min. 22 ga., type B, Grade 33 steel or min. 2,500 psi structural concrete	(Optional) One or more layers, any combination, loose laid	Min. 2-inch EnergyGuard Polyiso Insulation	Note 2	1 per 2.0 ft ²	GAFGLAS Stratavent Perforated Venting Base Sheet	(Optional) One or more BP-AA, SBS-AA	SBS-AA	-60.0

**TABLE 2D: STEEL OR STRUCTURAL CONCRETE DECKS - NEW CONSTRUCTION, REROOF (TEAR-OFF) OR RECOVER
SYSTEM TYPE C-1: MECHANICALLY ATTACHED INSULATION, BONDED ROOF COVER**

System No.	Deck (Note 1)	Base Insulation Layer (Note 3, Note 13)	Top Insulation Layer			Roof Cover (Note 15)			MDP (psf)
			Type	Fastener (Note 2, Note 11)	Attach	Base Ply	Ply	Cap Ply	
SC-188	Min. 22 ga., type B, Grade 33 steel or min. 2,500 psi structural concrete	(Optional) One or more layers, any combination, loose laid	Min. 2-inch EnergyGuard RA, EnergyGuard RH, EnergyGuard RN	Note 2	1 per 1.45 ft ²	GAFGLAS Stratavent Perforated Venting Base Sheet	(Optional) One or more BP-AA, SBS-AA	SBS-AA	-67.5
SC-189	Min. 22 ga., type B, Grade 33 steel or min. 2,500 psi structural concrete	(Optional) One or more layers, any combination, loose laid	Min. 3-inch EnergyGuard RH, EnergyGuard RN	Note 2	1 per 1.6 ft ²	GAFGLAS Stratavent Perforated Venting Base Sheet	(Optional) One or more BP-AA, SBS-AA	SBS-AA	-67.5
SC-190	Min. 22 ga., type B, Grade 33 steel or min. 2,500 psi structural concrete	(Optional) One or more layers, any combination, loose laid	Min. 2-inch EnergyGuard Polyiso Insulation	Note 2	1 per 1.45 ft ²	GAFGLAS Stratavent Perforated Venting Base Sheet	(Optional) One or more BP-AA, SBS-AA	SBS-AA	-75.0
SC-191	Min. 22 ga., type B, Grade 33 steel or min. 2,500 psi structural concrete	(Optional) One or more layers, any combination, loose laid	Min. 2.0-inch EnergyGuard Ultra	Note 2	1 per 1.45 ft ²	GAFGLAS Stratavent Perforated Venting Base Sheet	(Optional) One or more BP-AA, SBS-AA	SBS-AA	-75.0
SC-192	Min. 22 ga., type B, Grade 33 steel or min. 2,500 psi structural concrete	(Optional) One or more layers, any combination, loose laid	Min. 2-inch EnergyGuard Polyiso Insulation or EnergyGuard RH	Note 2	1 per 1.45 ft ²	GAFGLAS Stratavent Perforated Venting Base Sheet	(Optional) One or more BP-AA, SBS-AA	SBS-AA (ASTM D6164, polyester only)	-82.5
SC-193	Min. 22 ga., type B, Grade 33 steel or min. 2,500 psi structural concrete	(Optional) One or more layers, any combination, loose laid	Min. 3-inch EnergyGuard Polyiso Insulation	Note 2	1 per 1.6 ft ²	GAFGLAS Stratavent Perforated Venting Base Sheet	(Optional) One or more BP-AA, SBS-AA	SBS-AA	-82.5
SC-194	Min. 22 ga., type B, Grade 33 steel or min. 2,500 psi structural concrete	One or more layers, any combination, loose laid	Min. 0.25-inch DensDeck	Note 2	1 per 1.0 ft ²	GAFGLAS Stratavent Perforated Venting Base Sheet	(Optional) One or more BP-AA, SBS-AA	SBS-AA	-82.5
SC-195	Min. 22 ga., type B, Grade 33 steel or min. 2,500 psi structural concrete	One or more layers, any combination, loose laid	Min. 0.25-inch DensDeck Prime or SECUROCK Gypsum-Fiber Roof Board	Note 2	1 per 1.0 ft ²	GAFGLAS Stratavent Perforated Venting Base Sheet	(Optional) One or more BP-AA, SBS-AA	SBS-AA	-97.5
COLD-APPLIED SYSTEMS:									
SC-196	Min. 22 ga., type B, Grade 33 steel or min. 2,500 psi structural concrete	One or more layers, any combination, loose laid	Min. 0.5-inch Structodek High Density Fiberboard Roof Insulation	Note 2	1 per 2.0 ft ²	BP-CA	None	SBS-CA	-45.0*
SC-197	Min. 22 ga., type B, Grade 33 steel or min. 2,500 psi structural concrete	One or more layers, any combination, loose laid	Min. 0.25-inch SECUROCK Gypsum-Fiber Roof Board	Note 2	1 per 4.0 ft ²	SBS-CA	None	SBS-CA	-45.0*

**TABLE 2D: STEEL OR STRUCTURAL CONCRETE DECKS - NEW CONSTRUCTION, REROOF (TEAR-OFF) OR RECOVER
SYSTEM TYPE C-1: MECHANICALLY ATTACHED INSULATION, BONDED ROOF COVER**

System No.	Deck (Note 1)	Base Insulation Layer (Note 3, Note 13)	Top Insulation Layer			Roof Cover (Note 15)			MDP (psf)
			Type	Fastener (Note 2, Note 11)	Attach	Base Ply	Ply	Cap Ply	
SC-198	Min. 22 ga., type B, Grade 33 steel or min. 2,500 psi structural concrete	(Optional) One or more layers, any combination, loose laid	Min. 1.5-inch EnergyGuard RH, EnergyGuard RN, EnergyGuard Polyiso Insulation	Note 2	1 per 2.0 ft ²	SBS-CA1	None	SBS-CA1	-45.0*
SC-199	Min. 22 ga., type B, Grade 33 steel or min. 2,500 psi structural concrete	(Optional) One or more layers, any combination, loose laid	Min. 2-inch EnergyGuard RH, EnergyGuard RN, EnergyGuard Polyiso Insulation	Note 2	1 per 2.9 ft ²	SBS-CA1	None	SBS-CA1	-45.0*
SC-200	Min. 22 ga., type B, Grade 33 steel or min. 2,500 psi structural concrete	One or more layers, any combination, loose laid	Min. 0.25-inch DensDeck Prime or SECUROCK Gypsum-Fiber Roof Board	Note 2	1 per 2.0 ft ²	SBS-CA1	None	SBS-CA1	-45.0*
SC-201	Min. 22 ga., Type B, Grade 33 steel or min. 2,500 psi structural concrete	One or more layers, any combination, min. 1.5-inch	Min. 0.5-inch EnergyGuard RH HD Polyiso Insulation, EnergyGuard HD Polyiso Cover Board, EnergyGuard HD Plus Polyiso Cover Board	Note 2	1 per 2.0 ft ²	SBS-CA or SBS-CA1	None	SBS-CA or SBS-CA1	-45.0*
SC-202	Min. 22 ga., Type B, Grade 33 steel or min. 2,500 psi structural concrete	One or more layers, any combination, loose laid	Min. 0.25-inch SECUROCK Gypsum-Fiber Roof Board	Note 2 (AccuTrac Flat Plate only)	1 per 1.3 ft ²	SBS-CA1	None	SBS-CA1	-52.5
SC-203	Min. 22 ga., type B, Grade 50 steel or min. 2,500 psi structural concrete	(Optional) One or more layers, any combination, loose laid	Min. 1.5-inch EnergyGuard Polyiso Insulation	Note 2	1 per 1.8 ft ²	SBS-CA1	None	SBS-CA1	-60.0
SC-204	Min. 22 ga., Type B, Grade 33 steel or min. 2,500 psi structural concrete	(Optional) One or more layers, any combination, loose laid	Min. 1.5-inch EnergyGuard RA, EnergyGuard RH, EnergyGuard RN, EnergyGuard Polyiso Insulation, EnergyGuard Ultra	Note 2	1 per 1.3 ft ²	SBS-CA1	None	SBS-CA1	-67.5
SC-205	Min. 22 ga., Type B, Grade 33 steel or min. 2,500 psi structural concrete	(Optional) One or more layers, any combination, loose laid	Min. 2-inch EnergyGuard Polyiso Insulation, EnergyGuard Ultra	Note 2	1 per 1.8 ft ²	SBS-CA1	None	SBS-CA1	-67.5
SC-206	Min. 22 ga., Type B, Grade 33 steel or min. 2,500 psi structural concrete	One or more layers, any combination, loose laid	Min. 0.375-inch SECUROCK Gypsum-Fiber Roof Board	Note 2	1 per 1.3 ft ²	SBS-CA1	None	SBS-CA1	-67.5
HYBRID HOT/COLD-APPLIED SYSTEMS:									
SC-207	Min. 22 ga., type B, Grade 33 steel or min. 2,500 psi structural concrete	One or more layers, any combination, loose laid	Min. 0.25-inch DensDeck Prime or SECUROCK Gypsum-Fiber Roof Board	Note 2	1 per 4.0 ft ²	BP-AA or SBS-AA	(Optional) BP-AA or SBS-AA	SBS-CA1	-45.0*

**TABLE 2D: STEEL OR STRUCTURAL CONCRETE DECKS - NEW CONSTRUCTION, REROOF (TEAR-OFF) OR RECOVER
SYSTEM TYPE C-1: MECHANICALLY ATTACHED INSULATION, BONDED ROOF COVER**

System No.	Deck (Note 1)	Base Insulation Layer (Note 3, Note 13)	Top Insulation Layer			Roof Cover (Note 15)			MDP (psf)
			Type	Fastener (Note 2, Note 11)	Attach	Base Ply	Ply	Cap Ply	
SC-208	Min. 22 ga., Type B, Grade 33 steel or min. 2,500 psi structural concrete	One or more layers, any combination, loose laid	Min. 0.25-inch SECUROCK Gypsum-Fiber Roof Board	Note 2 (AccuTrac Flat Plate)	1 per 1.3 ft ²	BP-AA or SBS-AA	(Optional) BP-AA or SBS-AA	SBS-CA1	-52.5
SC-209	Min. 22 ga., type B, Grade 33 steel or min. 2,500 psi structural concrete	One or more layers, any combination, loose laid	Min. 0.5-inch DensDeck Prime or SECUROCK Gypsum-Fiber Roof Board	Note 2	1 per 2.0 ft ²	BP-AA or SBS-AA	(Optional) BP-AA or SBS-AA	SBS-CA1	-60.0
SC-210	Min. 22 ga., type B, Grade 33 steel or min. 2,500 psi structural concrete	One or more layers, any combination, loose laid	Min. 0.5-inch DensDeck Prime or SECUROCK Gypsum-Fiber Roof Board	Note 2	1 per 1.6 ft ²	BP-AA or SBS-AA	(Optional) BP-AA or SBS-AA	SBS-CA1	-82.5
SC-211	Min. 20 ga., type B, Grade 33 steel, min. 22 ga., type B, Grade 80 steel or min. 2,500 psi structural concrete	One or more layers, any combination, loose laid	Min. 0.5-inch DensDeck Prime or SECUROCK Gypsum-Fiber Roof Board	Note 2	1 per 1.6 ft ²	BP-AA or SBS-AA	(Optional) BP-AA or SBS-AA	SBS-CA1	-90.0
SC-212	Min. 20 ga., type B, Grade 33 steel, min. 22 ga., type B, Grade 80 steel or min. 2,500 psi structural concrete	One or more layers, any combination, loose laid	Min. 0.5-inch DensDeck Prime or SECUROCK Gypsum-Fiber Roof Board	Note 2	1 per 1.45 ft ²	BP-AA or SBS-AA	(Optional) BP-AA or SBS-AA	SBS-CA1	-97.5

TABLE 2E: STEEL OR STRUCTURAL CONCRETE DECKS - NEW CONSTRUCTION, REROOF (TEAR-OFF) OR RECOVER
SYSTEM TYPE C-1A: THERMAL BARRIER WITH VAPOR BARRIER, MECHANICALLY ATTACHED INSULATION, BONDED ROOF COVER

System No.	Deck (Note 1)	Base Insulation Layer	Top Insulation Layer			Roof Cover (Note 15)			MDP (psf)
			Type	Fasten (Note 2, Note 11)	Attach	Base Ply	Ply	Cap Ply	
SELF-ADHERING BASE PLY:									
SC-213	Min. 22 ga., Type B, Grade 33 steel or min. 2,500 psi structural concrete	Min. 0.625-inch DensDeck Prime or min. 0.5-inch SECUROCK Gypsum-Fiber Roof Board, loose-laid, covered with GAF SA Vapor Retarder or GAF SA Vapor Retarder XL, self-adhered	Min. 1.5-inch EnergyGuard RH, loose laid, followed by min. 0.5-inch EnergyGuard RH HD Polyiso Insulation, EnergyGuard HD Polyiso Cover Board, EnergyGuard HD Plus Polyiso Cover Board	Note 2	1 per 2.0 ft ²	SBS-SA	(Optional) SBS-TA, APP-TA	SBS-TA, APP-TA	-45.0*
COLD-APPLIED BASE PLY:									
SC-214	Min. 22 ga., Type B, Grade 33 steel or min. 2,500 psi structural concrete	Min. 0.625-inch DensDeck Prime or min. 0.5-inch SECUROCK Gypsum-Fiber Roof Board, loose-laid, covered with GAF SA Vapor Retarder or GAF SA Vapor Retarder XL, self-adhered	Min. 1.5-inch EnergyGuard RH, loose laid, followed by min. 0.5-inch EnergyGuard RH HD Polyiso Insulation, EnergyGuard HD Polyiso Cover Board, EnergyGuard HD Plus Polyiso Cover Board	Note 2	1 per 2.0 ft ²	SBS-CA or SBS-CA1	None	SBS-CA or SBS-CA1	-45.0*

TABLE 2F: STEEL OR STRUCTURAL CONCRETE DECKS - NEW CONSTRUCTION, REROOF (TEAR-OFF) OR RECOVER
SYSTEM TYPE C-3: BONDED AND MECHANICALLY ATTACHED INSULATION, BONDED ROOF COVER

System No.	Deck (Note 1)	Base Insulation Layer	Top Insulation Layer			Roof Cover (Note 15)			MDP (psf)
			Type	Adhesive & Fastener (Notes 6,7,8,11)	Attach	Base Ply	Ply	Cap Ply	
CONVENTIONAL SYSTEMS:									
SC-215	Min. 22 ga., type B, Grade 33 steel or min. 2,500 psi structural concrete	Min. 2.0-inch EnergyGuard RA, EnergyGuard RH, EnergyGuard RN or EnergyGuard Ultra, loose-laid	Min. 0.25-inch DensDeck Prime	Adhesive: OB500 Fastener: Drill-Tec XHD (steel only) or Drill-Tec #14 HD (concrete only) & Drill-Tec Plate	Adhesive: 12-inch o.c. Fastener: 1 per 1.3 ft ²	SBS-TA or APP-TA	(Optional) SBS-TA or APP-TA	SBS-TA or APP-TA	-97.5
SC-216	Min. 22 ga., type B, Grade 33 steel or min. 2,500 psi structural concrete	Min. 2.0-inch EnergyGuard RA, EnergyGuard RH or EnergyGuard Ultra, loose-laid	Min. 0.25-inch DensDeck Prime	Adhesive: LRF-XF Fastener: Drill-Tec XHD (steel only) or Drill-Tec #14 HD (concrete only) & Drill-Tec Plate	Adhesive: 12-inch o.c. Fastener: 1 per 1.3 ft ²	SBS-TA or APP-TA	(Optional) SBS-TA or APP-TA	SBS-TA or APP-TA	-97.5
SELF-ADHERING BASE PLY:									
SC-217	Min. 22 ga., type B, Grade 33 steel or min. 2,500 psi structural concrete	Min. 2.0-inch EnergyGuard RA, EnergyGuard RH, EnergyGuard RN or EnergyGuard Ultra, loose-laid	Min. 0.25-inch DensDeck Prime	Adhesive: OB500 Fastener: Drill-Tec XHD (steel only) or Drill-Tec #14 HD (concrete only) & Drill-Tec Plate	Adhesive: 12-inch o.c. Fastener: 1 per 1.3 ft ²	SBS-SA	(Optional) SBS-TA or APP-TA	SBS-TA or APP-TA	-97.5
SC-218	Min. 22 ga., type B, Grade 33 steel or min. 2,500 psi structural concrete	Min. 2.0-inch EnergyGuard RA, EnergyGuard RH or EnergyGuard Ultra, loose-laid	Min. 0.25-inch DensDeck Prime	Adhesive: LRF-XF Fastener: Drill-Tec XHD (steel only) or Drill-Tec #14 HD (concrete only) & Drill-Tec Plate	Adhesive: 12-inch o.c. Fastener: 1 per 1.3 ft ²	SBS-SA	(Optional) SBS-TA or APP-TA	SBS-TA or APP-TA	-97.5

**TABLE 2G: STEEL OR STRUCTURAL CONCRETE DECKS – NEW CONSTRUCTION, REROOF (TEAR-OFF) OR RECOVER
SYSTEM TYPE D-2: INSULATED, MECHANICALLY ATTACHED BASE SHEET, BONDED ROOF COVER**

System No.	Deck (Note 1)	Insulation Layer(s) (Note 3, Note 13)	Base Sheet			Roof Cover (Note 15)		MDP (psf)
			Type	Fastener (Note 2, Note 11)	Attach	Base Ply	Cap Ply	
CONVENTIONAL SYSTEMS:								
SC-219	Min. 22 ga., type B, Grade 33 steel or min. 2,500 psi structural concrete	One or more layers, any combination	GAFGLAS #75 Base Sheet, Tri-Ply #75 Base Sheet, GAFGLAS #80 Ultima Base Sheet or GAFGLAS Stratavent Nailable Venting Base Sheet	Note 2	24-inch o.c. at min. 2-inch laps and 24-inch o.c. in two, equally spaced, staggered center rows	BP-AA, SBS-AA	SBS-AA	-30.0*
SC-220	Min. 22 ga., type B, Grade 33 steel or min. 2,500 psi structural concrete	One or more layers, any combination	GAFGLAS #75 Base Sheet, Tri-Ply #75 Base Sheet, GAFGLAS #80 Ultima Base Sheet or GAFGLAS Stratavent Nailable Venting Base Sheet	Note 2	18-inch o.c. at min. 2-inch laps and 18-inch o.c. in two, equally spaced, staggered center rows	BP-AA, SBS-AA	SBS-AA	-37.5*
SC-221	Min. 22 ga., type B, Grade 33 steel or min. 2,500 psi structural concrete	One or more layers, any combination	GAFGLAS #75 Base Sheet, Tri-Ply #75 Base Sheet, GAFGLAS #80 Ultima Base Sheet or GAFGLAS Stratavent Nailable Venting Base Sheet	Note 2	18-inch o.c. at min. 2-inch laps and 18-inch o.c. in three, equally spaced, staggered center rows	BP-AA, SBS-AA	SBS-AA	-45.0*
SC-222	Min. 22 ga., type B, Grade 33 steel or min. 2,500 psi structural concrete	One or more layers, any combination	GAFGLAS #80 Ultima Base Sheet	Drill-Tec #12 DF Fastener (steel only) or Drill-Tec #14 DF Fastener with Drill-Tec 3" DF Steel Insulation Plate	18-inch o.c. at min. 2-inch laps and 18-inch o.c. in three, equally spaced, staggered center rows	BP-AA, SBS-AA	SBS-AA	-45.0*
SC-223	Min. 22 ga., type B, Grade 33 steel or min. 2,500 psi structural concrete	One or more layers, any combination	GAFGLAS #75 Base Sheet, Tri-Ply #75 Base Sheet, GAFGLAS #80 Ultima Base Sheet or GAFGLAS Stratavent Nailable Venting Base Sheet	Note 2	12-inch o.c. at min. 2-inch laps and 18-inch o.c. in three, equally spaced, staggered center rows	SBS-TA, APP-TA	SBS-TA, APP-TA	-45.0*
SC-224	Min. 22 ga., type B, Grade 33 steel or min. 2,500 psi structural concrete	One or more layers, any combination	GAFGLAS #75 Base Sheet, Tri-Ply #75 Base Sheet, GAFGLAS #80 Ultima Base Sheet or GAFGLAS Stratavent Nailable Venting Base Sheet	Note 2	12-inch o.c. at min. 3.5-inch laps and 12-inch o.c. in three, equally spaced, staggered center rows	SBS-AA	SBS-AA, SBS-TA	-45.0*
SC-225	Min. 22 ga., type B, Grade 33 steel or min. 2,500 psi structural concrete	Optional BP-AA or SBS-AA vapor barrier over concrete deck. One or more layers, any combination insulation.	Ruberoid Mop Smooth, Ruberoid Mop Smooth 1.5, Ruberoid Mop Plus Smooth	Note 2	18-inch o.c. at min. 3.5-inch laps	(Optional) SBS-TA	SBS-TA	-45.0*

**TABLE 2G: STEEL OR STRUCTURAL CONCRETE DECKS – NEW CONSTRUCTION, REROOF (TEAR-OFF) OR RECOVER
SYSTEM TYPE D-2: INSULATED, MECHANICALLY ATTACHED BASE SHEET, BONDED ROOF COVER**

System No.	Deck (Note 1)	Insulation Layer(s) (Note 3, Note 13)	Base Sheet			Roof Cover (Note 15)		MDP (psf)
			Type	Fastener (Note 2, Note 11)	Attach	Base Ply	Cap Ply	
SC-226	Min. 22 ga., type B, Grade 33 steel or min. 2,500 psi structural concrete	One or more layers, any combination	Ruberoid Mop Smooth 1.5	Note 2	18-inch o.c. at min. 3.5-inch laps	BP-AA, SBS-AA	SBS-AA	-45.0*
SC-227	Min. 22 ga., type B, Grade 33 steel or min. 2,500 psi structural concrete	One or more layers, any combination	Ruberoid Mop Smooth 1.5	Drill-Tec 2 in. Barbed Plate with Drill-Tec #12 (steel only) or #14	Off-centered in the lap by 0.5-inch towards the sheet-edge and spaced 18-inch o.c. within the min. 4-inch wide, heat-welded laps	(Optional) SBS-TA	SBS-TA	-45.0*
SC-228	Min. 22 ga., type B, Grade 33 steel or min. 2,500 psi structural concrete	One or more layers, any combination	Ruberoid Mop Smooth 1.5	Drill-Tec Batten Bar with Drill-Tec #12 (steel only) or #14	18-inch o.c. within min. 4-inch wide, heat-welded laps	(Optional) SBS-TA	SBS-TA	-45.0*
SC-229	Min. 22 ga., type B, Grade 33 steel or min. 2,500 psi structural concrete	One or more layers, any combination	Ruberoid HW Smooth	Drill-Tec 2 in. Barbed Plate with Drill-Tec #12 (steel only) or #14	12-inch o.c. within min. 4-inch wide, heat-welded laps	(Optional) SBS-TA	SBS-TA	-45.0*
SC-230	Min. 22 ga., type B, Grade 33 steel or min. 2,500 psi structural concrete	Optional BP-AA or SBS-AA vapor barrier over concrete deck. One or more layers, any combination insulation	Ruberoid Mop Smooth, Ruberoid Mop Smooth 1.5, Ruberoid Mop Plus Smooth	Note 2	12-inch o.c. at min. 3.5-inch laps	(Optional) SBS-TA	SBS-TA	-52.5
SC-231	Min. 22 ga., type B, Grade 33 steel or min. 2,500 psi structural concrete	One or more layers, any combination	Ruberoid Mop Smooth 1.5	Drill-Tec 2 in. Barbed Plate with Drill-Tec #12 (steel only) or #14	Off-centered in the lap by 0.5-inch towards the sheet-edge and spaced 12-inch o.c. within the min. 4-inch wide, heat-welded laps	(Optional) SBS-TA	SBS-TA	-52.5
SC-232	Min. 22 ga., type B, Grade 33 steel	One or more layers, any combination	Ruberoid Mop Smooth 1.5	Drill-Tec 2-3/8 in. Barbed XHD Plate or Drill-Tec Eyehook AccuSeam Plate with Drill-Tec XHD	Off-centered in the lap by 0.25-inch towards the sheet-edge and spaced 12-inch o.c. within the min. 5-inch wide, heat-welded laps	(Optional) SBS-TA	SBS-TA	-67.5
SC-233	Min. 22 ga., type B, Grade 33 steel	One or more layers, any combination	Ruberoid Mop Smooth 1.5	Drill-Tec Batten Bar with Drill-Tec XHD	12-inch o.c. within min. 4-inch wide, heat-welded laps	(Optional) SBS-TA	SBS-TA	-67.5
SC-234	Min. 22 ga., type B, Grade 33 steel or min. 2,500 psi structural concrete	One or more layers, any combination	GAFGLAS #80 Ultima Base Sheet or GAFGLAS Stratavent Nailable Venting Base Sheet	Note 2	6-inch o.c. at min. 3.5-inch laps and 12-inch o.c. in three, equally spaced, staggered center rows	SBS-AA	SBS-AA, SBS-TA	-82.5
SC-235	Min. 22 ga., type B, Grade 33 steel or min. 2,500 psi structural concrete	One or more layers, any combination	GAFGLAS #80 Ultima Base Sheet	Drill-Tec #12 DF Fastener (steel only) or Drill-Tec #14 DF Fastener with Drill-Tec 3" DF Steel Insulation Plate	6-inch o.c. at min. 3.5-inch laps and 12-inch o.c. in three, equally spaced, staggered center rows	SBS-AA	SBS-AA, SBS-TA	-82.5

**TABLE 2G: STEEL OR STRUCTURAL CONCRETE DECKS – NEW CONSTRUCTION, REROOF (TEAR-OFF) OR RECOVER
SYSTEM TYPE D-2: INSULATED, MECHANICALLY ATTACHED BASE SHEET, BONDED ROOF COVER**

System No.	Deck (Note 1)	Insulation Layer(s) (Note 3, Note 13)	Base Sheet			Roof Cover (Note 15)		MDP (psf)
			Type	Fastener (Note 2, Note 11)	Attach	Base Ply	Cap Ply	
SC-236	Min. 22 ga., type B, Grade 33 steel or min. 2,500 psi structural concrete	One or more layers, any combination	GAFGLAS #80 Ultima Base Sheet	Note 2 or Drill-Tec #12 DF Fastener (steel only) or Drill-Tec #14 DF Fastener with Drill-Tec 3" DF Steel Insulation Plate	6-inch o.c. at min. 3.5-inch laps and 12-inch o.c. in three, equally spaced, staggered center rows	SBS-TA, APP-TA	SBS-TA, APP-TA	-82.5
SC-237	Min. 22 ga., type B, Grade 33 steel or min. 2,500 psi structural concrete	One or more layers, any combination	GAFGLAS #75	Note 2 (<i>Drill-Tec 3" Standard Steel Plate; Drill-Tec ASAP 3S (steel) or Drill-Tec Heavy Duty ASAP Roofing Fastener Assembled with a 3" Metal Plate only</i>)	6-inch o.c. at min. 3.5-inch laps and 12-inch o.c. in three, equally spaced, staggered center rows	SBS-TA, APP-TA	SBS-TA, APP-TA	-82.5
SC-238	Min. 22 ga., type B, Grade 33 steel or min. 2,500 psi structural concrete	One or more layers, any combination	Ruberoid Mop Smooth 1.5	Note 2	18-inch o.c. at min. 3.25-inch laps and 18-inch o.c. in two, equally spaced, staggered center rows	BP-AA, SBS-AA	SBS-AA	-105.0
SC-239	Min. 22 ga., type B, Grade 33 steel or min. 2,500 psi structural concrete	Optional BP-AA or SBS-AA vapor barrier over concrete deck. One or more layers, any combination insulation	Ruberoid Mop Smooth, Ruberoid Mop Smooth 1.5, Ruberoid Mop Plus Smooth	Note 2	6-inch o.c. at min. 3.5-inch laps	(Optional) SBS-TA	SBS-TA	-112.5
SC-240	Min. 22 ga., type B, Grade 80 steel	One or more layers, any combination, min. 3-inch thick	GAFGLAS #80 Ultima Base Sheet	Drill-Tec #12 DF Fastener, Drill-Tec #14 DF Fastener or Drill-Tec #15 DF Fastener with Drill-Tec 3" DF Steel Insulation Plate	6-inch o.c. at min. 3.5-inch laps and 6-inch o.c. in three, equally spaced, staggered center rows	SBS-TA	SBS-TA	-142.5
SC-241	Min. 2,500 psi structural concrete	One or more layers, any combination, min. 3-inch thick	GAFGLAS #80 Ultima Base Sheet	Drill-Tec #14 DF Fastener with Drill-Tec 3" DF Steel Insulation Plate	6-inch o.c. at min. 3.5-inch laps and 6-inch o.c. in three, equally spaced, staggered center rows	SBS-TA	SBS-TA	-142.5
SC-242	Min. 22 ga., type B, Grade 33 steel or min. 2,500 psi structural concrete	One or more layers, any combination	GAFGLAS #80 Ultima Base Sheet	Note 2	6-inch o.c. at min. 3.5-inch laps and 6-inch o.c. in three, equally spaced, staggered center rows	(Optional) SBS-TA	SBS-TA	-150.0
SC-243	Min. 22 ga., type B, Grade 33 steel or min. 2,500 psi structural concrete	One or more layers, any combination	Ruberoid Mop Smooth 1.5	Drill-Tec #14 Fastener with Drill-Tec 2 3/8 in. Barbed XHD Plate or Drill-Tec Eyehook AccuSeam Plate	6-inch o.c. at min. 3.25-inch laps and 6-inch o.c. in three, equally spaced, staggered center rows	SBS-TA	SBS-TA	-150.0
SC-244	Min. 22 ga., type B, Grade 33 steel or min. 2,500 psi structural concrete	One or more layers, any combination	GAFGLAS #75	Note 2 (<i>Drill-Tec 3" Standard Steel Plate; Drill-Tec ASAP 3S (steel) or Drill-Tec Heavy Duty ASAP Roofing Fastener Assembled with a 3" Metal Plate only</i>)	6-inch o.c. at min. 3.5-inch laps and 6-inch o.c. in three, equally spaced, staggered center rows	(Optional) Ruberoid HW Smooth	SBS-TA	-150.0

SELF-ADHERING BASE PLY:

**TABLE 2G: STEEL OR STRUCTURAL CONCRETE DECKS – NEW CONSTRUCTION, REROOF (TEAR-OFF) OR RECOVER
SYSTEM TYPE D-2: INSULATED, MECHANICALLY ATTACHED BASE SHEET, BONDED ROOF COVER**

System No.	Deck (Note 1)	Insulation Layer(s) (Note 3 , Note 13)	Base Sheet			Roof Cover (Note 15)		MDP (psf)
			Type	Fastener (Note 2 , Note 11)	Attach	Base Ply	Cap Ply	
SC-245	Min. 22 ga., type B, Grade 33 steel or min. 2,500 psi structural concrete	One or more layers, any combination	Liberty SBS Mechanically Attached Base Sheet	Note 2	12-inch o.c. at min. 3.5-inch laps and 18-inch o.c. in two, equally spaced, staggered center rows	(Optional) SBS-SA, SBS-SA-T, SBS-TA or APP-TA	SBS-SA, SBS-TA or APP-TA	-30.0*
SC-246	Min. 22 ga., type B, Grade 33 steel or min. 2,500 psi structural concrete	One or more layers, any combination	Liberty SBS Mechanically Attached Base Sheet	Note 2	9-inch o.c. at min. 4-inch laps and 9-inch o.c. in two, equally spaced, staggered center rows	(Optional) SBS-SA	SBS-SA	-37.5
SC-247	Min. 22 ga., type B, Grade 33 steel or min. 2,500 psi structural concrete	One or more layers, any combination	Liberty SBS Self-Adhering Base/Ply Sheet	Note 2	12-inch o.c. at min. 3.5-inch laps and 18-inch o.c. in one center row	(Optional) SBS-SA	SBS-SA	-45.0*
COLD-APPLIED SYSTEMS:								
SC-248	Min. 22 ga., type B, Grade 33 steel or min. 2,500 psi structural concrete	One or more layers, any combination	Ruberoid Mop Smooth 1.5	Note 2	18-inch o.c. at min. 3-inch laps	None	SBS-CA or SBS-CA1	-30.0*
SC-249	Min. 22 ga., type B, Grade 33 steel or min. 2,500 psi structural concrete	One or more layers, any combination	Ruberoid 20 Smooth	Note 2	12-inch o.c. at min. 3-inch laps and 12-inch o.c. in two, equally spaced, staggered center rows	None	SBS-CA or SBS-CA1	-45.0*
SC-250	Min. 22 ga., type B, Grade 33 steel or min. 2,500 psi structural concrete	One or more layers, any combination	GAFGLAS #75 Base Sheet, Tri-Ply #75 Base Sheet	Note 2	12-inch o.c. at min. 2-inch laps and 12-inch o.c. in three, equally spaced, staggered center rows	None	SBS-CA	-45.0*
SC-251	Min. 22 ga., type B, Grade 33 steel or min. 2,500 psi structural concrete	One or more layers, any combination	Ruberoid Mop Smooth 1.5	Note 2	24-inch o.c. at min. 3-inch laps and 24-inch o.c. in two, equally spaced, staggered center rows	None	SBS-CA or SBS-CA1	-45.0
SC-252	Min. 22 ga., type B, Grade 33 steel or min. 2,500 psi structural concrete	One or more layers, any combination	GAFGLAS #80 Ultima Base Sheet or GAFGLAS Stratavent Nailable Venting Base Sheet	Note 2	6-inch o.c. at min. 3.5-inch laps and 12-inch o.c. in three, equally spaced, staggered center rows	SBS-CA at 2.0 gal/sq.	SBS-CA at 2.0 gal/sq.	-82.5

**TABLE 3A: STRUCTURAL CONCRETE DECKS - NEW CONSTRUCTION OR REROOF (TEAR-OFF)
SYSTEM TYPE A-1: BONDED INSULATION, BONDED ROOF COVER (BASE INSULATION LAYER ONLY)**
SEE [NOTE 15](#) FOR VAPOR BARRIER OPTIONS

System No.	Deck (Note 1)	Base Insulation Layer		Roof Cover (Note 15)			MDP (psf)
		Type	Attach (Notes 6,7,8)	Base Ply	Ply	Cap Ply	
CONVENTIONAL SYSTEMS WITH BASE INSULATION LAYER ONLY							
C-1.	Primed structural concrete	Min. 0.75-inch EnergyGuard Perlite Roof Insulation (homogeneous)	Hot asphalt	BP-AA, SBS-AA	(Optional) One or more BP-AA, SBS-AA, SBS-TA or APP-TA	SBS-AA, SBS-TA or APP-TA	-140.0
C-2.	Primed structural concrete	Min. 0.5-inch EnergyGuard Perlite Recover Board	Hot asphalt	BP-AA, SBS-AA	(Optional) One or more BP-AA, SBS-AA, SBS-TA or APP-TA	SBS-AA, SBS-TA or APP-TA	-165.0
C-3.	Primed structural concrete	Min. 0.5-inch Structodek High Density Fiberboard Roof Insulation	Hot asphalt	BP-AA, SBS-AA	(Optional) One or more BP-AA, SBS-AA, SBS-TA or APP-TA	SBS-AA, SBS-TA or APP-TA	-165.0
C-4.	Primed structural concrete	Min. 1.5-inch EnergyGuard Composite	Hot asphalt	BP-AA, SBS-AA	(Optional) One or more BP-AA, SBS-AA	SBS-AA, SBS-TA or APP-TA	-270.0
C-5.	Structural concrete	Min. 0.25-inch DensDeck Prime	LRF-XF	SBS-TA	(Optional) One or more SBS-TA	SBS-TA	-300.0
C-6.	Structural concrete	Min. 0.5-inch Structodek High Density Fiberboard Roof Insulation	OB500	BP-AA, SBS-AA	(Optional) One or more BP-AA, SBS-AA, SBS-TA or APP-TA	SBS-AA, SBS-TA or APP-TA	-165.0
C-7.	Structural concrete	Min. 0.25-inch DensDeck Prime	OB500	SBS-TA	(Optional) One or more SBS-TA	SBS-TA	-300.0
SELF-ADHERING BASE PLY WITH BASE INSULATION LAYER ONLY							
C-8.	Primed structural concrete	Min. 1.5-inch EnergyGuard Ultra	Hot asphalt	SBS-SA	(Optional) SBS-SA, SBS-TA, APP-TA	SBS-SA, SBS-TA, APP-TA	-90.0
C-9.	Primed structural concrete	Min. 1.5-inch EnergyGuard RN	Hot asphalt	SBS-SA	(Optional) SBS-SA, SBS-TA, APP-TA	SBS-TA, APP-TA	-210.0
C-10.	Primed structural concrete	Min. 1.5-inch EnergyGuard RA	Hot asphalt	SBS-SA	(Optional) SBS-SA, SBS-TA, APP-TA	SBS-TA, APP-TA	-217.5
C-11.	Structural concrete	Min. 0.5-inch EnergyGuard Polyiso Insulation, EnergyGuard Ultra	LRF-M	SBS-SA	(Optional) SBS-TA or APP-TA	SBS-TA or APP-TA	-232.5
C-12.	Structural concrete	Min. 1.5-inch EnergyGuard Polyiso Insulation	LRF-M Canister	SBS-SA	(Optional) SBS-TA or APP-TA	SBS-TA or APP-TA	-232.5
C-13.	Structural concrete	Min. 0.25-inch SECUROCK Gypsum-Fiber Roof Board	LRF-XF	SBS-SA	(Optional) SBS-TA or APP-TA	SBS-TA or APP-TA	-137.5
C-14.	Structural concrete	Min. 0.5-inch EnergyGuard Polyiso Insulation	LRF-XF	SBS-SA	(Optional) SBS-TA or APP-TA	SBS-TA or APP-TA	-180.0
C-15.	Structural concrete	Min. 0.5-inch EnergyGuard Ultra	LRF-XF	SBS-SA	(Optional) SBS-TA or APP-TA	SBS-TA or APP-TA	-232.5
C-16.	Structural concrete	Min. 0.25-inch SECUROCK Gypsum-Fiber Roof Board primed with Matrix 307 Premium Asphalt Primer or ASTM D41 primer	LRF-XF	SBS-SA	(Optional) SBS-TA or APP-TA	SBS-TA or APP-TA	-285.0

TABLE 3A: STRUCTURAL CONCRETE DECKS - NEW CONSTRUCTION OR REROOF (TEAR-OFF)
SYSTEM TYPE A-1: BONDED INSULATION, BONDED ROOF COVER (BASE INSULATION LAYER ONLY)
 SEE [NOTE 15](#) FOR VAPOR BARRIER OPTIONS

System No.	Deck (Note 1)	Base Insulation Layer		Roof Cover (Note 15)			MDP (psf)
		Type	Attach (Notes 6,7,8)	Base Ply	Ply	Cap Ply	
C-17.	Structural concrete	Min. 1.5-inch EnergyGuard RA or EnergyGuard RH	LRF-XF	SBS-SA	(Optional) SBS-SA, SBS-TA, APP-TA	SBS-TA, APP-TA	-217.5
C-18.	Structural concrete	Min 0.5-inch Structodek High Density Fiberboard Roof Insulation	OB500, 6-inch o.c.	SBS-SA	(Optional) SBS-SA	SBS-SA	-110.0
C-19.	Structural concrete	Min. 1.5-inch EnergyGuard RA, EnergyGuard RH, EnergyGuard RN	OB500	SBS-SA	(Optional) SBS-SA	SBS-SA	-120.0
C-20.	Structural concrete	Min. 0.25-inch DensDeck	OB500	SBS-SA	(Optional) SBS-TA or APP-TA	SBS-TA or APP-TA	-122.5
C-21.	Structural concrete	Min. 0.25-inch SECUROCK Gypsum-Fiber Roof Board	OB500	SBS-SA	(Optional) SBS-TA or APP-TA	SBS-TA or APP-TA	-137.5
C-22.	Structural concrete	Min. 1-inch EnergyGuard RN	OB 500	SBS-SA	(Optional) SBS-TA or APP-TA	SBS-TA or APP-TA	-162.5
C-23.	Structural concrete	Min. 0.25-inch SECUROCK Ultralight Coated Glass-Mat Roof Board	OB500	SBS-SA	(Optional) SBS-TA or APP-TA	SBS-TA or APP-TA	-165.0
C-24.	Structural concrete	Min. 0.25-inch DensDeck primed with Matrix 307 Premium Asphalt Primer or ASTM D41 primer	OB500	SBS-SA	(Optional) SBS-TA or APP-TA	SBS-TA or APP-TA	-167.5
C-25.	Structural concrete	Min. 0.5-inch EnergyGuard Polyiso Insulation, EnergyGuard Ultra	OB500	SBS-SA	(Optional) SBS-TA or APP-TA	SBS-TA or APP-TA	-232.5
C-26.	Structural concrete	Min. 0.25-inch SECUROCK Gypsum-Fiber Roof Board primed with Matrix 307 Premium Asphalt Primer or ASTM D41 primer	OB500	SBS-SA	(Optional) SBS-TA or APP-TA	SBS-TA or APP-TA	-285.0
VENTING SYSTEMS WITH BASE INSULATION LAYER ONLY							
C-27.	Primed structural concrete	Min. 1.5-inch EnergyGuard RA, EnergyGuard RH, EnergyGuard RN	Hot asphalt	GAFGLAS Stratavent Perforated Venting Base Sheet	(Optional) One or more BP-AA, SBS-AA	SBS-AA	-150.0
C-28.	Primed structural concrete	Min. 1.5-inch EnergyGuard RA, EnergyGuard RH, EnergyGuard RN	Hot asphalt	GAFGLAS Stratavent Perforated Venting Base Sheet	One or more BP-AA, SBS-AA	SBS-TA or APP-TA	-150.0
C-29.	Primed structural concrete	Min. 0.5-inch EnergyGuard Polyiso Insulation, EnergyGuard Ultra	Hot asphalt	GAFGLAS Stratavent Perforated Venting Base Sheet	(Optional) BP-AA, SBS-AA	SBS-AA	-150.0
C-30.	Primed structural concrete	Min. 0.5-inch EnergyGuard RN	Hot asphalt	GAFGLAS Stratavent Perforated Venting Base Sheet	SBS-AA	SBS-AA	-172.5
C-31.	Primed structural concrete	Min. 1.5-inch EnergyGuard Ultra	Hot asphalt	GAFGLAS Stratavent Perforated Venting Base Sheet	(Optional) One or more BP-AA, SBS-AA	SBS-AA	-172.5
C-32.	Primed structural concrete	Min. 1.5-inch EnergyGuard Ultra	Hot asphalt	GAFGLAS Stratavent Perforated Venting Base Sheet	One or more BP-AA, SBS-AA	SBS-TA or APP-TA	-172.5
C-33.	Primed structural concrete	Min. 1-inch EnergyGuard RN	Hot asphalt	GAFGLAS Stratavent Perforated Venting Base Sheet	One or more BP-AA, SBS-AA	SBS-AA	-292.5

TABLE 3A: STRUCTURAL CONCRETE DECKS - NEW CONSTRUCTION OR REROOF (TEAR-OFF)
SYSTEM TYPE A-1: BONDED INSULATION, BONDED ROOF COVER (BASE INSULATION LAYER ONLY)
 SEE [NOTE 15](#) FOR VAPOR BARRIER OPTIONS

System No.	Deck (Note 1)	Base Insulation Layer		Roof Cover (Note 15)			MDP (psf)
		Type	Attach (Notes 6,7,8)	Base Ply	Ply	Cap Ply	
COLD-APPLIED SYSTEMS WITH BASE INSULATION LAYER ONLY							
C-34.	Structural concrete	Min. 1.5-inch EnergyGuard RA or EnergyGuard RH	LRF-XF	SBS-CA1	None	SBS-CA1	-60.0
C-35.	Structural concrete	Min. 1.5-inch EnergyGuard RA, EnergyGuard RH or EnergyGuard RN	OB500	SBS-CA1	None	SBS-CA1	-60.0

TABLE 3B: STRUCTURAL CONCRETE DECKS - NEW CONSTRUCTION OR REROOF (TEAR-OFF)
SYSTEM TYPE A-1: BONDED INSULATION, BONDED ROOF COVER (BASE AND TOP INSULATION LAYERS)
 SEE [NOTE 15](#) FOR VAPOR BARRIER OPTIONS

System No.	Deck (Note 1)	Base Insulation Layer		Top Insulation Layer		Roof Cover (Note 15)			MDP (psf)
		Type	Attach (Notes 6,7,8)	Type	Attach (Notes 6,7,8)	Base Ply	Ply	Cap Ply	
CONVENTIONAL SYSTEMS WITH POLYISOCYANURATE BASE INSULATION LAYER:									
C-36.	Primed structural concrete	Min. 1.5-inch EnergyGuard RA, EnergyGuard RH, EnergyGuard RN	Hot asphalt	Min. 0.25-inch DensDeck, DensDeck Prime or SECUROCK Gypsum-Fiber Roof Board	Hot asphalt	BP-AA	(Optional) BP-AA	SBS-AA or SBS-TA	-112.5
C-37.	Primed structural concrete	Min. 1.5-inch EnergyGuard RA, EnergyGuard RH, EnergyGuard RN or EnergyGuard Ultra	Hot asphalt	Min. 0.25-inch DensDeck Prime	Hot asphalt	APP-TA	(Optional) APP-TA	APP-TA	-127.5
C-38.	Primed structural concrete	Min. 0.5-inch EnergyGuard Polyiso Insulation, EnergyGuard Ultra	Hot asphalt	Min. 0.5-inch Structodek High Density Fiberboard Roof Insulation, EnergyGuard Perlite Recover Board, min. 0.75-inch EnergyGuard Perlite Roof Insulation, min. 0.25-inch DensDeck, DensDeck Prime, SECUROCK Gypsum Fiber Roof Board	Hot asphalt	BP-AA, SBS-AA	(Optional) BP-AA, SBS-AA	SBS-AA	-150.0
C-39.	Primed structural concrete	Min. 1.5-inch EnergyGuard RA, EnergyGuard RH, EnergyGuard RN	Hot asphalt	Min. 0.75-inch EnergyGuard Perlite Roof Insulation (homogeneous)	Hot asphalt	BP-AA, SBS-AA	(Optional) One or more BP-AA, SBS-AA, SBS-TA or APP-TA	SBS-AA, SBS-TA or APP-TA	-172.5
C-40.	Primed structural concrete	Min. 1.5-inch EnergyGuard RA, EnergyGuard RH, EnergyGuard RN	Hot asphalt	Min. 0.5-inch EnergyGuard Perlite Recover Board	Hot asphalt	BP-AA, SBS-AA	(Optional) One or more BP-AA, SBS-AA, SBS-TA or APP-TA	SBS-AA, SBS-TA or APP-TA	-187.5

TABLE 3b: STRUCTURAL CONCRETE DECKS - NEW CONSTRUCTION OR REROOF (TEAR-OFF)
SYSTEM TYPE A-1: BONDED INSULATION, BONDED ROOF COVER (BASE AND TOP INSULATION LAYERS)
 SEE [NOTE 15](#) FOR VAPOR BARRIER OPTIONS

System No.	Deck (Note 1)	Base Insulation Layer		Top Insulation Layer		Roof Cover (Note 15)			MDP (psf)
		Type	Attach (Notes 6,7,8)	Type	Attach (Notes 6,7,8)	Base Ply	Ply	Cap Ply	
C-41.	Primed structural concrete	Min. 1.5-inch EnergyGuard RA, EnergyGuard RH, EnergyGuard RN or EnergyGuard Ultra	Hot asphalt	Min. 0.25-inch SECUROCK Gypsum-Fiber Roof Board	Hot asphalt	BP-AA or SBS-AA	(Optional) BP-AA, SBS-AA, SBS-TA or APP-TA	SBS-AA, SBS-TA or APP-TA	-225.0
C-42.	Primed structural concrete	Min. 1.5-inch EnergyGuard RA, EnergyGuard RH, EnergyGuard RN or EnergyGuard Ultra	Hot asphalt	Min. 0.25-inch DensDeck Prime or SECUROCK Gypsum-Fiber Roof Board	Hot asphalt	SBS-TA	(Optional) SBS-TA	SBS-TA	-232.5
C-43.	Primed structural concrete	Min. 1.5-inch EnergyGuard RA, EnergyGuard RH, EnergyGuard RN	Hot asphalt	Min. 0.25-inch SECUROCK Gypsum-Fiber Roof Board	Hot asphalt	APP-TA	(Optional) APP-TA	APP-TA	-240.0
C-44.	Primed structural concrete	Min. 1.5-inch EnergyGuard RA, EnergyGuard RH, EnergyGuard RN	Hot asphalt	Min. 0.25-inch DensDeck or DensDeck Prime	Hot asphalt	BP-AA, SBS-AA	(Optional) One or more BP-AA, SBS-AA, SBS-TA or APP-TA	SBS-AA, SBS-TA or APP-TA	-240.0
C-45.	Primed structural concrete	Min. 0.5-inch EnergyGuard Polyiso Insulation, EnergyGuard RA, EnergyGuard RH, EnergyGuard RN	Hot asphalt	Min. 0.75-inch EnergyGuard Perlite Roof Insulation (homogeneous), min. 0.5-inch Structodek High Density Fiberboard Roof Insulation or EnergyGuard Perlite Recover Board, min. 0.25-inch DensDeck Prime or SECUROCK Gypsum-Fiber Roof Board	Hot asphalt	BP-AA or SBS-AA	(Optional) One or more BP-AA, SBS-AA, SBS-TA	SBS-AA, SBS-TA	-255.0
C-46.	Primed structural concrete	Min. 1.5-inch EnergyGuard RA, EnergyGuard RH, EnergyGuard RN	Hot asphalt	Min. 1.5-inch EnergyGuard Composite	Hot asphalt	BP-AA, SBS-AA	(Optional) One or more BP-AA, SBS-AA	SBS-AA, SBS-TA or APP-TA	-270.0
C-47.	Primed structural concrete	Min. 1.5-inch EnergyGuard RA, EnergyGuard RH, EnergyGuard RN	Hot asphalt	Min. 0.5-inch Structodek High Density Fiberboard Roof Insulation	Hot asphalt	BP-AA, SBS-AA	(Optional) One or more BP-AA, SBS-AA, SBS-TA or APP-TA	SBS-AA, SBS-TA or APP-TA	-307.5
C-48.	Structural concrete	Min. 0.5-inch EnergyGuard Polyiso Insulation	LRF-XF	Min. 0.25-inch DensDeck Prime or SECUROCK Gypsum-Fiber Roof Board	LRF-XF	BP-AA, SBS-AA, SBS-TA or APP-TA	(Optional) BP-AA, SBS-AA, SBS-TA or APP-TA	SBS-AA, SBS-TA or APP-TA	-180.0
C-49.	Structural concrete	Min. 1.5-inch EnergyGuard Polyiso Insulation, EnergyGuard RA, EnergyGuard RH or EnergyGuard Ultra	LRF-XF	Min. 0.25-inch SECUROCK Gypsum-Fiber Roof Board	LRF-XF	BP-AA or SBS-AA	(Optional) BP-AA, SBS-AA, SBS-TA or APP-TA	SBS-AA, SBS-TA or APP-TA	-187.5
C-50.	Structural concrete	Min. 1-inch EnergyGuard Polyiso Insulation, EnergyGuard RH	LRF-XF	Min. 0.25-inch SECUROCK Gypsum-Fiber Roof Board, primed with Matrix 307 Premium Asphalt Primer	LRF-XF	SBS-TA	(Optional) SBS-TA	SBS-TA	-210.0

TABLE 3b: STRUCTURAL CONCRETE DECKS - NEW CONSTRUCTION OR REROOF (TEAR-OFF)
SYSTEM TYPE A-1: BONDED INSULATION, BONDED ROOF COVER (BASE AND TOP INSULATION LAYERS)
 SEE [NOTE 15](#) FOR VAPOR BARRIER OPTIONS

System No.	Deck (Note 1)	Base Insulation Layer		Top Insulation Layer		Roof Cover (Note 15)			MDP (psf)
		Type	Attach (Notes 6,7,8)	Type	Attach (Notes 6,7,8)	Base Ply	Ply	Cap Ply	
C-51.	Structural concrete	Min. 2.0-inch EnergyGuard Polyiso Insulation, EnergyGuard RA, EnergyGuard RH or EnergyGuard Ultra	LRF-XF	Min. 0.25-inch SECUROCK Gypsum-Fiber Roof Board	LRF-XF	BP-AA or SBS-AA	(Optional) BP-AA, SBS-AA, SBS-TA or APP-TA	SBS-AA, SBS-TA or APP-TA	-225.0
C-52.	Structural concrete	Min. 2.0-inch EnergyGuard RA, EnergyGuard RH or EnergyGuard Ultra	LRF-XF	Min. 0.25-inch SECUROCK Gypsum-Fiber Roof Board	LRF-XF	SBS-TA or APP-TA	(Optional) BP-AA, SBS-AA, SBS-TA or APP-TA	SBS-AA, SBS-TA or APP-TA	-232.5
C-53.	Structural concrete	Min. 1.5-inch EnergyGuard RA, EnergyGuard RH	LRF-XF	Min. 0.25-inch DensDeck Prime	LRF-XF	BP-AA, SBS-AA, SBS-TA or APP-TA	(Optional) One or more BP-AA, SBS-AA, SBS-TA or APP-TA	SBS-AA, SBS-TA or APP-TA	-240.0
C-54.	Structural concrete	Min. 1.5-inch EnergyGuard RA, EnergyGuard RH or EnergyGuard Ultra	LRF-XF	Min. 0.25-inch DensDeck Prime or SECUROCK Gypsum-Fiber Roof Board	LRF-XF	SBS-TA, APP-TA	(Optional) SBS-TA, APP-TA	SBS-TA, APP-TA	-240.0
C-55.	Structural concrete	Min. 1.5-inch EnergyGuard Ultra	LRF-XF	Min. 0.25-inch DensDeck Prime	LRF-XF	SBS-TA	(Optional) SBS-TA	SBS-TA	-300.0
C-56.	Structural concrete	Min. 1.5-inch EnergyGuard Polyiso Insulation, EnergyGuard RA, EnergyGuard RH, EnergyGuard RN	OB500	Min. 0.25-inch DensDeck or DensDeck Prime	OB500	BP-AA, SBS-AA, SBS-TA or APP-TA	(Optional) One or more BP-AA, SBS-AA, SBS-TA or APP-TA	SBS-AA, SBS-TA or APP-TA	-150.0
C-57.	Structural concrete	Min. 1.5-inch EnergyGuard Polyiso Insulation, EnergyGuard RA, EnergyGuard RH, EnergyGuard RN	OB500	Min. 0.5-inch Structodek High Density Fiberboard Roof Insulation	OB500	BP-AA, SBS-AA	(Optional) One or more BP-AA, SBS-AA, SBS-TA or APP-TA	SBS-AA, SBS-TA or APP-TA	-165.0
C-58.	Structural concrete	Min. 1.5-inch EnergyGuard Polyiso Insulation, EnergyGuard RA, EnergyGuard RH, EnergyGuard RN or EnergyGuard Ultra	OB500	Min. 0.25-inch SECUROCK Gypsum-Fiber Roof Board	OB500	BP-AA or SBS-AA	(Optional) BP-AA, SBS-AA, SBS-TA or APP-TA	SBS-AA, SBS-TA or APP-TA	-187.5
C-59.	Structural concrete	Min. 1-inch EnergyGuard Polyiso Insulation, EnergyGuard RH	OB500	Min. 0.25-inch SECUROCK Gypsum-Fiber Roof Board, primed with Matrix 307 Premium Asphalt Primer	OB500	SBS-TA	(Optional) SBS-TA	SBS-TA	-210.0
C-60.	Structural concrete	Min. 2.0-inch EnergyGuard Polyiso Insulation, EnergyGuard RA, EnergyGuard RH, EnergyGuard RN or EnergyGuard Ultra	OB500	Min. 0.25-inch SECUROCK Gypsum-Fiber Roof Board	OB500	BP-AA or SBS-AA	(Optional) BP-AA, SBS-AA, SBS-TA or APP-TA	SBS-AA, SBS-TA or APP-TA	-225.0
C-61.	Structural concrete	Min. 1.5-inch EnergyGuard RA, EnergyGuard RH, EnergyGuard RN or EnergyGuard Ultra	OB500	Min. 0.25-inch DensDeck Prime or SECUROCK Gypsum-Fiber Roof Board	OB500	SBS-TA, APP-TA	(Optional) SBS-TA, APP-TA	SBS-TA, APP-TA	-240.0

TABLE 3b: STRUCTURAL CONCRETE DECKS - NEW CONSTRUCTION OR REROOF (TEAR-OFF)
SYSTEM TYPE A-1: BONDED INSULATION, BONDED ROOF COVER (BASE AND TOP INSULATION LAYERS)
 SEE [NOTE 15](#) FOR VAPOR BARRIER OPTIONS

System No.	Deck (Note 1)	Base Insulation Layer		Top Insulation Layer		Roof Cover (Note 15)			MDP (psf)
		Type	Attach (Notes 6,7,8)	Type	Attach (Notes 6,7,8)	Base Ply	Ply	Cap Ply	
C-62.	Structural concrete	Min. 1.5-inch EnergyGuard RA, EnergyGuard RH, EnergyGuard RN or EnergyGuard Ultra	OB500	Min. 0.25-inch DensDeck Prime	OB500	SBS-TA	(Optional) SBS-TA	SBS-TA	-300.0
SELF-ADHERING BASE PLY WITH POLYISOCYANURATE BASE INSULATION LAYER									
C-63.	Structural concrete	Min. 1.5-inch EnergyGuard RH	LRF-M	Min. 0.5-inch EnergyGuard RH HD Polyiso Insulation, EnergyGuard HD Polyiso Cover Board, EnergyGuard HD Plus Polyiso Cover Board	LRF-M	SBS-SA	(Optional) SBS-TA or APP-TA	SBS-TA or APP-TA	-97.5
C-64.	Structural concrete	Min. 0.5-inch EnergyGuard Polyiso Insulation, EnergyGuard Ultra	LRF-M	Min. 0.25-inch SECUROCK Ultralight Coated Glass-Mat Roof Board	LRF-M	SBS-SA	(Optional) SBS-TA, APP-TA	SBS-TA, APP-TA	-165.0
C-65.	Structural concrete	Min. 0.5-inch EnergyGuard Polyiso Insulation, EnergyGuard Ultra	LRF-M	Min. 0.25-inch SECUROCK Gypsum-Fiber Roof Board (optional Matrix 307 Premium Asphalt Primer)	LRF-M	SBS-SA	(Optional) SBS-TA, APP-TA	SBS-TA, APP-TA	-232.5
C-66.	Structural concrete	Min. 0.5-inch EnergyGuard Polyiso Insulation, EnergyGuard Ultra	LRF-M	(Optional) Additional layer(s) base insulation	LRF-M	SBS-SA	(Optional) SBS-TA, APP-TA	SBS-TA, APP-TA	-232.5
C-67.	Structural concrete	Min. 1.5-inch EnergyGuard RH	LRF-M Canister	Min. 0.5-inch EnergyGuard RH HD Polyiso Insulation, EnergyGuard HD Polyiso Cover Board, EnergyGuard HD Plus Polyiso Cover Board	LRF-M Canister	SBS-SA	(Optional) SBS-TA or APP-TA	SBS-TA or APP-TA	-97.5
C-68.	Structural concrete	Min. 1.5-inch EnergyGuard Polyiso Insulation	LRF-M Canister	Min. 0.25-inch SECUROCK Gypsum-Fiber Roof Board (optional Matrix 307 Premium Asphalt Primer)	LRF-M Canister	SBS-SA	(Optional) SBS-TA, APP-TA	SBS-TA, APP-TA	-232.5
C-69.	Structural concrete	Min. 1.5-inch EnergyGuard Polyiso Insulation	LRF-M Canister	(Optional) Additional layer(s) base insulation	LRF-M Canister	SBS-SA	(Optional) SBS-TA, APP-TA	SBS-TA, APP-TA	-232.5
C-70.	Structural concrete	Min. 1.5-inch EnergyGuard RH	LRF-XF	Min. 0.5-inch EnergyGuard HD Polyiso Cover Board, EnergyGuard HD Plus Polyiso Cover Board	LRF-XF	SBS-SA	(Optional) SBS-TA or APP-TA	SBS-TA or APP-TA	-97.5
C-71.	Structural concrete	Min. 0.5-inch EnergyGuard Polyiso Insulation, EnergyGuard Ultra	LRF-XF	Min. 0.25-inch DensDeck Prime	LRF-XF	SBS-SA	(Optional) SBS-SA	SBS-SA	-152.5
C-72.	Structural concrete	Min. 1.5-inch EnergyGuard RA, EnergyGuard RH	LRF-XF	Min. 0.25-inch DensDeck Prime	LRF-XF	SBS-SA	(Optional) SBS-SA	SBS-SA	-152.5
C-73.	Structural concrete	Min. 0.5-inch EnergyGuard Polyiso Insulation, EnergyGuard Ultra	LRF-XF	(Optional) Additional layer(s) base insulation	LRF-XF	SBS-SA	(Optional) SBS-TA, APP-TA	SBS-TA, APP-TA	-232.5
C-74.	Structural concrete	Min. 0.5-inch EnergyGuard Polyiso Insulation, EnergyGuard Ultra	LRF-XF	Min. 0.25-inch SECUROCK Gypsum-Fiber Roof Board (optional Matrix 307 Premium Asphalt Primer)	LRF-XF	SBS-SA	(Optional) SBS-TA, APP-TA	SBS-TA, APP-TA	-232.5

TABLE 3b: STRUCTURAL CONCRETE DECKS - NEW CONSTRUCTION OR REROOF (TEAR-OFF)
SYSTEM TYPE A-1: BONDED INSULATION, BONDED ROOF COVER (BASE AND TOP INSULATION LAYERS)
 SEE [NOTE 15](#) FOR VAPOR BARRIER OPTIONS

System No.	Deck (Note 1)	Base Insulation Layer		Top Insulation Layer		Roof Cover (Note 15)			MDP (psf)
		Type	Attach (Notes 6,7,8)	Type	Attach (Notes 6,7,8)	Base Ply	Ply	Cap Ply	
C-75.	Structural concrete	Min. 1.5-inch EnergyGuard RA, EnergyGuard RH	LRF-XF	Min. 0.25-inch SECUROCK Gypsum-Fiber Roof Board	LRF-XF	SBS-SA	(Optional) SBS-TA, APP-TA	SBS-TA, APP-TA	-270.0
C-76.	Structural concrete	Min. 1.5-inch EnergyGuard RA, EnergyGuard RH	LRF-XF	Min. 0.25-inch SECUROCK Gypsum-Fiber Roof Board; surface shall be primed with Matrix 307 Premium Asphalt Primer or ASTM D41 primer	LRF-XF	SBS-SA	(Optional) SBS-TA, APP-TA	SBS-TA, APP-TA	-285.0
C-77.	Structural concrete	Min. 1.5-inch EnergyGuard RH	OB500	Min. 0.5-inch EnergyGuard RH HD Polyiso Insulation, EnergyGuard HD Polyiso Cover Board, EnergyGuard HD Plus Polyiso Cover Board	OB500	SBS-SA	(Optional) SBS-TA or APP-TA	SBS-TA or APP-TA	-97.5
C-78.	Structural concrete	Min. 1-inch EnergyGuard RN	OB500	Min. 0.25-inch SECUROCK Gypsum-Fiber Roof Board	OB500	SBS-SA	(Optional) SBS-TA, APP-TA	SBS-TA, APP-TA	-120.0
C-79.	Structural concrete	Min. 1.5-inch EnergyGuard RA, EnergyGuard RH, EnergyGuard RN	OB500	Min. 0.25-inch DensDeck	OB500	SBS-SA	(Optional) SBS-TA, APP-TA	SBS-TA, APP-TA	-122.5
C-80.	Structural concrete	Min. 1.5-inch EnergyGuard Polyiso Insulation, EnergyGuard RA, EnergyGuard RH, EnergyGuard RN	OB500	Min. 0.25-inch DensDeck Prime	OB500	SBS-SA	(Optional) SBS-SA	SBS-SA	-152.5
C-81.	Structural concrete	Min. 0.5-inch EnergyGuard Polyiso Insulation, EnergyGuard Ultra, min. 1-inch EnergyGuard RN or min. 1.5-inch EnergyGuard RA or EnergyGuard RH	OB500	Min. 0.25-inch SECUROCK Ultralight Coated Glass-Mat Roof Board	OB500	SBS-SA	(Optional) SBS-TA, APP-TA	SBS-TA, APP-TA	-165.0
C-82.	Structural concrete	Min. 1.5-inch EnergyGuard Polyiso Insulation, EnergyGuard RA, EnergyGuard RH, EnergyGuard RN	OB500	Min. 0.25-inch DensDeck; surface shall be primed with Matrix 307 Premium Asphalt Primer or ASTM D41 primer	OB500	SBS-SA	(Optional) SBS-TA, APP-TA	SBS-TA, APP-TA	-167.5
C-83.	Structural concrete	Min. 0.5-inch EnergyGuard Polyiso Insulation, EnergyGuard Ultra	OB500	Min. 0.25-inch SECUROCK Gypsum-Fiber Roof Board (optional Matrix 307 Premium Asphalt Primer)	OB500	SBS-SA	(Optional) SBS-TA, APP-TA	SBS-TA, APP-TA	-232.5
C-84.	Structural concrete	Min. 0.5-inch EnergyGuard Polyiso Insulation, EnergyGuard Ultra	OB500	(Optional) Additional layer(s) base insulation	OB500	SBS-SA	(Optional) SBS-TA, APP-TA	SBS-TA, APP-TA	-232.5
C-85.	Structural concrete	Min. 1.5-inch EnergyGuard RA, EnergyGuard RH, EnergyGuard RN	OB500	Min. 0.25-inch SECUROCK Gypsum-Fiber Roof Board	OB500	SBS-SA	(Optional) SBS-TA, APP-TA	SBS-TA, APP-TA	-270.0
C-86.	Structural concrete	Min. 1.5-inch EnergyGuard RA, EnergyGuard RH, EnergyGuard RN	OB500	Min. 0.25-inch SECUROCK Gypsum-Fiber Roof Board; surface shall be primed with Matrix 307 Premium Asphalt Primer or ASTM D41 primer	OB500	SBS-SA	(Optional) SBS-TA, APP-TA	SBS-TA, APP-TA	-285.0

VENTING SYSTEMS WITH POLYISOCYANURATE BASE INSULATION LAYER:

TABLE 3b: STRUCTURAL CONCRETE DECKS - NEW CONSTRUCTION OR REROOF (TEAR-OFF)
SYSTEM TYPE A-1: BONDED INSULATION, BONDED ROOF COVER (BASE AND TOP INSULATION LAYERS)
 SEE [NOTE 15](#) FOR VAPOR BARRIER OPTIONS

System No.	Deck (Note 1)	Base Insulation Layer		Top Insulation Layer		Roof Cover (Note 15)			MDP (psf)
		Type	Attach (Notes 6,7,8)	Type	Attach (Notes 6,7,8)	Base Ply	Ply	Cap Ply	
C-87.	Primed structural concrete	Min. 1.5-inch EnergyGuard RA, EnergyGuard RH, EnergyGuard RN or EnergyGuard Ultra	Hot asphalt	Min. 0.75-inch EnergyGuard Perlite Roof Insulation (homogeneous)	Hot asphalt	GAFGLAS Stratavent Perforated Venting Base Sheet	(Optional) One or more BP-AA, SBS-AA	SBS-AA	-90.0
C-88.	Primed structural concrete	Min. 1.5-inch EnergyGuard RA, EnergyGuard RH, EnergyGuard RN or EnergyGuard Ultra	Hot asphalt	Min. 0.75-inch EnergyGuard Perlite Roof Insulation (homogeneous)	Hot asphalt	GAFGLAS Stratavent Perforated Venting Base Sheet	One or more BP-AA, SBS-AA	SBS-TA or APP-TA	-90.0
C-89.	Primed structural concrete	Min. 1.5-inch EnergyGuard RA, EnergyGuard RH, EnergyGuard RN or EnergyGuard Ultra	Hot asphalt	Min. 0.5-inch Structodek High Density Fiberboard Roof Insulation	Hot asphalt	GAFGLAS Stratavent Perforated Venting Base Sheet	(Optional) One or more BP-AA, SBS-AA	SBS-AA	-90.0
C-90.	Primed structural concrete	Min. 1.5-inch EnergyGuard RA, EnergyGuard RH, EnergyGuard RN or EnergyGuard Ultra	Hot asphalt	Min. 0.5-inch Structodek High Density Fiberboard Roof Insulation	Hot asphalt	GAFGLAS Stratavent Perforated Venting Base Sheet	One or more BP-AA, SBS-AA	SBS-TA or APP-TA	-90.0
C-91.	Primed structural concrete	Min. 1.5-inch EnergyGuard RA, EnergyGuard RH, EnergyGuard RN	Hot asphalt	(Optional) Additional layer(s) base insulation	Hot asphalt	GAFGLAS Stratavent Perforated Venting Base Sheet	(Optional) One or more BP-AA, SBS-AA	SBS-AA	-150.0
C-92.	Primed structural concrete	Min. 1.5-inch EnergyGuard RA, EnergyGuard RH, EnergyGuard RN	Hot asphalt	(Optional) Additional layer(s) base insulation	Hot asphalt	GAFGLAS Stratavent Perforated Venting Base Sheet	One or more BP-AA, SBS-AA	SBS-TA or APP-TA	-150.0
C-93.	Primed structural concrete	Min. 0.5-inch EnergyGuard Polyiso Insulation, EnergyGuard Ultra	Hot asphalt	(Optional) Additional layer(s) base insulation	Hot asphalt	GAFGLAS Stratavent Perforated Venting Base Sheet	(Optional) BP-AA, SBS-AA	SBS-AA	-150.0
C-94.	Primed structural concrete	Min. 1.5-inch EnergyGuard Ultra	Hot asphalt	(Optional) Additional layer(s) base insulation	Hot asphalt	GAFGLAS Stratavent Perforated Venting Base Sheet	(Optional) One or more BP-AA, SBS-AA	SBS-AA	-172.5
C-95.	Primed structural concrete	Min. 1.5-inch EnergyGuard Ultra	Hot asphalt	(Optional) Additional layer(s) base insulation	Hot asphalt	GAFGLAS Stratavent Perforated Venting Base Sheet	One or more BP-AA, SBS-AA	SBS-TA or APP-TA	-172.5
C-96.	Primed structural concrete	Min. 1.5-inch EnergyGuard RA, EnergyGuard RH, EnergyGuard RN or EnergyGuard Ultra	Hot asphalt	Min. 0.25-inch DensDeck or DensDeck Prime	Hot asphalt	GAFGLAS Stratavent Perforated Venting Base Sheet	(Optional) One or more BP-AA, SBS-AA	SBS-AA	-240.0
C-97.	Primed structural concrete	Min. 1.5-inch EnergyGuard RA, EnergyGuard RH, EnergyGuard RN or EnergyGuard Ultra	Hot asphalt	Min. 0.25-inch DensDeck or DensDeck Prime	Hot asphalt	GAFGLAS Stratavent Perforated Venting Base Sheet	One or more BP-AA, SBS-AA	SBS-TA or APP-TA	-240.0
C-98.	Structural concrete	Min. 1.5-inch EnergyGuard RA, EnergyGuard RH	LRF-XF	(Optional) Additional layer(s) base insulation	LRF-XF	GAFGLAS Stratavent Perforated Venting Base Sheet	(Optional) One or more BP-AA, SBS-AA	SBS-AA	-150.0

TABLE 3b: STRUCTURAL CONCRETE DECKS - NEW CONSTRUCTION OR REROOF (TEAR-OFF)
SYSTEM TYPE A-1: BONDED INSULATION, BONDED ROOF COVER (BASE AND TOP INSULATION LAYERS)
 SEE [NOTE 15](#) FOR VAPOR BARRIER OPTIONS

System No.	Deck (Note 1)	Base Insulation Layer		Top Insulation Layer		Roof Cover (Note 15)			MDP (psf)
		Type	Attach (Notes 6,7,8)	Type	Attach (Notes 6,7,8)	Base Ply	Ply	Cap Ply	
C-99.	Structural concrete	Min. 1.5-inch EnergyGuard RA, EnergyGuard RH	LRF-XF	(Optional) Additional layer(s) base insulation	LRF-XF	GAFGLAS Stratavent Perforated Venting Base Sheet	One or more BP-AA, SBS-AA	SBS-TA or APP-TA	-150.0
C-100.	Structural concrete	Min. 1.5-inch EnergyGuard Ultra	LRF-XF	(Optional) Additional layer(s) base insulation	LRF-XF	GAFGLAS Stratavent Perforated Venting Base Sheet	(Optional) One or more BP-AA, SBS-AA	SBS-AA	-172.5
C-101.	Structural concrete	Min. 1.5-inch EnergyGuard Ultra	LRF-XF	(Optional) Additional layer(s) base insulation	LRF-XF	GAFGLAS Stratavent Perforated Venting Base Sheet	One or more BP-AA, SBS-AA	SBS-TA or APP-TA	-172.5
C-102.	Structural concrete	Min. 1.5-inch EnergyGuard Polyiso Insulation	LRF-XF	Min. 0.25-inch DensDeck Prime	LRF-XF	GAFGLAS Stratavent Perforated Venting Base Sheet	(Optional) One or more BP-AA, SBS-AA	SBS-AA	-180.0
C-103.	Structural concrete	Min. 1.5-inch EnergyGuard Polyiso Insulation	LRF-XF	Min. 0.25-inch DensDeck Prime	LRF-XF	GAFGLAS Stratavent Perforated Venting Base Sheet	One or more BP-AA, SBS-AA	SBS-TA or APP-TA	-180.0
C-104.	Structural concrete	Min. 1.5-inch EnergyGuard RA, EnergyGuard RH or EnergyGuard Ultra	LRF-XF	Min. 0.25-inch DensDeck Prime	LRF-XF	GAFGLAS Stratavent Perforated Venting Base Sheet	(Optional) One or more BP-AA, SBS-AA	SBS-AA	-240.0
C-105.	Structural concrete	Min. 1.5-inch EnergyGuard RA, EnergyGuard RH or EnergyGuard Ultra	LRF-XF	Min. 0.25-inch DensDeck Prime	LRF-XF	GAFGLAS Stratavent Perforated Venting Base Sheet	One or more BP-AA, SBS-AA	SBS-TA or APP-TA	-240.0
C-106.	Structural concrete	Min. 1.5-inch EnergyGuard Polyiso Insulation, EnergyGuard RA, EnergyGuard RH, EnergyGuard RN or EnergyGuard Ultra	OB500	Min. 0.5-inch Structodek High Density Fiberboard Roof Insulation	OB500	GAFGLAS Stratavent Perforated Venting Base Sheet	(Optional) One or more BP-AA, SBS-AA	SBS-AA	-90.0
C-107.	Structural concrete	Min. 1.5-inch EnergyGuard Polyiso Insulation, EnergyGuard RA, EnergyGuard RH, EnergyGuard RN or EnergyGuard Ultra	OB500	Min. 0.5-inch Structodek High Density Fiberboard Roof Insulation	OB500	GAFGLAS Stratavent Perforated Venting Base Sheet	One or more BP-AA, SBS-AA	SBS-TA or APP-TA	-90.0
C-108.	Structural concrete	Min. 1.5-inch EnergyGuard Ultra	OB500	(Optional) Additional layer(s) base insulation	OB500	GAFGLAS Stratavent Perforated Venting Base Sheet	(Optional) One or more BP-AA, SBS-AA	SBS-AA	-150.0
C-109.	Structural concrete	Min. 1.5-inch EnergyGuard Ultra	OB500	(Optional) Additional layer(s) base insulation	OB500	GAFGLAS Stratavent Perforated Venting Base Sheet	One or more BP-AA, SBS-AA	SBS-TA or APP-TA	-150.0

TABLE 3b: STRUCTURAL CONCRETE DECKS - NEW CONSTRUCTION OR REROOF (TEAR-OFF)
SYSTEM TYPE A-1: BONDED INSULATION, BONDED ROOF COVER (BASE AND TOP INSULATION LAYERS)
 SEE [NOTE 15](#) FOR VAPOR BARRIER OPTIONS

System No.	Deck (Note 1)	Base Insulation Layer		Top Insulation Layer		Roof Cover (Note 15)			MDP (psf)
		Type	Attach (Notes 6,7,8)	Type	Attach (Notes 6,7,8)	Base Ply	Ply	Cap Ply	
C-110.	Structural concrete	Min. 1.5-inch EnergyGuard Polyiso Insulation, EnergyGuard RA, EnergyGuard RH, EnergyGuard RN or EnergyGuard Ultra	OB500	Min. 0.25-inch DensDeck or DensDeck Prime	OB500	GAFGLAS Stratavent Perforated Venting Base Sheet	(Optional) One or more BP-AA, SBS-AA	SBS-AA	-150.0
C-111.	Structural concrete	Min. 1.5-inch EnergyGuard Polyiso Insulation, EnergyGuard RA, EnergyGuard RH, EnergyGuard RN or EnergyGuard Ultra	OB500	Min. 0.25-inch DensDeck or DensDeck Prime	OB500	GAFGLAS Stratavent Perforated Venting Base Sheet	One or more BP-AA, SBS-AA	SBS-TA or APP-TA	-150.0
C-112.	Structural concrete	Min. 1.5-inch EnergyGuard RA, EnergyGuard RH, EnergyGuard RN	OB500	(Optional) Additional layer(s) base insulation	OB500	GAFGLAS Stratavent Perforated Venting Base Sheet	(Optional) One or more BP-AA, SBS-AA	SBS-AA	-150.0
C-113.	Structural concrete	Min. 1.5-inch EnergyGuard RA, EnergyGuard RH, EnergyGuard RN	OB500	(Optional) Additional layer(s) base insulation	OB500	GAFGLAS Stratavent Perforated Venting Base Sheet	One or more BP-AA, SBS-AA	SBS-TA or APP-TA	-150.0
COLD-APPLIED SYSTEMS WITH POLYISOCYANURATE BASE INSULATION LAYER:									
C-114.	Structural concrete	Min. 1.5-inch EnergyGuard Polyiso Insulation, EnergyGuard RH	LRF-M, LRF-M Canister or M-OSFA	Min. 0.5-inch EnergyGuard RH HD Polyiso Insulation, EnergyGuard HD Polyiso Cover Board, EnergyGuard HD Plus Polyiso Cover Board	LRF-M, LRF-M Canister or M-OSFA	SBS-CA or SBS-CA1	None	SBS-CA or SBS-CA1	-97.5
C-115.	Structural concrete	Min. 1.5-inch EnergyGuard Polyiso Insulation, EnergyGuard RH	LRF-XF	Min. 0.5-inch EnergyGuard HD Polyiso Cover Board, EnergyGuard HD Plus Polyiso Cover Board	LRF-XF	SBS-CA or SBS-CA1	None	SBS-CA or SBS-CA1	-97.5
C-116.	Structural concrete	Min. 1.5-inch EnergyGuard Polyiso Insulation, EnergyGuard RA, EnergyGuard RH	LRF-XF	Min. 0.25-inch DensDeck Prime	LRF-XF	SBS-CA1	None	SBS-CA1	-127.5
C-117.	Structural concrete	Min. 1.5-inch EnergyGuard Polyiso Insulation, EnergyGuard RA, EnergyGuard RH	LRF-XF	Min. 0.25-inch SECUROCK Gypsum-Fiber Roof Board	LRF-XF	SBS-CA1	None	SBS-CA1	-172.5
C-118.	Structural concrete	Min. 1.5-inch EnergyGuard Polyiso Insulation, EnergyGuard RA, EnergyGuard RH, EnergyGuard RN	OB500	Min. 0.5-inch Structodek High Density Fiberboard Roof Insulation	OB500	SBS-CA	None	SBS-CA	-45.0
C-119.	Structural concrete	Min. 1.5-inch EnergyGuard Polyiso Insulation, EnergyGuard RH	OB500	Min. 0.5-inch EnergyGuard RH HD Polyiso Insulation, EnergyGuard HD Polyiso Cover Board, EnergyGuard HD Plus Polyiso Cover Board	OB500	SBS-CA or SBS-CA1	None	SBS-CA or SBS-CA1	-97.5

TABLE 3b: STRUCTURAL CONCRETE DECKS - NEW CONSTRUCTION OR REROOF (TEAR-OFF)
SYSTEM TYPE A-1: BONDED INSULATION, BONDED ROOF COVER (BASE AND TOP INSULATION LAYERS)
 SEE [NOTE 15](#) FOR VAPOR BARRIER OPTIONS

System No.	Deck (Note 1)	Base Insulation Layer		Top Insulation Layer		Roof Cover (Note 15)			MDP (psf)
		Type	Attach (Notes 6,7,8)	Type	Attach (Notes 6,7,8)	Base Ply	Ply	Cap Ply	
C-120.	Structural concrete	Min. 1.5-inch EnergyGuard Polyiso Insulation, EnergyGuard RA, EnergyGuard RH, EnergyGuard RN	OB500	Min. 0.25-inch DensDeck Prime	OB500	SBS-CA1	None	SBS-CA1	-127.5
C-121.	Structural concrete	Min. 1.5-inch EnergyGuard Polyiso Insulation, EnergyGuard RA, EnergyGuard RH, EnergyGuard RN	OB500	Min. 0.25-inch SECUROCK Gypsum-Fiber Roof Board	OB500	SBS-CA1	None	SBS-CA1	-172.5
HYBRID COLD/HOT-APPLIED SYSTEMS WITH POLYISOCYANURATE BASE INSULATION LAYER:									
C-122.	Primed structural concrete	Min. 0.5-inch EnergyGuard Polyiso Insulation, EnergyGuard RA, EnergyGuard RH, EnergyGuard RN	Hot asphalt	Min. 0.75-inch EnergyGuard Perlite Roof Insulation (homogeneous), min. 0.5-inch Structodek High Density Fiberboard Roof Insulation or EnergyGuard Perlite Recover Board, min. 0.25-inch DensDeck Prime or SECUROCK Gypsum-Fiber Roof Board	Hot asphalt	BP-AA or SBS-AA	(Optional) BP-AA or SBS-AA	SBS-CA1	-255.0
C-123.	Structural concrete	Min. 1.5-inch EnergyGuard Polyiso Insulation	LRF-XF	Min. 0.25-inch DensDeck Prime or SECUROCK Gypsum-Fiber Roof Board	LRF-XF	BP-AA or SBS-AA	(Optional) BP-AA or SBS-AA	SBS-CA1	-180.0
C-124.	Structural concrete	Min. 1.5-inch EnergyGuard RA, EnergyGuard RH	LRF-XF	Min. 0.25-inch DensDeck Prime or SECUROCK Gypsum-Fiber Roof Board	LRF-XF	BP-AA or SBS-AA	(Optional) BP-AA or SBS-AA	SBS-CA1	-240.0
C-125.	Structural concrete	Min. 1.5-inch EnergyGuard Polyiso Insulation, EnergyGuard RA, EnergyGuard RH, EnergyGuard RN	OB500	Min. 0.25-inch DensDeck Prime	OB500	BP-AA or SBS-AA	(Optional) BP-AA or SBS-AA	SBS-CA1	-127.5
C-126.	Structural concrete	Min. 1.5-inch EnergyGuard Polyiso Insulation, EnergyGuard RA, EnergyGuard RH, EnergyGuard RN	OB500	Min. 0.25-inch SECUROCK Gypsum-Fiber Roof Board	OB500	BP-AA or SBS-AA	(Optional) BP-AA or SBS-AA	SBS-CA1	-172.5
CONVENTIONAL SYSTEMS WITH POLYSTYRENE BASE INSULATION LAYER:									
C-127.	Structural concrete	Min. 2-inch Styrofoam Brand Roofmate or Highload 60	OB500	Min. 0.25-inch DensDeck Prime or SECUROCK Gypsum-Fiber Roof Board	OB500	SBS-TA, APP-TA	(Optional) SBS-TA, APP-TA	SBS-TA, APP-TA	-240.0
C-128.	Structural concrete	Min. 2-inch Styrofoam Brand Roofmate or Highload 60	OB500	Min. 0.25-inch DensDeck or DensDeck Prime	OB500	BP-AA, SBS-AA, SBS-TA or APP-TA	(Optional) BP-AA, SBS-AA, SBS-TA or APP-TA	SBS-AA, SBS-TA or APP-TA	-277.5
SELF-ADHERING BASE PLY WITH POLYSTYRENE BASE INSULATION LAYER:									
C-129.	Structural concrete	Min. 2-inch Styrofoam Brand Roofmate or Highload 60	OB500	Min. 0.25-inch DensDeck Prime	OB500	SBS-SA	(Optional) SBS-SA	SBS-SA	-152.5

**TABLE 3c: STRUCTURAL CONCRETE DECKS - NEW CONSTRUCTION OR REROOF (TEAR-OFF)
SYSTEM TYPE F: NON-INSULATED, BONDED ROOF COVER**

System No.	Deck (Note 1)	Primer	Roof Cover (Note 15)			MDP (psf)
			Base Ply	Ply	Cap Ply	
CONVENTIONAL SYSTEMS:						
C-130.	Structural concrete	Matrix 307 Premium Asphalt Primer or ASTM D41 primer	APP-TA	(Optional) APP-TA	APP-TA	-90.0
C-131.	Structural concrete	Matrix 307 Premium Asphalt Primer or ASTM D41 primer	None	None	SBS-TA	-283.1
C-132.	Structural concrete	Matrix 307 Premium Asphalt Primer or ASTM D41 primer	BP-AA, SBS-AA	BP-AA, SBS-AA	SBS-AA	-442.5
C-133.	Structural concrete	(Optional) Matrix 307 Premium Asphalt Primer or ASTM D41 primer	SBS-TA	(Optional) SBS-TA	SBS-TA	-465.0
SELF-ADHERING BASE PLY:						
C-134.	Structural concrete	Matrix 307 Premium Asphalt Primer or ASTM D41 primer	SBS-SA	(Optional) SBS-SA	SBS-SA	-72.5
C-135.	Structural concrete	Matrix 307 Premium Asphalt Primer or ASTM D41 primer	SBS-SA	(Optional) SBS-TA or APP-TA	SBS-TA or APP-TA	-140.0
C-136.	Structural concrete	GAF SA Primer at 0.7 gal/square.	SBS-SA	None	SBS-SA	-287.5
VENTING SYSTEMS:						
C-137.	Structural concrete	Matrix 307 Premium Asphalt Primer or ASTM D41 primer	GAFGLAS Stratavent Perforated Venting Base Sheet	BP-AA, SBS-AA	SBS-AA	-185.0
COLD-APPLIED SYSTEMS:						
C-138.	Structural concrete	Matrix 307 Premium Asphalt Primer or ASTM D41 primer	BP-AA, BP-CA, SBS-CA	(Optional) SBS-CA	SBS-CA	-307.5

**TABLE 4A: LIGHTWEIGHT INSULATING CONCRETE OVER STRUCTURAL CONCRETE DECKS - NEW CONSTRUCTION OR REROOF (TEAR-OFF)
SYSTEM TYPE A-1: BONDED INSULATION, BONDED ROOF COVER**

SEE [NOTE 10A](#) FOR VAPOR BARRIER OPTIONS

System No.	Deck (Note 1)	Lightweight Concrete (Note 14)	Base Insulation Layer		Coverboard		Roof Cover (Note 15)			MDP (psf)
			Type	Attach (Notes 6,7,8)	Type	Attach (Notes 6,7,8)	Base Ply	Ply	Cap Ply	
ELASTIZELL (NOA 18-0208.03):										
LWC-1.	Structural concrete	Elastizell Range II Lightweight Insulating Concrete (min. 200 psi)	(Optional) Min. 1.5-inch EnergyGuard RA, EnergyGuard RH, EnergyGuard RN or EnergyGuard Ultra	OB500	Min. 0.5-inch Structodek High Density Fiberboard Roof Insulation	OB500	BP-AA, SBS-AA	(Optional) One or more BP-AA, SBS-AA, SBS-TA or APP-TA	SBS-AA, SBS-TA or APP-TA	-225.0
LWC-2.	Structural concrete	Elastizell Range II Lightweight Insulating Concrete (min. 200 psi)	(Optional) Min. 1.5-inch EnergyGuard RA, EnergyGuard RH, EnergyGuard RN or EnergyGuard Ultra	OB500	Min. 0.25-inch DensDeck, DensDeck Prime or SECUROCK Gypsum-Fiber Roof Board	OB500	BP-AA, SBS-AA, SBS-TA or APP-TA	(Optional) One or more BP-AA, SBS-AA, SBS-TA or APP-TA	SBS-AA, SBS-TA or APP-TA	-225.0
LWC-3.	Structural concrete	Elastizell Range II Lightweight Insulating Concrete (min. 200 psi)	Min. 2.0-inch, min. 1.0 pcf, Insulfoam	OB500	Min. 0.5-inch Structodek High Density Fiberboard Roof Insulation	OB500	BP-AA, SBS-AA	(Optional) BP-AA, SBS-AA, SBS-TA or APP-TA	SBS-AA, SBS-TA or APP-TA	-120.0
LWC-4.	Structural concrete	Elastizell Range II Lightweight Insulating Concrete (min. 200 psi)	Min. 2-inch Styrofoam Brand Roofmate or Highload 60	OB500	Min. 0.25-inch DensDeck or DensDeck Prime or SECUROCK Gypsum-Fiber Roof Board	OB500	BP-AA, SBS-AA, SBS-TA or APP-TA	(Optional) BP-AA, SBS-AA, SBS-TA or APP-TA	SBS-AA, SBS-TA or APP-TA	-225.0

**TABLE 4B: LIGHTWEIGHT INSULATING CONCRETE OVER STEEL OR STRUCTURAL CONCRETE DECKS – NEW CONSTRUCTION OR REROOF (TEAR-OFF)
SYSTEM TYPE B-3: MECHANICALLY ATTACHED ANCHOR SHEET, BONDED INSULATION, BONDED ROOF COVER**

SEE [NOTE 10B](#) FOR VAPOR BARRIER OPTIONS

System No.	Deck (Note 1)	Lightweight Concrete (Note 14)	Anchor Sheet			Base Insulation		Top Insulation		Roof Cover (Note 15)			MDP (psf)
			Type	Fastener (Note 11)	Attach	Type	Attach (Notes 6,7,8)	Type	Attach (Notes 6,7,8)	Base Ply	Ply	Cap Ply	
CELCORE (FL2037):													
CONVENTIONAL SYSTEMS:													
LWC-5.	Min. 22 ga. type B, Grade 33 vented steel; 5-ft spans or min. 2,500 psi structural concrete	Celcore Cellular Concrete (min. 300 psi) with min. 1 pcf EPS board and min. 2-inch thick top coat	GAFGLAS #75 Base Sheet, Tri-Ply #75 Base Sheet, GAFGLAS #80 Ultima Base Sheet, Stratavent Nailable Venting Base Sheet	Drill-Tec Base Sheet Fastener (1.7 in.)	7-inch o.c. at the 3-inch lap and 7-inch o.c. in two equally spaced, staggered center rows	Min. 1.5-inch EnergyGuard Polyiso Insulation, EnergyGuard Ultra Polyiso Insulation or EnergyGuard RH Polyiso	Hot asphalt	Min. 0.75-inch EnergyGuard Perlite Roof Insulation (homogeneous), Min. 0.5-inch Structodek High Density Fiberboard Roof Insulation or EnergyGuard Perlite Recover Board	Hot asphalt	BP-AA, SBS-AA	(Optional) BP-AA, SBS-AA, SBS-TA, APP-TA	SBS-AA, SBS-TA, APP-TA	-75.0

**TABLE 4b: LIGHTWEIGHT INSULATING CONCRETE OVER STEEL OR STRUCTURAL CONCRETE DECKS – NEW CONSTRUCTION OR REROOF (TEAR-OFF)
SYSTEM TYPE B-3: MECHANICALLY ATTACHED ANCHOR SHEET, BONDED INSULATION, BONDED ROOF COVER**

SEE [NOTE 10](#) FOR VAPOR BARRIER OPTIONS

System No.	Deck (Note 1)	Lightweight Concrete (Note 14)	Anchor Sheet			Base Insulation		Top Insulation		Roof Cover (Note 15)			MDP (psf)
			Type	Fastener (Note 11)	Attach	Type	Attach (Notes 6,7,8)	Type	Attach (Notes 6,7,8)	Base Ply	Ply	Cap Ply	
LWC-6.	Min. 22 ga. type B, Grade 33 vented steel; 5-ft spans or min. 2,500 psi structural concrete	Celcore Cellular Concrete (min. 300 psi) with min. 1 pcf EPS board and min. 2-inch thick top coat	GAFGLAS #75 Base Sheet, Tri-Ply #75 Base Sheet, GAFGLAS #80 Ultima Base Sheet, Stratavent Nailable Venting Base Sheet	Drill-Tec Base Sheet Fastener (1.7 in.)	7-inch o.c. at the 3-inch lap and 7-inch o.c. in two equally spaced, staggered center rows	Min. 1.5-inch EnergyGuard Polyiso Insulation, EnergyGuard Ultra Polyiso Insulation or EnergyGuard RH Polyiso	Hot asphalt	Min. 0.25-inch DensDeck Prime or SECUROCK Gypsum-Fiber Roof Board	Hot asphalt	BP-AA, SBS-AA, SBS-TA, APP-TA	(Optional) BP-AA, SBS-AA, SBS-TA, APP-TA	SBS-AA, SBS-TA, APP-TA	-75.0
VENTING SYSTEMS:													
LWC-7.	Min. 22 ga. type B, Grade 33 vented steel; 5-ft spans or min. 2,500 psi structural concrete	Celcore Cellular Concrete (min. 300 psi) with min. 1 pcf EPS board and min. 2-inch thick top coat	GAFGLAS #75 Base Sheet, Tri-Ply #75 Base Sheet, GAFGLAS #80 Ultima Base Sheet, Stratavent Nailable Venting Base Sheet	Drill-Tec Base Sheet Fastener (1.7 in.)	7-inch o.c. at the 3-inch lap and 7-inch o.c. in two equally spaced, staggered center rows	Min. 1.5-inch EnergyGuard Polyiso Insulation, EnergyGuard Ultra Polyiso Insulation or EnergyGuard RH Polyiso	Hot asphalt	(Optional) Min. 0.25-inch SECUROCK Gypsum-Fiber Roof Board	Hot asphalt	GAFGLAS Stratavent Perforated Venting Base Sheet	BP-AA, SBS-AA	SBS-AA, SBS-TA, APP-TA	-75.0*
PRE-EXISTENT CELLULAR LIGHTWEIGHT CONCRETE:													
COLD-APPLIED SYSTEMS:													
LWC-8.	Min. 22 ga. type BV, Grade 40 steel; 6 ft spans, 5/8" puddle welds 6" o.c. or min. 2,500 psi structural concrete	Min. 300 psi, min. 2-inch thick, pre-existent cellular lightweight insulating concrete; Note: MCRF, Drill-Tec Locking Impact Nail (1.4"), min. 120 lbf per Note 11.	GAFGLAS #75 Base Sheet, Tri-Ply #75 Base Sheet or Ruberoid 20	Drill-Tec Locking Impact Nail (1.4")	6-inch o.c. at the 3-inch wide laps and 6-inch o.c. at two (2) equally spaced, staggered center rows	Min. 2-inch EnergyGuard Polyiso Insulation	OB500	(Optional) Additional layer(s) base insulation and/or min. 0.25-inch DensDeck Prime or SECUROCK Gypsum-Fiber Roof Board or min. 0.5-inch EnergyGuard HD Polyiso Cover Board, EnergyGuard HD Plus Polyiso Cover Board	OB500	SBS-CA1	None	SBS-CA1	-52.5

TABLE 4c: LIGHTWEIGHT INSULATING CONCRETE OVER STEEL OR STRUCTURAL CONCRETE DECKS - NEW CONSTRUCTION OR REROOF (TEAR-OFF)
SYSTEM TYPE E-2: NON-INSULATED, MECHANICALLY ATTACHED BASE SHEET, BONDED ROOF COVER
 SEE [NOTE 13](#) FOR VAPOR BARRIER OPTIONS

System No.	Deck (Note 1)	Lightweight Concrete (Note 14)	Base Sheet			Roof Cover (Note 15)		MDP (psf)
			Type	Fastener (Note 11)	Attachment	Base Ply	Cap Ply	
CELCORE (FL2037):								
CONVENTIONAL SYSTEMS:								
LWC-9.	Min. 22 ga. type B, Grade 33 vented steel; 6 ft spans or min. 2,500 psi structural concrete	Celcore Cellular Concrete (min. 200 psi) with min. 1 pcf EPS board and min. 2-inch thick top coat	GAFGLAS Stratavent Nailable Venting Base Sheet	Drill-Tec Base Sheet Fastener (1.7 in.) or Drill-Tec Base Sheet Fastener E (1.7 in.)	9-inch o.c. at min. 2-inch laps and 18-inch o.c. in two (2), equally spaced, staggered center rows	SBS-TA	SBS-TA	-45.0
LWC-10.	Min. 22 ga. type B, Grade 33 vented steel; 5-ft spans or min. 2,500 psi structural concrete	Celcore Cellular Concrete (min. 200 psi) with min. 1 pcf EPS board and min. 2-inch thick top coat	Ruberoid Mop Granule, Tri-Ply SBS Granule Cap Sheet (granules down)	Drill-Tec Locking Impact Nail	7-inch o.c. at min. 4-inch side laps and 7-inch o.c. in two, equally spaced staggered center rows.	BP-AA or SBS-AA	SBS-AA, SBS-TA or APP-TA	-75.0
LWC-11.	Min. 22 ga. type B, Grade 33 vented steel; 5-ft spans or min. 2,500 psi structural concrete	Celcore Cellular Concrete (min. 300 psi) with min. 1 pcf EPS board and min. 2-inch thick top coat	GAFGLAS #75 Base Sheet, Tri-Ply #75 Base Sheet, GAFGLAS #80 Ultima Base Sheet, GAFGLAS Stratavent Nailable Venting Base Sheet	Drill-Tec Base Sheet Fastener (1.7)	7-inch o.c. at min. 3-inch side laps and 7-inch o.c. in two, equally spaced staggered center rows.	Two plies BP-AA or SBS-AA	SBS-AA	-75.0
COLD-APPLIED SYSTEMS:								
LWC-12.	Min. 22 ga., type B, Grade 33 steel; 6 ft spans or min. 2,500 psi structural concrete	Celcore Cellular Concrete (min. 300 psi) with min. 1 pcf EPS board and min. 2-inch thick top coat	GAFGLAS #75 Base Sheet, Tri-Ply #75 Base Sheet, GAFGLAS #80 Ultima Base Sheet, GAFGLAS Stratavent Nailable Venting Base Sheet	Drill-Tec Base Sheet Fastener (1.7 in.) or Drill-Tec Base Sheet Fastener E (1.7 in.)	12-inch o.c. at min. 2-inch side laps and 12-inch o.c. at three (3) equally spaced staggered center rows.	SBS-CA	SBS-CA	-45.0
LWC-13.	Min. 22 ga., type B, Grade 33 steel; 6 ft spans or min. 2,500 psi structural concrete	Celcore Cellular Concrete (min. 300 psi) with min. 1 pcf EPS board and min. 2-inch thick top coat	GAFGLAS #75 Base Sheet, Tri-Ply #75 Base Sheet, GAFGLAS #80 Ultima Base Sheet, GAFGLAS Stratavent Nailable Venting Base Sheet	Drill-Tec Base Sheet Fastener (1.7 in.) or Drill-Tec Base Sheet Fastener E (1.7 in.)	9-inch o.c. at min. 2-inch laps and 18-inch o.c. in two (2), equally spaced, staggered center rows	SBS-CA	SBS-CA	-45.0
LWC-14.	Min. 22 ga., type B, Grade 33 steel; 5 ft spans or min. 2,500 psi structural concrete	Celcore Cellular Concrete (min. 300 psi) with min. 1 pcf EPS board and min. 2-inch thick top coat	GAFGLAS #75 Base Sheet, Tri-Ply #75 Base Sheet, GAFGLAS #80 Ultima Base Sheet, GAFGLAS Stratavent Nailable Venting Base Sheet	Drill-Tec Base Sheet Fastener (1.7 in.) or Drill-Tec Base Sheet Fastener E (1.7 in.)	7-inch o.c. at min. 3-inch side laps and 7-inch o.c. at two (2) equally spaced staggered center rows.	SBS-CA	SBS-CA	-75.0
HYBRID HOT/COLD-APPLIED SYSTEMS:								

**TABLE 4c: LIGHTWEIGHT INSULATING CONCRETE OVER STEEL OR STRUCTURAL CONCRETE DECKS - NEW CONSTRUCTION OR REROOF (TEAR-OFF)
SYSTEM TYPE E-2: NON-INSULATED, MECHANICALLY ATTACHED BASE SHEET, BONDED ROOF COVER**

SEE [NOTE 10A](#) FOR VAPOR BARRIER OPTIONS

System No.	Deck (Note 1)	Lightweight Concrete (Note 14)	Base Sheet			Roof Cover (Note 15)		MDP (psf)
			Type	Fastener (Note 11)	Attachment	Base Ply	Cap Ply	
LWC-15.	Min. 22 ga., type B, Grade 33 steel; 6 ft spans or min. 2,500 psi structural concrete	Celcore Cellular Concrete (min. 300 psi) with min. 1 pcf EPS board and min. 2-inch thick top coat	GAFGLAS #75 Base Sheet, Tri-Ply #75 Base Sheet, GAFGLAS #80 Ultima Base Sheet, GAFGLAS Stratavent Nailable Venting Base Sheet	Drill-Tec Base Sheet Fastener (1.7)	12-inch o.c. at min. 2-inch side laps and 12-inch o.c. at three equally spaced staggered center rows.	BP-AA or SBS-AA	SBS-CA1	-45.0
LWC-16.	Min. 22 ga., type B, Grade 33 steel; 6 ft spans or min. 2,500 psi structural concrete	Celcore Cellular Concrete (min. 300 psi) with min. 1 pcf EPS board and min. 2-inch thick top coat	GAFGLAS #75 Base Sheet, Tri-Ply #75 Base Sheet, GAFGLAS #80 Ultima Base Sheet, GAFGLAS Stratavent Nailable Venting Base Sheet	Drill-Tec Base Sheet Fastener (1.7)	9-inch o.c. at min. 2-inch side laps and 9-inch o.c. at two equally spaced staggered center rows.	BP-AA or SBS-AA	SBS-CA1	-45.0
LWC-17.	Min. 22 ga., type B, Grade 33 steel; 6 ft spans or min. 2,500 psi structural concrete	Celcore Cellular Concrete (min. 300 psi) with min. 1 pcf EPS board and min. 2-inch thick top coat	GAFGLAS #75 Base Sheet, Tri-Ply #75 Base Sheet, GAFGLAS #80 Ultima Base Sheet, GAFGLAS Stratavent Nailable Venting Base Sheet	Drill-Tec Base Sheet Fastener (1.7)	7.5-inch o.c. at min. 2-inch side laps and 7.5-inch o.c. at one center row.	BP-AA or SBS-AA	SBS-CA1	-45.0
LWC-18.	Min. 22 ga., type B, Grade 33 steel; 6 ft spans or min. 2,500 psi structural concrete	Celcore Cellular Concrete (min. 300 psi) with min. 1 pcf EPS board and min. 2-inch thick top coat	GAFGLAS #75 Base Sheet, Tri-Ply #75 Base Sheet, GAFGLAS #80 Ultima Base Sheet, GAFGLAS Stratavent Nailable Venting Base Sheet	Drill-Tec Base Sheet Fastener (1.7)	9-inch o.c. at min. 3-inch side laps and 18-inch o.c. at two equally spaced staggered center rows.	BP-AA or SBS-AA	SBS-CA1	-45.0
LWC-19.	Min. 22 ga., type B, Grade 33 steel; 5 ft spans or min. 2,500 psi structural concrete	Celcore Cellular Concrete (min. 300 psi) with min. 1 pcf EPS board and min. 2-inch thick top coat	GAFGLAS #75 Base Sheet, Tri-Ply #75 Base Sheet, GAFGLAS #80 Ultima Base Sheet, GAFGLAS Stratavent Nailable Venting Base Sheet	Drill-Tec Base Sheet Fastener (1.7)	7-inch o.c. at min. 3-inch side laps and 7-inch o.c. at two equally spaced staggered center rows.	BP-AA or SBS-AA	SBS-CA1	-75.0
ELASTIZELL (NOA 18-0208.03):								
LWC-20.	Min. 22 ga. type B, Grade 33 vented steel; 6 ft spans or min. 2,500 psi structural concrete	Elastizell Range II Lightweight Insulating Concrete (min. 200 psi) with min. 1 pcf EPS board and min. 2-inch thick top coat	GAFGLAS Stratavent Nailable Venting Base Sheet	Drill-Tec Base Sheet Fastener (1.7 in.) or Drill-Tec Base Sheet Fastener E (1.7 in.)	9-inch o.c. at min. 2-inch laps and 18-inch o.c. in two (2), equally spaced, staggered center rows	SBS-TA	SBS-TA	-45.0
MEARLCRETE (FL13492):								
CONVENTIONAL SYSTEMS:								
LWC-21.	Min. 22 ga. type B, Grade 33 vented steel; 6 ft spans or min. 2,500 psi structural concrete	Mearlcrete (min. 300 psi) with min. 1 pcf EPS board and min. 2-inch thick top coat	Ruberoid Mop Plus Granule (granules down)	Drill-Tec Locking Impact Nail	6-inch o.c. at min. 4-inch side laps and 9-inch o.c. in two, equally spaced staggered center rows.	(Optional) BP-AA, SBS-AA, SBS-TA or APP-TA	SBS-AA, SBS-TA or APP-TA	-45.0

**TABLE 4c: LIGHTWEIGHT INSULATING CONCRETE OVER STEEL OR STRUCTURAL CONCRETE DECKS - NEW CONSTRUCTION OR REROOF (TEAR-OFF)
SYSTEM TYPE E-2: NON-INSULATED, MECHANICALLY ATTACHED BASE SHEET, BONDED ROOF COVER**

SEE [NOTE 10A](#) FOR VAPOR BARRIER OPTIONS

System No.	Deck (Note 1)	Lightweight Concrete (Note 14)	Base Sheet			Roof Cover (Note 15)		MDP (psf)
			Type	Fastener (Note 11)	Attachment	Base Ply	Cap Ply	
LWC-22.	Min. 22 ga. type B, Grade 33 vented steel; 6 ft spans or min. 2,500 psi structural concrete	Mearlcrete (min. 300 psi) with min. 1 pcf EPS board and min. 2-inch thick top coat	GAFGLAS #75 Base Sheet, Tri-Ply #75 Base Sheet, GAFGLAS #80 Ultima Base Sheet, GAFGLAS Stratavent Nailable Venting Base Sheet	Drill-Tec Base Sheet Fastener (1.2 in.)	7.5-inch o.c. at min. 4-inch laps and 12-inch o.c. in three, equally spaced, staggered center rows	(Optional) BP-AA, SBS-AA, SBS-TA or APP-TA	SBS-AA, SBS-TA or APP-TA	-52.5
LWC-23.	Min. 22 ga. type B, Grade 33 vented steel; 6 ft spans or min. 2,500 psi structural concrete	Mearlcrete (min. 300 psi) with min. 1 pcf EPS board and min. 2-inch thick top coat	GAFGLAS #75 Base Sheet, Tri-Ply #75 Base Sheet, GAFGLAS #80 Ultima Base Sheet, GAFGLAS Stratavent Nailable Venting Base Sheet	Drill-Tec Base Sheet Fastener (1.7 in.) or Drill-Tec Base Sheet Fastener E (1.7 in.)	7-inch o.c. at min. 4-inch laps and 7-inch o.c. in two (2), equally spaced, staggered center rows	(Optional) BP-AA, SBS-AA, SBS-TA or APP-TA	SBS-AA, SBS-TA or APP-TA	-52.5
LWC-24.	Structural concrete	Mearlcrete (min. 300 psi) with optional min. 1 pcf Corrugated EPS Holey Board and min. 2-inch thick top coat	GAFGLAS #75 Base Sheet, Tri-Ply #75 Base Sheet, GAFGLAS Stratavent Nailable Venting Base Sheet	Drill-Tec Base Sheet Fastener (1.7)	7-inch o.c. at min. 4-inch laps and 7-inch o.c. in two, equally spaced, staggered center rows	SBS-TA	SBS-TA	-52.5
LWC-25.	Min. 22 ga. type B, Grade 33 vented steel; 6 ft spans or min. 2,500 psi structural concrete	Mearlcrete (min. 742 psi) min. 2-inch thick top coat	GAFGLAS FlexPly 6, GAFGLAS FlexPly 6 M	Drill-Tec Base Sheet Fastener (1.2)	7-inch o.c. at min. 4-inch side laps and 7-inch o.c. in two, equally spaced staggered center rows.	(Optional) BP-AA, SBS-AA	SBS-AA (polyester reinforced, D6164 only)	-52.5
SELF-ADHERING BASE PLY:								
LWC-26.	Min. 22 ga. type B, Grade 33 vented steel; 6 ft spans or min. 2,500 psi structural concrete	Mearlcrete (min. 300 psi) with min. 1 pcf EPS board and min. 2-inch thick top coat	StormSafe Anchor Sheet	Drill-Tec Base Sheet Fastener (1.2 in.)	7.5-inch o.c. at min. 4-inch laps and 12-inch o.c. in three, equally spaced, staggered center rows	(Optional) SBS-SA	SBS-SA	-52.5
PRE-EXISTENT CELLULAR LIGHTWEIGHT CONCRETE:								
CONVENTIONAL SYSTEMS:								
LWC-27.	Min. 22 ga. type BV, Grade 33 steel; 6 ft spans or min. 2,500 psi structural concrete	Min 200 psi pre-existent cellular LWC	Ruberoid Mop Smooth	Drill-Tec XHD Fastener with Drill-Tec Eyehook AccuSeam Plate, Drill-Tec 2-3/8 in. Barbed XHD Plate, Dekfast Galvalume Steel Round 2-3/8" 20-Ga. Barbed Plate or Trufast 2.4" Barbed Metal Seam Plate (MCRF ≥ 345 lbf)	<u>Fasten through LWC to structural deck</u> 18-inch o.c. within 5-inch wide, torched or heat-welded side laps	(Optional) SBS-TA	SBS-TA	-37.5
LWC-28.	Min. 22 ga. type BV, Grade 33 steel; 6 ft spans or min. 2,500 psi structural concrete	Min 200 psi pre-existent cellular LWC	Ruberoid HW Smooth	Drill-Tec XHD Fastener with Drill-Tec 2-3/8 in. Barbed XHD Plate or Trufast 2.4" Barbed Metal Seam Plate (MCRF ≥ 345 lbf)	<u>Fasten through LWC to structural deck</u> 18-inch o.c. within 5-inch wide, torched or heat-welded side laps	(Optional) SBS-TA	SBS-TA	-37.5

**TABLE 4c: LIGHTWEIGHT INSULATING CONCRETE OVER STEEL OR STRUCTURAL CONCRETE DECKS - NEW CONSTRUCTION OR REROOF (TEAR-OFF)
SYSTEM TYPE E-2: NON-INSULATED, MECHANICALLY ATTACHED BASE SHEET, BONDED ROOF COVER**

SEE [NOTE 10A](#) FOR VAPOR BARRIER OPTIONS

System No.	Deck (Note 1)	Lightweight Concrete (Note 14)	Base Sheet			Roof Cover (Note 15)		MDP (psf)
			Type	Fastener (Note 11)	Attachment	Base Ply	Cap Ply	
LWC-29.	Min. 22 ga. type B, Grade 33 steel; 6'-6" spans or min. 2,500 psi structural concrete	Min 250-300 psi pre-existent cellular LWC with min. 1 pcf EPS board and min. 2-inch thick top coat	Ruberoid Mop Smooth	#14 HD Drill-Tec fasteners and 2" Drill-Tec Double-Barbed Round Steel Plate	<u>Fasten through LWC to structural deck</u> 6-inch o.c. within 4-inch heat welded side laps	(Optional) SBS-TA	SBS-TA	-52.5
LWC-30.	Min. 22 ga. type BV, Grade 33 steel; 6 ft spans, or min. 2,500 psi structural concrete	Min. 340 psi, min. 2-inch thick pre-existent cellular lightweight insulating concrete; Note: <i>To qualify the pre-existent LWIC under this assembly, the selected fastener shall achieve an average withdrawal of 60 lbf or greater when tested per Note 11.</i>	GAFGLAS #75 Base Sheet, Tri-Ply #75 Base Sheet, GAFGLAS #80 Ultima Base Sheet, GAFGLAS Stratavent Nailable Venting Base Sheet, Ruberoid 20 Smooth	Drill-Tec Base Sheet Fastener (1.7 in.), Drill-Tec Base Sheet Fastener E (1.7 in.) or Drill-Tec Locking Impact Nail	7-inch o.c. at min. 4-inch side laps and 7-inch o.c. in two (2), equally spaced staggered center rows.	SBS-AA, SBS-TA	SBS-AA, SBS-TA, APP-TA	-52.5
LWC-31.	Min. 22 ga. type BV, Grade 33 steel; 6 ft spans or min. 2,500 psi structural concrete	Min 200 psi pre-existent cellular LWC	Ruberoid Mop Smooth	Drill-Tec XHD Fastener with Drill-Tec Eyehook AccuSeam Plate, Drill-Tec 2-3/8 in. Barbed XHD Plate, Dekfast Galvalume Steel Round 2-3/8" 20-Ga. Barbed Plate or Trufast 2.4" Barbed Metal Seam Plate (MCRF ≥ 345 lbf)	<u>Fasten through LWC to structural deck</u> 12-inch o.c. within 5-inch wide, torched or heat-welded side laps	(Optional) SBS-TA	SBS-TA	-60.0
LWC-32.	Min. 22 ga. type BV, Grade 33 steel; 6 ft spans or min. 2,500 psi structural concrete	Min 200 psi pre-existent cellular LWC	Ruberoid HW Smooth	Drill-Tec XHD Fastener with Drill-Tec 2-3/8 in. Barbed XHD Plate or Trufast 2.4" Barbed Metal Seam Plate (MCRF ≥ 345 lbf)	<u>Fasten through LWC to structural deck</u> 12-inch o.c. within 5-inch wide, torched or heat-welded side laps	(Optional) SBS-TA	SBS-TA	-60.0
LWC-33.	Min. 22 ga. type B, Grade 33 steel; 6 ft spans or min. 2,500 psi structural concrete	Min 250-300 psi pre-existent cellular LWC with min. 1 pcf EPS board and min. 2-inch thick top coat	GAFGLAS FlexPly 6, GAFGLAS FlexPly 6 M	Note 2	<u>Fasten through LWC to structural deck</u> 12-inch o.c. at 4-inch side laps and 12-inch o.c. in two, equally spaced staggered center rows.	(Optional) BP-AA, SBS-AA	SBS-AA, SBS-TA	-67.5
LWC-34.	Min. 22 ga., type BV, Grade 40 steel at max. 6 ft spans or min. 2,500 psi structural concrete	Re-Roof Only: Min. 210 psi, min. 2-inch thick pre-existent cellular lightweight insulating concrete; Note: <i>To qualify the pre-existent LWIC under this assembly, the selected fastener shall achieve an average withdrawal of 95 lbf or greater when tested per Note 11.</i>	Ruberoid 20 Smooth	Drill-Tec Base Sheet Fastener (1.7 in.) or Drill-Tec Base Sheet Fastener E (1.7 in.), Drill-Tec Locking Impact Nail	7-inch o.c. at min. 4-inch laps and 7-inch o.c. in two, equally spaced, staggered center rows	Ruberoid HW 25 Smooth or Ruberoid HW Smooth, torch applied	SBS-TA, APP-TA	-82.5
LWC-35.	Min. 22 ga., type BV, Grade 40 steel at max. 6 ft spans or min. 2,500 psi structural concrete	Re-Roof Only: Min. 210 psi, min. 2-inch thick pre-existent cellular lightweight insulating concrete; Note: <i>To qualify the pre-existent LWIC under this assembly, the selected fastener shall achieve an average withdrawal of 95 lbf or greater when tested per Note 11.</i>	GAFGLAS #80 Ultima Base Sheet or GAFGLAS Stratavent Nailable Venting Base Sheet	Drill-Tec Base Sheet Fastener (1.7 in.), Drill-Tec Locking Impact Nail	7-inch o.c. at min. 4-inch laps and 7-inch o.c. in two, equally spaced, staggered center rows	Ruberoid HW 25 Smooth or Ruberoid HW Smooth, torch applied	SBS-TA, APP-TA	-82.5

**TABLE 4c: LIGHTWEIGHT INSULATING CONCRETE OVER STEEL OR STRUCTURAL CONCRETE DECKS - NEW CONSTRUCTION OR REROOF (TEAR-OFF)
SYSTEM TYPE E-2: NON-INSULATED, MECHANICALLY ATTACHED BASE SHEET, BONDED ROOF COVER**

SEE [NOTE 10A](#) FOR VAPOR BARRIER OPTIONS

System No.	Deck (Note 1)	Lightweight Concrete (Note 14)	Base Sheet			Roof Cover (Note 15)		MDP (psf)
			Type	Fastener (Note 11)	Attachment	Base Ply	Cap Ply	
LWC-36.	Min. 22 ga. type B, Grade 33 steel; 5-ft spans or min. 2,500 psi structural concrete	Min 250 psi pre-existent cellular LWC with optional min. 1 pcf EPS board and min. 2-inch thick top coat	Ruberoid HW Granule (granules down)	Note 2	Fasten through LWC to structural deck 12-inch o.c. at 4-inch side laps and 12-inch o.c. in two, equally spaced staggered center rows.	(Optional) SBS-TA	SBS-TA (polyester, D6164 only)	-97.5

TABLE 4d: LIGHTWEIGHT CONCRETE OVER STEEL CONCRETE DECKS – NEW CONSTRUCTION OR REROOF (TEAR-OFF)

SYSTEM TYPE E-1: THERMAL BARRIER TO DECK, VAPOR BARRIER TO THERMAL BARRIER, LWC TO VAPOR BARRIER, NON-INSULATED, MECHANICALLY ATTACHED BASE SHEET, BONDED ROOF COVER

System No.	Deck (Note 1)	Thermal Barrier			Vapor Barrier	Lightweight Concrete (Note 14)	Base Sheet			Roof Cover (Note 15)		MDP (psf)
		Type	Fasten (Note 2, Note 11)	Attach			Base	Fasten	Spacing	Base Ply	Cap	
MEARLCRETE (FL13492):												
LWC-37.	Min. 22 ga. type BV, Grade 33 steel; 6 ft spans	Min. 0.5-inch DensDeck Prime or SECUROCK Gypsum-Fiber Roof Board	Note 2	1 per 1.6 ft ²	SBS-TA	Min. 300 psi, min. 2-inch thick Mearlcrete	GAFGLAS #75 Base Sheet, Tri-Ply #75 Base Sheet, GAFGLAS #80 Ultima Base Sheet, GAFGLAS Stratavent Nailable Venting Base Sheet	Drill-Tec Base Sheet Fastener (1.7 in.) or Drill-Tec Base Sheet Fastener E (1.7 in.)	7-inch o.c. at min. 4-inch laps and 7-inch o.c. in two (2), equally spaced, staggered center rows	(Optional) BP-AA, SBS-AA, SBS-TA or APP-TA	SBS-AA, SBS-TA or APP-TA	-52.5
PRE-EXISTENT CELLULAR LIGHTWEIGHT CONCRETE:												
LWC-38.	Min. 22 ga. type BV, Grade 33 steel; 6 ft spans	Min. 0.5-inch DensDeck Prime or SECUROCK Gypsum-Fiber Roof Board	Note 2	1 per 1.6 ft ²	SBS-TA	Min. 340 psi, min. 2-inch thick pre-existent cellular lightweight insulating concrete; Note: To qualify the pre-existent LWIC under this assembly, the selected fastener shall achieve MCRF of 60 lbf or greater when tested per Note 11 .	GAFGLAS #75 Base Sheet, Tri-Ply #75 Base Sheet, GAFGLAS #80 Ultima Base Sheet, GAFGLAS Stratavent Nailable Venting Base Sheet, Ruberoid 20 Smooth	Drill-Tec Base Sheet Fastener (1.7 in.), Drill-Tec Base Sheet Fastener E (1.7 in.) or Drill-Tec Locking Impact Nail	7-inch o.c. at min. 4-inch laps and 7-inch o.c. in two (2), equally spaced staggered center rows.	SBS-AA, SBS-TA	SBS-AA, SBS-TA, APP-TA	-52.5

TABLE 4E: LIGHTWEIGHT INSULATING CONCRETE DECKS - NEW CONSTRUCTION OR REROOF (TEAR-OFF)
SYSTEM TYPE F: NON-INSULATED, BONDED ROOF COVER
 SEE [NOTE 13A](#) FOR VAPOR BARRIER OPTIONS

System No.	Deck (Note 1)	Lightweight Concrete (Note 14)	Primer	Roof Cover (Note 15)			MDP (psf)
				Base Ply	Ply	Cap Ply	
CELCORE (FL2037):							
LWC-39.	Structural concrete	Min. 250-300 psi Celcore Cellular Concrete	Matrix 307 Premium Asphalt Primer or ASTM D41	SBS-SA	None	SBS-TA	-52.5
LWC-40.	Structural concrete	Min. 250-300 psi Celcore Cellular Concrete	TOPCOAT PRECOTE	SBS-SA	None	SBS-TA	-100.0
ELASTIZELL (NOA 18-0208.03):							
LWC-41.	Structural concrete	Min. 250-300 psi Elastizell Lightweight Insulating Concrete	Matrix 307 Premium Asphalt Primer or ASTM D41	SBS-SA	None	SBS-SA	-137.5

FBC NON-HVHZ

TABLE 5A: CEMENTITIOUS WOOD FIBER DECKS - REROOF (TEAR-OFF)
SYSTEM TYPE A-1: BONDED INSULATION, BONDED ROOF COVER

System No.	Deck (Notes 1&12)	Base Insulation Layer		Top Insulation Layer		Roof Cover (Note 15)			MDP (psf)	
		Type	Attach (Notes 6,7,8)	Type	Attach (Notes 6,7,8)	Base Ply	Ply	Cap Ply		
CONVENTIONAL SYSTEMS:										
CWF-1.	Existing Tectum (re-roof only)	Min. 1.5-inch EnergyGuard RA, EnergyGuard RH, EnergyGuard RN	OB500	Min. 0.5-inch Structodek High Density Fiberboard Roof Insulation	OB500	BP-AA, SBS-AA	(Optional) One or more BP-AA, SBS-AA, SBS-TA or APP-TA	SBS-AA, SBS-TA or APP-TA	-45.0	
CWF-2.	Existing Tectum (re-roof only)	Min. 1.5-inch EnergyGuard RA, EnergyGuard RH, EnergyGuard RN	OB500	Min. 0.25-inch DensDeck, DensDeck Prime or SECUROCK Gypsum-Fiber Roof Board	OB500	BP-AA, SBS-AA, SBS-TA or APP-TA	(Optional) One or more BP-AA, SBS-AA, SBS-TA or APP-TA	SBS-AA, SBS-TA or APP-TA	-45.0	
SELF-ADHERING BASE PLY:										
CWF-3.	Existing Tectum (re-roof only)	Min. 1.5-inch EnergyGuard RA, EnergyGuard RH, EnergyGuard RN	OB500	Min. 0.25-inch DensDeck, DensDeck Prime or SECUROCK Gypsum-Fiber Roof Board	OB500	SBS-SA	(Optional) SBS-TA or APP-TA	SBS-TA or APP-TA	-45.0	

TABLE 5B: CEMENTITIOUS WOOD FIBER DECKS – NEW CONSTRUCTION OR REROOF (TEAR-OFF)
SYSTEM TYPE B-3: MECHANICALLY ATTACHED ANCHOR SHEET, BONDED INSULATION, BONDED ROOF COVER

System No.	Deck (Note 1)	Anchor Sheet			Base Insulation		Top Insulation		Roof Cover (Note 15)			MDP (psf)
		Type	Fastener (Note 11)	Attach	Type	Attach (Notes 6,7,8)	Type	Attach (Notes 6,7,8)	Base Ply	Ply	Cap Ply	
CONVENTIONAL SYSTEMS:												
CWF-4.	Existing Tectum (re-roof only)	GAFGLAS #75 Base Sheet, Tri-Ply #75 Base Sheet, #80 Ultima Base Sheet, Stratavent Nailable Venting Base Sheet, Ruberoid 20 Smooth, Mop Smooth	Min. 1.8-inch Drill-Tec Locking Impact Nail	9-inch o.c. at the 3-inch lap and 18-inch o.c. in two, equally spaced, staggered center rows	(Optional) Min. 1-inch EnergyGuard	Hot asphalt	Min. 0.25-inch DensDeck, DensDeck Prime or SECUROCK Gypsum-Fiber Roof Board	Hot asphalt	BP-AA, SBS-AA, SBS-TA, APP-TA	(Optional) BP-AA, SBS-AA, SBS-TA, APP-TA	SBS-TA, APP-TA	-45.0*
CWF-5.	Existing Tectum (re-roof only)	GAFGLAS #75 Base Sheet, Tri-Ply #75 Base Sheet, #80 Ultima Base Sheet, Stratavent Nailable Venting Base Sheet, Ruberoid 20 Smooth, Mop Smooth	Min. 1.8-inch Drill-Tec Locking Impact Nail	9-inch o.c. at the 3-inch lap and 18-inch o.c. in two, equally spaced, staggered center rows	(Optional) Min. 1-inch EnergyGuard	Hot asphalt	Min. 0.5-inch Structodek High Density Fiberboard Roof Insulation or min. 0.75-inch EnergyGuard Perlite Roof Insulation (homogeneous)	Hot asphalt	BP-AA, SBS-AA	(Optional) BP-AA, SBS-AA, SBS-TA, APP-TA	SBS-TA, APP-TA	-45.0*

TABLE 5B: CEMENTITIOUS WOOD FIBER DECKS – NEW CONSTRUCTION OR REROOF (TEAR-OFF)
SYSTEM TYPE B-3: MECHANICALLY ATTACHED ANCHOR SHEET, BONDED INSULATION, BONDED ROOF COVER

System No.	Deck (Note 1)	Anchor Sheet			Base Insulation		Top Insulation		Roof Cover (Note 15)			MDP (psf)
		Type	Fastener (Note 11)	Attach	Type	Attach (Notes 6,7,8)	Type	Attach (Notes 6,7,8)	Base Ply	Ply	Cap Ply	
CWF-6.	Min. 2-inch Tectum I Plank	GAFGLAS #75 Base Sheet, Tri-Ply #75 Base Sheet, #80 Ultima Base Sheet, Stratavent Nailable Venting Base Sheet, Ruberoid 20 Smooth, Mop Smooth	Min. 1.8-inch Drill-Tec Locking Impact Nail	6-inch o.c. at the 3-inch lap and 6-inch o.c. in two, equally spaced, staggered center rows	Min. 1-inch EnergyGuard Polyiso Insulation	Hot asphalt	Min. 0.75-inch EnergyGuard Perlite Roof Insulation (homogeneous), min. 0.5-inch Structodek High Density Fiberboard Roof Insulation or EnergyGuard Perlite Recover Board or min. 0.25-inch SECUROCK Gypsum-Fiber Roof Board	Hot asphalt	BP-AA, SBS-AA	(Optional) BP-AA, SBS-AA	SBS-AA	-60.0
CWF-7.	Min. 2-inch Tectum I Plank	GAFGLAS #75 Base Sheet, Tri-Ply #75 Base Sheet, #80 Ultima Base Sheet, Stratavent Nailable Venting Base Sheet, Ruberoid 20 Smooth, Mop Smooth	Min. 1.8-inch Drill-Tec Locking Impact Nail	6-inch o.c. at the 3-inch lap and 6-inch o.c. in two, equally spaced, staggered center rows	Min. 1-inch EnergyGuard Polyiso Insulation	Hot asphalt	Min. 0.25-inch SECUROCK Gypsum-Fiber Roof Board	Hot asphalt	SBS-TA or APP-TA	(Optional) SBS-TA or APP-TA	SBS-TA or APP-TA	-60.0

TABLE 5c: CEMENTITIOUS WOOD FIBER DECKS – NEW CONSTRUCTION OR REROOF (TEAR-OFF)
SYSTEM TYPE E-2: NON-INSULATED, MECHANICALLY ATTACHED BASE SHEET, BONDED ROOF COVER

System No.	Deck (Note 1)	Base Sheet			Roof Cover (Note 15)		MDP (psf)
		Type	Fastener (Note 11)	Attachment	Base Ply	Cap Ply	
CONVENTIONAL SYSTEMS:							
CWF-8.	Existing Tectum (re-roof only)	GAFGLAS Ply 4, GAFGLAS Ply 4 M, Tri-Ply Ply 4 Ply Sheet, GAFGLAS FlexPly 6, GAFGLAS FlexPly 6 M, GAFGLAS #80 Ultima Base Sheet, GAFGLAS Stratavent Nailable Venting Base Sheet	Drill-Tec LD Fastener and Drill-Tec LD Plate	9-inch o.c. at the 4-inch lap and 12-inch o.c. in two, equally spaced, staggered center rows	(Optional) BP-AA, SBS-AA or SBS-TA	SBS-AA or SBS-TA	-30.0
CWF-9.	Existing Tectum (re-roof only)	GAFGLAS #75 Base Sheet, Tri-Ply #75 Base Sheet, #80 Ultima Base Sheet, Stratavent Nailable Venting Base Sheet, Ruberoid 20 Smooth, Mop Smooth	Min. 1.8-inch Drill-Tec Locking Impact Nail	9-inch o.c. at the 3-inch lap and 18-inch o.c. in two, equally spaced, staggered center rows	BP-AA, SBS-AA	SBS-AA, SBS-TA or APP-TA	-45.0*
CWF-10.	Existing Tectum (re-roof only)	Ruberoid 20 Smooth	Drill-Tec LD Fastener and Drill-Tec LD Plate	9-inch o.c. at the 4-inch lap and 12-inch o.c. in two, equally spaced, staggered center rows	(Optional) BP-AA, SBS-AA or SBS-TA	SBS-AA or SBS-TA	-60.0

**TABLE 5c: CEMENTITIOUS WOOD FIBER DECKS – NEW CONSTRUCTION OR REROOF (TEAR-OFF)
SYSTEM TYPE E-2: NON-INSULATED, MECHANICALLY ATTACHED BASE SHEET, BONDED ROOF COVER**

System No.	Deck (Note 1)	Base Sheet			Roof Cover (Note 15)		MDP (psf)
		Type	Fastener (Note 11)	Attachment	Base Ply	Cap Ply	
CWF-11.	Existing Tectum (re-roof only)	Ruberoid HW 25 Smooth	Drill-Tec LD Fastener and Drill-Tec LD Plate	9-inch o.c. at the 4-inch lap and 12-inch o.c. in two, equally spaced, staggered center rows	(Optional) SBS-TA	SBS-TA	-60.0
CWF-12.	Existing Tectum (re-roof only)	GAFGLAS Ply 4, GAFGLAS Ply 4 M, Tri-Ply Ply 4 Ply Sheet, GAFGLAS FlexPly 6, GAFGLAS FlexPly 6 M, GAFGLAS #80 Ultima Base Sheet, GAFGLAS Stratavent Nailable Venting Base Sheet or Ruberoid 20 Smooth	Drill-Tec LD Fastener and Drill-Tec LD Plate	7-inch o.c. at the 4-inch lap and 7-inch o.c. in two, equally spaced, staggered center rows	(Optional) BP-AA, SBS-AA or SBS-TA	SBS-AA or SBS-TA	-67.5
CWF-13.	Existing Tectum (re-roof only)	Ruberoid HW 25 Smooth	Drill-Tec LD Fastener and Drill-Tec LD Plate	7-inch o.c. at the 4-inch lap and 7-inch o.c. in two, equally spaced, staggered center rows	(Optional) SBS-TA	SBS-TA	-67.5
CWF-14.	Min. 2-inch Tectum I Plank	GAFGLAS #75 Base Sheet, Tri-Ply #75 Base Sheet, #80 Ultima Base Sheet, Stratavent Nailable Venting Base Sheet, Ruberoid 20 Smooth, Mop Smooth	Min. 1.8-inch Drill-Tec Locking Impact Nail	6-inch o.c. at the 4-inch lap and 6-inch o.c. in two, equally spaced, staggered center rows	(Optional) SBS-AA or SBS-TA	SBS-AA or SBS-TA	-75.0
HYBRID HOT/COLD-APPLIED SYSTEMS:							
CWF-15.	Existing Tectum (re-roof only)	GAFGLAS #75 Base Sheet, Tri-Ply #75 Base Sheet, GAFGLAS #80 Ultima Base Sheet, GAFGLAS Stratavent Nailable Venting Base Sheet	Min. 1.8-inch Drill-Tec Locking Impact Nail	9-inch o.c. at the 2-inch lap and 9-inch o.c. at two, equally spaced, staggered center rows	BP-AA or SBS-AA	SBS-CA1	-45.0*

TABLE 6A: GYPSUM DECKS – REROOF (TEAR-OFF)
SYSTEM TYPE A-1: BONDED INSULATION, BONDED ROOF COVER

System No.	Deck (Note 1 and Note 12)	Base Insulation Layer		Top Insulation Layer		Roof Cover (Note 15)			MDP (psf)
		Type	Attach (Notes 6,7,8)	Type	Attach (Notes 6,7,8)	Base Ply	Ply	Cap Ply	
CONVENTIONAL SYSTEMS:									
G-1.	Existing sound gypsum or gypsum plank	Min. 1-inch EnergyGuard Polyiso Insulation, EnergyGuard RA, EnergyGuard RH, EnergyGuard RN	OB500	Min. 0.25-inch DensDeck Prime or SECUROCK Gypsum-Fiber Roof Board	OB500	SBS-TA, APP-TA	(Optional) SBS-TA, APP-TA	SBS-TA, APP-TA	-190.0
SELF-ADHERING BASE PLY:									
G-2.	Existing sound gypsum or gypsum plank	Min. 1-inch EnergyGuard Polyiso Insulation or EnergyGuard RH	OB500	(Optional) Additional layer(s) of base insulation	OB500	SBS-SA	None	SBS-SA	-87.5
G-3.	Existing sound gypsum or gypsum plank	Min. 1-inch EnergyGuard Polyiso Insulation, EnergyGuard RA, EnergyGuard RH, EnergyGuard RN	OB500	Min. 0.25-inch SECUROCK Gypsum-Fiber Roof Board	OB500	SBS-SA	(Optional) SBS-TA, APP-TA	SBS-TA, APP-TA	-105.0
G-4.	Existing sound gypsum or gypsum plank	Min. 1-inch EnergyGuard Polyiso Insulation or EnergyGuard RN	OB500	(Optional) Additional layer(s) of base insulation	OB500	SBS-SA	(Optional) SBS-TA, APP-TA	SBS-TA, APP-TA	-147.5

TABLE 6B: GYPSUM DECKS – REROOF (TEAR-OFF)
SYSTEM TYPE B-3: MECHANICALLY ATTACHED ANCHOR SHEET, BONDED INSULATION, BONDED ROOF COVER

System No.	Deck (Note 1)	Anchor Sheet			Base Insulation		Top Insulation		Roof Cover (Note 15)			MDP (psf)
		Type	Fastener (Note 11)	Attach	Type	Attach (Notes 6,7,8)	Type	Attach (Notes 6,7,8)	Base Ply	Ply	Cap Ply	
CONVENTIONAL SYSTEMS:												
G-5.	Existing sound gypsum or gypsum plank	GAFGLAS #75 Base Sheet, Tri-Ply #75 Base Sheet, #80 Ultima Base Sheet, Stratavent Nailable Venting Base Sheet, Ruberoid 20 Smooth, Mop Smooth	Min. 1.8-inch Drill-Tec Locking Impact Nail	9-inch o.c. at the 3-inch lap and 18-inch o.c. in two, equally spaced, staggered center rows	(Optional) Min. 1-inch EnergyGuard	Hot asphalt	Min. 0.25-inch DensDeck, DensDeck Prime or SECUROCK Gypsum-Fiber Roof Board	Hot asphalt	BP-AA, SBS-AA, SBS-TA, APP-TA	(Optional) BP-AA, SBS-AA, SBS-TA, APP-TA	SBS-TA, APP-TA	-45.0*
G-6.	Existing sound gypsum or gypsum plank	GAFGLAS #75 Base Sheet, Tri-Ply #75 Base Sheet, #80 Ultima Base Sheet, Stratavent Nailable Venting Base Sheet, Ruberoid 20 Smooth, Mop Smooth	Min. 1.8-inch Drill-Tec Locking Impact Nail	9-inch o.c. at the 3-inch lap and 18-inch o.c. in two, equally spaced, staggered center rows	(Optional) Min. 1-inch EnergyGuard	Hot asphalt	Min. 0.5-inch Structodek High Density Fiberboard Roof Insulation or min. 0.75-inch EnergyGuard Perlite Roof Insulation (homogeneous)	Hot asphalt	BP-AA, SBS-AA	(Optional) BP-AA, SBS-AA, SBS-TA, APP-TA	SBS-TA, APP-TA	-45.0*
VENTING SYSTEMS:												

TABLE 6B: GYPSUM DECKS – REROOF (TEAR-OFF)												
SYSTEM TYPE B-3: MECHANICALLY ATTACHED ANCHOR SHEET, BONDED INSULATION, BONDED ROOF COVER												
System No.	Deck (Note 1)	Anchor Sheet			Base Insulation		Top Insulation		Roof Cover (Note 15)			MDP (psf)
		Type	Fastener (Note 11)	Attach	Type	Attach (Notes 6,7,8)	Type	Attach (Notes 6,7,8)	Base Ply	Ply	Cap Ply	
G-7.	Existing sound gypsum or gypsum plank	GAFGLAS #75 Base Sheet, Tri-Ply #75 Base Sheet, GAFGLAS #80 Ultima Base Sheet, GAFGLAS Stratavent Nailable Venting Base Sheet	Min. 1.8-inch Drill-Tec Locking Impact Nail or Drill-Tec Base Sheet Fastener (1.2 in)	9-inch o.c. at the 2-inch lap and 18-inch o.c. in two, equally spaced, staggered center rows	Min. 1.5-inch EnergyGuard RA, EnergyGuard RH, EnergyGuard RN	Hot asphalt	Min. 0.5-inch EnergyGuard Perlite Recover Board or min. 0.75-inch EnergyGuard Perlite Roof Insulation (homogeneous)	Hot asphalt	GAFGLAS Stratavent Perforated Venting Base Sheet	BP-AA, SBS-AA	SBS-AA or SBS-TA	-45.0*
G-8.	Existing sound gypsum or gypsum plank	GAFGLAS Stratavent Nailable Venting Base Sheet	Min. 1.8-inch Drill-Tec Locking Impact Nail	9-inch o.c. at the 2-inch lap and 18-inch o.c. in two, equally spaced, staggered center rows	Min. 1.5-inch EnergyGuard RA, EnergyGuard RH, EnergyGuard RN	Hot asphalt	None	N/A	GAFGLAS Stratavent Perforated Venting Base Sheet	Two plies SBS-AA	SBS-AA	-45.0*

TABLE 6C: GYPSUM DECKS - REROOF (TEAR-OFF)										
SYSTEM TYPE C-1: MECHANICALLY ATTACHED INSULATION, BONDED ROOF COVER										
System No.	Deck (Note 1)	Base Insulation Layer (Note 3, Note 13)	Top Insulation Layer			Roof Cover (Note 15)			MDP (psf)	
			Type	Fastener (Note 11)	Attach	Base Ply	Ply	Cap Ply		
G-9.	Existing sound gypsum or gypsum plank	(Optional) One or more layers, any combination, loose laid	Min. 0.75-inch EnergyGuard Perlite Roof Insulation (homogeneous)	Drill-Tec Polymer Gyptec Fastener with Drill-Tec Gyptec Plate	1 per 1.3 ft2	BP-AA or SBS-AA	(Optional) BP-AA, SBS-AA or SBS-TA	SBS-AA or SBS-TA	-62.5*	

TABLE 6D: GYPSUM DECKS - REROOF (TEAR-OFF)										
SYSTEM TYPE E-2: NON-INSULATED, MECHANICALLY ATTACHED BASE SHEET, BONDED ROOF COVER										
System No.	Deck (Note 1)	Base Sheet			Roof Cover (Note 15)		MDP (psf)			
		Type	Fastener (Note 11)	Attachment	Base Ply	Cap Ply				
CONVENTIONAL SYSTEMS:										
G-10.	Existing sound gypsum or gypsum plank	GAFGLAS Ply 4, GAFGLAS Ply 4 M, Tri-Ply Ply 4 Ply Sheet, GAFGLAS FlexPly 6, GAFGLAS FlexPly 6 M, GAFGLAS #80 Ultima Base Sheet, GAFGLAS Stratavent Nailable Venting Base Sheet	Drill-Tec LD Fastener and Drill-Tec LD Plate	9-inch o.c. at the 4-inch lap and 12-inch o.c. in two, equally spaced, staggered center rows	(Optional) BP-AA, SBS-AA or SBS-TA	SBS-AA or SBS-TA	-30.0			
G-11.	Existing sound gypsum or gypsum plank	GAFGLAS Stratavent Nailable Venting Base Sheet	Drill-Tec Locking Impact Nail	9-inch o.c. at min. 2-inch laps and 18-inch o.c. in two, equally spaced, staggered center rows	BP-AA, SBS-AA	SBS-AA, SBS-TA or APP-TA	-45.0*			
G-12.	Existing sound gypsum or gypsum plank	GAFGLAS #75 Base Sheet, Tri-Ply #75 Base Sheet	Drill-Tec Base Sheet Fastener (1.2 in.)	9-inch o.c. at min. 2-inch laps and 18-inch o.c. in two, equally spaced, staggered center rows	SBS-TA	SBS-TA	-45.0*			

TABLE 6D: GYPSUM DECKS - REROOF (TEAR-OFF)
SYSTEM TYPE E-2: NON-INSULATED, MECHANICALLY ATTACHED BASE SHEET, BONDED ROOF COVER

System No.	Deck (Note 1)	Base Sheet			Roof Cover (Note 15)		MDP (psf)
		Type	Fastener (Note 11)	Attachment	Base Ply	Cap Ply	
G-13.	Existing sound gypsum or gypsum plank	GAFGLAS #75 Base Sheet, Tri-Ply #75 Base Sheet, GAFGLAS #80 Ultima Base Sheet or GAFGLAS Stratavent Nailable Venting Base Sheet	Drill-Tec Base Sheet Fastener (1.2 in.)	9-inch o.c. at min. 2-inch laps and 12-inch o.c. in two, equally spaced, staggered center rows	(Optional) BP-AA, SBS-AA, SBS-TA or APP-TA	SBS-AA, SBS-TA or APP-TA	-50.0*
G-14.	Existing sound gypsum or gypsum plank	Ruberoid 20 Smooth	Drill-Tec LD Fastener and Drill-Tec LD Plate	9-inch o.c. at the 4-inch lap and 12-inch o.c. in two, equally spaced, staggered center rows	(Optional) BP-AA, SBS-AA or SBS-TA	SBS-AA or SBS-TA	-60.0
G-15.	Existing sound gypsum or gypsum plank	Ruberoid HW 25 Smooth	Drill-Tec LD Fastener and Drill-Tec LD Plate	9-inch o.c. at the 4-inch lap and 12-inch o.c. in two, equally spaced, staggered center rows	(Optional) SBS-TA	SBS-TA	-60.0
G-16.	Existing sound gypsum or gypsum plank	GAFGLAS #75 Base Sheet, Tri-Ply #75 Base Sheet, GAFGLAS #80 Ultima Base Sheet or GAFGLAS Stratavent Nailable Venting Base Sheet	Drill-Tec Base Sheet Fastener (1.2 in.)	9-inch o.c. at min. 2-inch laps and 9-inch o.c. in three, equally spaced, staggered center rows	(Optional) BP-AA, SBS-AA, SBS-TA or APP-TA	SBS-AA, SBS-TA or APP-TA	-57.5*
G-17.	Existing sound gypsum or gypsum plank	GAFGLAS Ply 4, GAFGLAS Ply 4 M, Tri-Ply Ply 4 Ply Sheet, GAFGLAS FlexPly 6, GAFGLAS FlexPly 6 M, GAFGLAS #80 Ultima Base Sheet, GAFGLAS Stratavent Nailable Venting Base Sheet or Ruberoid 20 Smooth	Drill-Tec LD Fastener and Drill-Tec LD Plate	7-inch o.c. at the 4-inch lap and 7-inch o.c. in two, equally spaced, staggered center rows	(Optional) BP-AA, SBS-AA or SBS-TA	SBS-AA or SBS-TA	-67.5
G-18.	Existing sound gypsum or gypsum plank	Ruberoid HW 25 Smooth	Drill-Tec LD Fastener and Drill-Tec LD Plate	7-inch o.c. at the 4-inch lap and 7-inch o.c. in two, equally spaced, staggered center rows	(Optional) SBS-TA	SBS-TA	-67.5
HYBRID HOT/COLD-APPLIED SYSTEMS:							
G-19.	Existing sound gypsum or gypsum plank	GAFGLAS #75 Base Sheet, Tri-Ply #75 Base Sheet, GAFGLAS #80 Ultima Base Sheet, GAFGLAS Stratavent Nailable Venting Base Sheet	Drill-Tec Locking Impact Nail	9-inch o.c. at min. 2-inch laps and 18-inch o.c. at two, equally spaced, staggered center rows	BP-AA or SBS-AA	SBS-CA1	-45.0*
G-20.	Existing sound gypsum or gypsum plank	GAFGLAS #75 Base Sheet, Tri-Ply #75 Base Sheet, GAFGLAS #80 Ultima Base Sheet, GAFGLAS Stratavent Nailable Venting Base Sheet	Drill-Tec Locking Impact Nail	7.5-inch o.c. at min. 2-inch laps and 7.5-inch o.c. at one center rows	BP-AA or SBS-AA	SBS-CA1	-45.0*

TABLE 7A: RECOVER APPLICATIONS
SYSTEM TYPE A-1: BONDED INSULATION, BONDED ROOF COVER (BASE INSULATION LAYER ONLY)

^A The reported MDP documents the allowable maximum design pressure of the new insulation, coverboard and roof cover when adhered to the substrate, irrespective of the deck type (See [Note 1](#)) or performance of the substrate (See [Note 12](#)). The deck and substrate shall be capable of resisting the project design pressure requirements, not to exceed the noted MDP, to the satisfaction of the Authority Having Jurisdiction.

System No.	Substrate (Note 1 and Note 12)	Base Insulation Layer		Roof Cover (Note 15)			MDP (psf) ^A
		Type	Attach (Notes 6,7,8)	Base Ply	Ply	Cap Ply	
CONVENTIONAL SYSTEMS WITH BASE INSULATION LAYER ONLY							
R-1.	Existing asphaltic roof cover	Min. 0.75-inch EnergyGuard Perlite Roof Insulation (homogeneous)	Hot asphalt	BP-AA, SBS-AA	(Optional) One or more BP-AA, SBS-AA, SBS-TA or APP-TA	SBS-AA, SBS-TA or APP-TA	-140.0
R-2.	Existing asphaltic roof cover	Min. 0.5-inch EnergyGuard Perlite Recover Board	Hot asphalt	BP-AA, SBS-AA	(Optional) One or more BP-AA, SBS-AA, SBS-TA or APP-TA	SBS-AA, SBS-TA or APP-TA	-165.0
R-3.	Existing asphaltic roof cover	Min. 0.5-inch Structodek High Density Fiberboard Roof Insulation	Hot asphalt	BP-AA, SBS-AA	(Optional) One or more BP-AA, SBS-AA, SBS-TA or APP-TA	SBS-AA, SBS-TA or APP-TA	-165.0
R-4.	Existing asphaltic roof cover	Min. 1.5-inch EnergyGuard Composite	Hot asphalt	BP-AA, SBS-AA	(Optional) One or more BP-AA, SBS-AA	SBS-AA, SBS-TA or APP-TA	-240.0
R-5.	Existing granule surface cap sheet	Min. 0.25-inch DensDeck Prime or SECUROCK Gypsum-Fiber Roof Board	Hot asphalt	SBS-TA, APP-TA	(Optional) SBS-TA, APP-TA	SBS-TA, APP-TA	-240.0
R-6.	New or existing smooth- or granule-surface asphalt BUR or SBS modified bitumen or granule-surface APP modified bitumen	Min. 0.25-inch DensDeck Prime or SECUROCK Gypsum-Fiber Roof Board	LRF-M Canister	SBS-TA, APP-TA	(Optional) SBS-TA, APP-TA	SBS-TA, APP-TA	-240.0
R-7.	Existing gravel-surfaced BUR, brushed/spudded and vacuumed to remove loose gravel	Min. 0.25-inch DensDeck Prime or SECUROCK Gypsum-Fiber Roof Board	LRF-XF	SBS-TA, APP-TA	(Optional) SBS-TA, APP-TA	SBS-TA, APP-TA	-110.0
R-8.	Existing gravel-surfaced BUR, brushed/spudded and vacuumed to remove loose gravel	Min. 0.25-inch DensDeck Prime or SECUROCK Gypsum-Fiber Roof Board	LRF-XF, 6-inch o.c.	SBS-TA, APP-TA	(Optional) SBS-TA, APP-TA	SBS-TA, APP-TA	-157.5
R-9.	Existing asphaltic roof cover	Min. 0.25-inch SECUROCK Gypsum-Fiber Roof Board	LRF-XF	SBS-TA, APP-TA	(Optional) SBS-TA, APP-TA	SBS-TA, APP-TA	-180.0
R-10.	Existing gravel-surfaced BUR, brushed/spudded and vacuumed to remove loose gravel	Min. 0.25-inch DensDeck Prime or SECUROCK Gypsum-Fiber Roof Board	LRF-XF, 4-inch o.c.	SBS-TA, APP-TA	(Optional) SBS-TA, APP-TA	SBS-TA, APP-TA	-180.0
R-11.	Existing gravel-surfaced BUR, brushed/spudded and vacuumed to remove loose gravel	Min. 0.25-inch DensDeck Prime	LRF-XF, 4-inch o.c.	SBS-TA	(Optional) SBS-TA	SBS-TA	-200.0
R-12.	Existing asphaltic roof cover	Min. 0.25-inch DensDeck Prime	LRF-XF	SBS-TA	(Optional) SBS-TA	SBS-TA	-245.0
R-13.	Existing gravel-surfaced BUR, brushed/spudded and vacuumed to remove loose gravel	Min. 0.5-inch Structodek High Density Fiberboard Roof Insulation	OB500	BP-AA, SBS-AA	(Optional) One or more BP-AA, SBS-AA, SBS-TA or APP-TA	SBS-AA, SBS-TA or APP-TA	-110.0
R-14.	Existing gravel-surfaced BUR, brushed/spudded and vacuumed to remove loose gravel	Min. 0.25-inch DensDeck Prime or SECUROCK Gypsum-Fiber Roof Board	OB500	SBS-TA, APP-TA	(Optional) SBS-TA, APP-TA	SBS-TA, APP-TA	-110.0

TABLE 7A: RECOVER APPLICATIONS
SYSTEM TYPE A-1: BONDED INSULATION, BONDED ROOF COVER (BASE INSULATION LAYER ONLY)

^A The reported MDP documents the allowable maximum design pressure of the new insulation, coverboard and roof cover when adhered to the substrate, irrespective of the deck type (See [Note 1](#)) or performance of the substrate (See [Note 12](#)). The deck and substrate shall be capable of resisting the project design pressure requirements, not to exceed the noted MDP, to the satisfaction of the Authority Having Jurisdiction.

System No.	Substrate (Note 1 and Note 12)	Base Insulation Layer		Roof Cover (Note 15)			MDP (psf) ^A
		Type	Attach (Notes 6,7,8)	Base Ply	Ply	Cap Ply	
R-15.	Existing asphaltic roof cover	Min. 0.5-inch Structodek High Density Fiberboard Roof Insulation	OB500	BP-AA, SBS-AA	(Optional) One or more BP-AA, SBS-AA, SBS-TA or APP-TA	SBS-AA, SBS-TA or APP-TA	-120.0
R-16.	Existing asphaltic roof cover	Min. 0.25-inch DensDeck Prime	OB500	SBS-TA	(Optional) One or more SBS-TA	SBS-TA	-120.0
R-17.	Existing gravel-surfaced BUR, brushed/spudded and vacuumed to remove loose gravel	Min. 0.5-inch Structodek High Density Fiberboard Roof Insulation	OB500, 6-inch o.c.	BP-AA, SBS-AA	(Optional) One or more BP-AA, SBS-AA, SBS-TA or APP-TA	SBS-AA, SBS-TA or APP-TA	-157.5
R-18.	Existing gravel-surfaced BUR, brushed/spudded and vacuumed to remove loose gravel	Min. 0.25-inch DensDeck Prime or SECUROCK Gypsum-Fiber Roof Board	OB500, 6-inch o.c.	SBS-TA, APP-TA	(Optional) SBS-TA, APP-TA	SBS-TA, APP-TA	-157.5
R-19.	Existing gravel-surfaced BUR, brushed/spudded and vacuumed to remove loose gravel	Min. 0.5-inch Structodek High Density Fiberboard Roof Insulation	OB500, 4-inch o.c.	BP-AA, SBS-AA	(Optional) One or more BP-AA, SBS-AA, SBS-TA or APP-TA	SBS-AA, SBS-TA or APP-TA	-165.0
R-20.	Existing gravel-surfaced BUR, brushed/spudded and vacuumed to remove loose gravel	Min. 0.25-inch DensDeck Prime or SECUROCK Gypsum-Fiber Roof Board	OB500, 4-inch o.c.	SBS-TA, APP-TA	(Optional) SBS-TA, APP-TA	SBS-TA, APP-TA	-200.0
R-21.	Existing granule surface cap sheet	Min. 0.25-inch DensDeck Prime or SECUROCK Gypsum-Fiber Roof Board	OB500, 6-inch o.c.	SBS-TA, APP-TA	(Optional) SBS-TA, APP-TA	SBS-TA, APP-TA	-240.0
SELF-ADHERING BASE PLY WITH BASE INSULATION LAYER ONLY							
R-22.	Existing asphaltic roof cover	Min. 1.5-inch EnergyGuard Ultra	Hot asphalt	SBS-SA	(Optional) SBS-SA, SBS-TA, APP-TA	SBS-SA, SBS-TA, APP-TA	-90.0
R-23.	Existing asphaltic roof cover	Min. 1.5-inch EnergyGuard RN	Hot asphalt	SBS-SA	(Optional) SBS-SA, SBS-TA, APP-TA	SBS-TA, APP-TA	-210.0
R-24.	Existing asphaltic roof cover	Min. 1.5-inch EnergyGuard RA	Hot asphalt	SBS-SA	(Optional) SBS-SA, SBS-TA, APP-TA	SBS-TA, APP-TA	-217.5
R-25.	Existing smooth-surface BUR over concrete deck	Min. 0.5-inch EnergyGuard Polyiso Insulation, EnergyGuard Ultra	LRF-M, M-OSFA	SBS-SA	(Optional) SBS-TA, APP-TA	SBS-TA, APP-TA	-75.0
R-26.	Existing smooth surfaced BUR or granule surface roof cover	Min. 0.5-inch EnergyGuard RH HD Polyiso Insulation, EnergyGuard HD Polyiso Cover Board, EnergyGuard HD Plus Polyiso Cover Board	LRF-M, M-OSFA	SBS-SA	(Optional) SBS-TA or APP-TA	SBS-TA or APP-TA	-75.0
R-27.	Existing gravel-surfaced BUR, brushed/spudded and vacuumed to remove loose gravel	Min. 0.5-inch EnergyGuard Polyiso Insulation, EnergyGuard Ultra	LRF-M	SBS-SA	(Optional) SBS-TA or APP-TA	SBS-TA or APP-TA	-110.0
R-28.	Existing gravel-surfaced BUR, brushed/spudded and vacuumed to remove loose gravel	Min. 0.5-inch EnergyGuard Polyiso Insulation, EnergyGuard Ultra	LRF-M, 6-inch o.c.	SBS-SA	(Optional) SBS-TA or APP-TA	SBS-TA or APP-TA	-157.5

TABLE 7A: RECOVER APPLICATIONS
SYSTEM TYPE A-1: BONDED INSULATION, BONDED ROOF COVER (BASE INSULATION LAYER ONLY)

^A The reported MDP documents the allowable maximum design pressure of the new insulation, coverboard and roof cover when adhered to the substrate, irrespective of the deck type (See [Note 1](#)) or performance of the substrate (See [Note 12](#)). The deck and substrate shall be capable of resisting the project design pressure requirements, not to exceed the noted MDP, to the satisfaction of the Authority Having Jurisdiction.

System No.	Substrate (Note 1 and Note 12)	Base Insulation Layer		Roof Cover (Note 15)			MDP (psf) ^A
		Type	Attach (Notes 6,7,8)	Base Ply	Ply	Cap Ply	
R-29.	Existing gravel-surfaced BUR, brushed/spudded and vacuumed to remove loose gravel	Min. 0.5-inch EnergyGuard Polyiso Insulation, EnergyGuard Ultra	LRF-M, 4-inch o.c.	SBS-SA	(Optional) SBS-TA or APP-TA	SBS-TA or APP-TA	-200.0
R-30.	Existing granule-surface BUR or modified bitumen or smooth-surface SBS modified bitumen over concrete deck	Min. 0.5-inch EnergyGuard Polyiso Insulation, EnergyGuard Ultra	LRF-M, M-OSFA	SBS-SA	(Optional) SBS-TA, APP-TA	SBS-TA, APP-TA	-225.0
R-31.	New or existing smooth- or granule-surface asphalt BUR or SBS modified bitumen or granule-surface APP modified bitumen	Min. 0.25-inch SECUROCK Gypsum-Fiber Roof Board	LRF-M Canister	SBS-SA	(Optional) SBS-TA or APP-TA	SBS-TA or APP-TA	-137.5
R-32.	New or existing smooth- or granule-surface asphalt BUR or SBS modified bitumen or granule-surface APP modified bitumen	Min. 1.5-inch EnergyGuard RN	LRF-M Canister	SBS-SA	(Optional) SBS-TA or APP-TA	SBS-TA or APP-TA	-162.5
R-33.	New or existing smooth- or granule-surface asphalt BUR or SBS modified bitumen or granule-surface APP modified bitumen	Min. 1.5-inch EnergyGuard RA or EnergyGuard RH	LRF-M Canister	SBS-SA	(Optional) SBS-SA, SBS-TA, APP-TA	SBS-TA, APP-TA	-217.5
R-34.	New or existing smooth- or granule-surface asphalt BUR or SBS modified bitumen or granule-surface APP modified bitumen	Min. 1.5-inch EnergyGuard Polyiso Insulation	LRF-M Canister	SBS-SA	(Optional) SBS-TA or APP-TA	SBS-TA or APP-TA	-232.5
R-35.	New or existing smooth- or granule-surface asphalt BUR or SBS modified bitumen or granule-surface APP modified bitumen	Min. 0.25-inch SECUROCK Gypsum-Fiber Roof Board primed with Matrix 307 Premium Asphalt Primer or ASTM D41 primer	LRF-M Canister	SBS-SA	(Optional) SBS-TA or APP-TA	SBS-TA or APP-TA	-285.0
R-36.	Existing gravel-surfaced BUR, brushed/spudded and vacuumed to remove loose gravel	Min. 1.5-inch EnergyGuard RA	LRF-XF	SBS-SA	(Optional) SBS-SA, SBS-TA, APP-TA	SBS-TA, APP-TA	-110.0
R-37.	Existing gravel-surfaced BUR, brushed/spudded and vacuumed to remove loose gravel	Min. 1.5-inch EnergyGuard Polyiso Insulation, EnergyGuard Ultra or Min. 0.25-inch SECUROCK Gypsum-Fiber Roof Board	LRF-XF	SBS-SA	(Optional) SBS-TA or APP-TA	SBS-TA or APP-TA	-110.0
R-38.	Existing asphaltic roof cover	Min. 0.25-inch SECUROCK Gypsum-Fiber Roof Board	LRF-XF	SBS-SA	(Optional) SBS-TA or APP-TA	SBS-TA or APP-TA	-120.0
R-39.	Existing asphaltic roof cover	Min. 0.25-inch SECUROCK Gypsum-Fiber Roof Board primed with Matrix 307 Premium Asphalt Primer or ASTM D41 primer	LRF-XF	SBS-SA	(Optional) SBS-TA or APP-TA	SBS-TA or APP-TA	-120.0
R-40.	Existing gravel-surfaced BUR, brushed/spudded and vacuumed to remove loose gravel	Min. 0.25-inch SECUROCK Gypsum-Fiber Roof Board	LRF-XF, 6-inch o.c.	SBS-SA	(Optional) SBS-TA or APP-TA	SBS-TA or APP-TA	-137.5
R-41.	Existing gravel-surfaced BUR, brushed/spudded and vacuumed to remove loose gravel	Min. 1.5-inch EnergyGuard RA	LRF-XF, 6-inch o.c.	SBS-SA	(Optional) SBS-SA, SBS-TA, APP-TA	SBS-TA, APP-TA	-157.5

TABLE 7A: RECOVER APPLICATIONS
SYSTEM TYPE A-1: BONDED INSULATION, BONDED ROOF COVER (BASE INSULATION LAYER ONLY)

^A The reported MDP documents the allowable maximum design pressure of the new insulation, coverboard and roof cover when adhered to the substrate, irrespective of the deck type (See [Note 1](#)) or performance of the substrate (See [Note 12](#)). The deck and substrate shall be capable of resisting the project design pressure requirements, not to exceed the noted MDP, to the satisfaction of the Authority Having Jurisdiction.

System No.	Substrate (Note 1 and Note 12)	Base Insulation Layer		Roof Cover (Note 15)			MDP (psf) ^A
		Type	Attach (Notes 6,7,8)	Base Ply	Ply	Cap Ply	
R-42.	Existing gravel-surfaced BUR, brushed/spudded and vacuumed to remove loose gravel	Min. 0.25-inch DensDeck primed with Matrix 307 Premium Asphalt Primer or ASTM D41 primer	LRF-XF, 6-inch o.c.	SBS-SA	(Optional) SBS-TA or APP-TA	SBS-TA or APP-TA	-157.5
R-43.	Existing gravel-surfaced BUR, brushed/spudded and vacuumed to remove loose gravel	Min. 1.5-inch EnergyGuard Polyiso Insulation, EnergyGuard Ultra or Min. 0.25-inch SECUROCK Gypsum-Fiber Roof Board primed with Matrix 307 Premium Asphalt Primer or ASTM D41 primer	LRF-XF, 6-inch o.c.	SBS-SA	(Optional) SBS-TA or APP-TA	SBS-TA or APP-TA	-157.5
R-44.	Existing smooth- or granule-surface BUR or modified bitumen over concrete deck	Min. 0.5-inch EnergyGuard Polyiso Insulation, EnergyGuard Ultra	LRF-XF	SBS-SA	(Optional) SBS-TA, APP-TA	SBS-TA, APP-TA	-180.0
R-45.	Existing gravel-surfaced BUR, brushed/spudded and vacuumed to remove loose gravel	Min. 1.5-inch EnergyGuard Polyiso Insulation, EnergyGuard Ultra or Min. 0.25-inch SECUROCK Gypsum-Fiber Roof Board primed with Matrix 307 Premium Asphalt Primer or ASTM D41 primer	LRF-XF, 4-inch o.c.	SBS-SA	(Optional) SBS-TA or APP-TA	SBS-TA or APP-TA	-180.0
R-46.	Existing gravel-surfaced BUR, brushed/spudded and vacuumed to remove loose gravel	Min. 1.5-inch EnergyGuard RA	LRF-XF, 4-inch o.c.	SBS-SA	(Optional) SBS-SA, SBS-TA, APP-TA	SBS-TA, APP-TA	-200.0
R-47.	Existing asphaltic roof cover	Min. 1.5-inch EnergyGuard RA	LRF-XF	SBS-SA	(Optional) SBS-SA, SBS-TA, APP-TA	SBS-TA, APP-TA	-217.5
R-48.	Existing smooth surfaced BUR / APP modified bitumen or granule surface roof cover over structural concrete deck	Min. 0.5-inch EnergyGuard RH HD Polyiso Insulation, EnergyGuard HD Polyiso Cover Board, EnergyGuard HD Plus Polyiso Cover Board	OB500	SBS-SA	(Optional) SBS-TA or APP-TA	SBS-TA or APP-TA	-97.5
R-49.	Existing asphaltic roof cover or gravel-surfaced BUR, brushed/spudded and vacuumed to remove loose gravel	Min 0.5-inch Structodek High Density Fiberboard Roof Insulation	OB500, 6-inch o.c.	SBS-SA	(Optional) SBS-SA	SBS-SA	-110.0
R-50.	Existing gravel-surfaced BUR, brushed/spudded and vacuumed to remove loose gravel	Min. 1.5-inch EnergyGuard RA, EnergyGuard RH, EnergyGuard RN	OB500	SBS-SA	(Optional) SBS-SA	SBS-SA	-110.0
R-51.	Existing gravel-surfaced BUR, brushed/spudded and vacuumed to remove loose gravel	Min. 0.25-inch DensDeck primed with Matrix 307 Premium Asphalt Primer or ASTM D41 primer	OB500	SBS-SA	(Optional) SBS-TA or APP-TA	SBS-TA or APP-TA	-110.0
R-52.	Existing gravel-surfaced BUR, brushed/spudded and vacuumed to remove loose gravel	Min. 1.5-inch EnergyGuard RN, Min. 0.5-inch EnergyGuard Polyiso Insulation, EnergyGuard Ultra or Min. 0.25-inch SECUROCK Gypsum-Fiber Roof Board	OB500	SBS-SA	(Optional) SBS-TA or APP-TA	SBS-TA or APP-TA	-110.0

TABLE 7A: RECOVER APPLICATIONS
SYSTEM TYPE A-1: BONDED INSULATION, BONDED ROOF COVER (BASE INSULATION LAYER ONLY)

^A The reported MDP documents the allowable maximum design pressure of the new insulation, coverboard and roof cover when adhered to the substrate, irrespective of the deck type (See [Note 1](#)) or performance of the substrate (See [Note 12](#)). The deck and substrate shall be capable of resisting the project design pressure requirements, not to exceed the noted MDP, to the satisfaction of the Authority Having Jurisdiction.

System No.	Substrate (Note 1 and Note 12)	Base Insulation Layer		Roof Cover (Note 15)			MDP (psf) ^A
		Type	Attach (Notes 6,7,8)	Base Ply	Ply	Cap Ply	
R-53.	Existing asphaltic roof cover	Min. 1.5-inch EnergyGuard RA, EnergyGuard RH, EnergyGuard RN	OB500	SBS-SA	(Optional) SBS-SA	SBS-SA	-120.0
R-54.	Existing asphaltic roof cover	Min. 0.25-inch DensDeck, optionally primed with Matrix 307 Premium Asphalt Primer or ASTM D41 primer	OB500	SBS-SA	(Optional) SBS-TA or APP-TA	SBS-TA or APP-TA	-120.0
R-55.	Existing asphaltic roof cover	Min. 0.25-inch SECUROCK Gypsum-Fiber Roof Board	OB500	SBS-SA	(Optional) SBS-TA or APP-TA	SBS-TA or APP-TA	-120.0
R-56.	Existing asphaltic roof cover	Min. 0.25-inch SECUROCK Gypsum-Fiber Roof Board primed with Matrix 307 Premium Asphalt Primer or ASTM D41 primer	OB500	SBS-SA	(Optional) SBS-TA or APP-TA	SBS-TA or APP-TA	-120.0
R-57.	Existing gravel-surfaced BUR, brushed/spudded and vacuumed to remove loose gravel	Min. 1.5-inch EnergyGuard RA, EnergyGuard RH, EnergyGuard RN	OB500, 6-inch o.c.	SBS-SA	(Optional) SBS-SA	SBS-SA	-120.0
R-58.	Existing gravel-surfaced BUR, brushed/spudded and vacuumed to remove loose gravel	Min. 0.25-inch DensDeck	OB500, 6-inch o.c.	SBS-SA	(Optional) SBS-TA or APP-TA	SBS-TA or APP-TA	-122.5
R-59.	Existing gravel-surfaced BUR, brushed/spudded and vacuumed to remove loose gravel	Min. 0.25-inch SECUROCK Gypsum-Fiber Roof Board	OB500, 6-inch o.c.	SBS-SA	(Optional) SBS-TA or APP-TA	SBS-TA or APP-TA	-137.5
R-60.	Existing gravel-surfaced BUR, brushed/spudded and vacuumed to remove loose gravel	Min. 0.25-inch DensDeck primed with Matrix 307 Premium Asphalt Primer or ASTM D41 primer	OB500, 6-inch o.c.	SBS-SA	(Optional) SBS-TA or APP-TA	SBS-TA or APP-TA	-157.5
R-61.	Existing gravel-surfaced BUR, brushed/spudded and vacuumed to remove loose gravel	Min. 1.5-inch EnergyGuard RN, Min. 0.5-inch EnergyGuard Polyiso Insulation, EnergyGuard Ultra or Min. 0.25-inch SECUROCK Gypsum-Fiber Roof Board primed with Matrix 307 Premium Asphalt Primer or ASTM D41 primer	OB500, 6-inch o.c.	SBS-SA	(Optional) SBS-TA or APP-TA	SBS-TA or APP-TA	-157.5
R-62.	Existing gravel-surfaced BUR, brushed/spudded and vacuumed to remove loose gravel	Min. 1.5-inch EnergyGuard RN	OB500, 4-inch o.c.	SBS-SA	(Optional) SBS-TA or APP-TA	SBS-TA or APP-TA	-162.5
R-63.	Existing gravel-surfaced BUR, brushed/spudded and vacuumed to remove loose gravel	Min. 0.25-inch DensDeck primed with Matrix 307 Premium Asphalt Primer or ASTM D41 primer	OB500, 4-inch o.c.	SBS-SA	(Optional) SBS-TA or APP-TA	SBS-TA or APP-TA	-167.5
R-64.	Existing gravel-surfaced BUR, brushed/spudded and vacuumed to remove loose gravel	Min. 1.5-inch EnergyGuard Polyiso Insulation, EnergyGuard Ultra or Min. 0.25-inch SECUROCK Gypsum-Fiber Roof Board primed with Matrix 307 Premium Asphalt Primer or ASTM D41 primer	OB500, 4-inch o.c.	SBS-SA	(Optional) SBS-TA or APP-TA	SBS-TA or APP-TA	-200.0

TABLE 7A: RECOVER APPLICATIONS
SYSTEM TYPE A-1: BONDED INSULATION, BONDED ROOF COVER (BASE INSULATION LAYER ONLY)

^A The reported MDP documents the allowable maximum design pressure of the new insulation, coverboard and roof cover when adhered to the substrate, irrespective of the deck type (See [Note 1](#)) or performance of the substrate (See [Note 12](#)). The deck and substrate shall be capable of resisting the project design pressure requirements, not to exceed the noted MDP, to the satisfaction of the Authority Having Jurisdiction.

System No.	Substrate (Note 1 and Note 12)	Base Insulation Layer		Roof Cover (Note 15)			MDP (psf) ^A
		Type	Attach (Notes 6,7,8)	Base Ply	Ply	Cap Ply	
R-65.	Existing smooth- or granule-surface BUR or modified bitumen over concrete deck	Min. 0.5-inch EnergyGuard Polyiso Insulation, EnergyGuard Ultra	OB500	SBS-SA	(Optional) SBS-TA, APP-TA	SBS-TA, APP-TA	-225.0
VENTING SYSTEMS WITH BASE INSULATION LAYER ONLY							
R-66.	Existing asphaltic roof cover	Min. 1.5-inch EnergyGuard RA, EnergyGuard RH, EnergyGuard RN	Hot asphalt	GAFGLAS Stratavent Perforated Venting Base Sheet	(Optional) One or more BP-AA, SBS-AA	SBS-AA	-150.0
R-67.	Existing asphaltic roof cover	Min. 1.5-inch EnergyGuard RA, EnergyGuard RH, EnergyGuard RN	Hot asphalt	GAFGLAS Stratavent Perforated Venting Base Sheet	One or more BP-AA, SBS-AA	SBS-TA or APP-TA	-150.0
R-68.	Existing smooth- or granule-surface BUR, granule-surface modified bitumen or smooth-surface SBS modified bitumen over concrete deck	Min. 0.5-inch EnergyGuard Polyiso Insulation, EnergyGuard Ultra	Hot asphalt	GAFGLAS Stratavent Perforated Venting Base Sheet	(Optional) One or more BP-AA, SBS-AA	SBS-AA	-150.0
R-69.	Existing asphaltic roof cover	Min. 1.5-inch EnergyGuard Ultra	Hot asphalt	GAFGLAS Stratavent Perforated Venting Base Sheet	(Optional) One or more BP-AA, SBS-AA	SBS-AA	-172.5
R-70.	Existing asphaltic roof cover	Min. 1.5-inch EnergyGuard Ultra	Hot asphalt	GAFGLAS Stratavent Perforated Venting Base Sheet	One or more BP-AA, SBS-AA	SBS-TA or APP-TA	-172.5
R-71.	Existing smooth-surface BUR over concrete deck	Min. 0.5-inch EnergyGuard Polyiso Insulation, EnergyGuard Ultra	LRF-M, M-OSFA	GAFGLAS Stratavent Perforated Venting Base Sheet	(Optional) One or more BP-AA, SBS-AA	SBS-AA	-75.0
R-72.	Existing gravel-surfaced BUR, brushed/spudded and vacuumed to remove loose gravel	Min. 1.5-inch EnergyGuard Polyiso Insulation, EnergyGuard Ultra	LRF-M	GAFGLAS Stratavent Perforated Venting Base Sheet	(Optional) One or more BP-AA, SBS-AA	SBS-AA	-110.0
R-73.	Existing gravel-surfaced BUR, brushed/spudded and vacuumed to remove loose gravel	Min. 1.5-inch EnergyGuard Polyiso Insulation, EnergyGuard Ultra	LRF-M, 6-inch o.c.	GAFGLAS Stratavent Perforated Venting Base Sheet	(Optional) One or more BP-AA, SBS-AA	SBS-AA	-157.5
R-74.	Existing gravel-surfaced BUR, brushed/spudded and vacuumed to remove loose gravel	Min. 1.5-inch EnergyGuard Polyiso Insulation, EnergyGuard Ultra	LRF-M, 4-inch o.c.	GAFGLAS Stratavent Perforated Venting Base Sheet	(Optional) One or more BP-AA, SBS-AA	SBS-AA	-200.0
R-75.	Existing granule-surface BUR or modified bitumen or smooth-surface SBS modified bitumen over concrete deck	Min. 0.5-inch EnergyGuard Polyiso Insulation, EnergyGuard Ultra	LRF-M, M-OSFA	GAFGLAS Stratavent Perforated Venting Base Sheet	(Optional) One or more BP-AA, SBS-AA	SBS-AA	-225.0
R-76.	New or existing smooth- or granule-surface asphalt BUR or SBS modified bitumen or granule-surface APP modified bitumen	Min. 1.5-inch EnergyGuard Polyiso Insulation	LRF-M Canister	GAFGLAS Stratavent Perforated Venting Base Sheet	(Optional) One or more BP-AA, SBS-AA	SBS-AA	-225.0
R-77.	Existing gravel-surfaced BUR, brushed/spudded and vacuumed to remove loose gravel	Min. 1.5-inch EnergyGuard Polyiso Insulation, EnergyGuard Ultra	LRF-XF	GAFGLAS Stratavent Perforated Venting Base Sheet	(Optional) One or more BP-AA, SBS-AA	SBS-AA	-110.0
R-78.	Existing gravel-surfaced BUR, brushed/spudded and vacuumed to remove loose gravel	Min. 1.5-inch EnergyGuard Polyiso Insulation, EnergyGuard Ultra	LRF-XF, 6-inch o.c.	GAFGLAS Stratavent Perforated Venting Base Sheet	(Optional) One or more BP-AA, SBS-AA	SBS-AA	-157.5

TABLE 7A: RECOVER APPLICATIONS
SYSTEM TYPE A-1: BONDED INSULATION, BONDED ROOF COVER (BASE INSULATION LAYER ONLY)

^A The reported MDP documents the allowable maximum design pressure of the new insulation, coverboard and roof cover when adhered to the substrate, irrespective of the deck type (See [Note 1](#)) or performance of the substrate (See [Note 12](#)). The deck and substrate shall be capable of resisting the project design pressure requirements, not to exceed the noted MDP, to the satisfaction of the Authority Having Jurisdiction.

System No.	Substrate (Note 1 and Note 12)	Base Insulation Layer		Roof Cover (Note 15)			MDP (psf) ^A
		Type	Attach (Notes 6,7,8)	Base Ply	Ply	Cap Ply	
R-79.	Existing smooth- or granule-surface BUR or modified bitumen over concrete deck	Min. 0.5-inch EnergyGuard Polyiso Insulation, EnergyGuard Ultra	LRF-XF	GAFGLAS Stratavent Perforated Venting Base Sheet	(Optional) One or more BP-AA, SBS-AA	SBS-AA	-180.0
R-80.	Existing gravel-surfaced BUR, brushed/spudded and vacuumed to remove loose gravel	Min. 1.5-inch EnergyGuard Polyiso Insulation, EnergyGuard Ultra	LRF-XF, 4-inch o.c.	GAFGLAS Stratavent Perforated Venting Base Sheet	(Optional) One or more BP-AA, SBS-AA	SBS-AA	-200.0
R-81.	Existing gravel-surfaced BUR, brushed/spudded and vacuumed to remove loose gravel	Min. 1.5-inch EnergyGuard Polyiso Insulation, EnergyGuard Ultra	OB500	GAFGLAS Stratavent Perforated Venting Base Sheet	(Optional) One or more BP-AA, SBS-AA	SBS-AA	-110.0
R-82.	Existing gravel-surfaced BUR, brushed/spudded and vacuumed to remove loose gravel	Min. 1.5-inch EnergyGuard Polyiso Insulation, EnergyGuard Ultra	OB500, 6-inch o.c.	GAFGLAS Stratavent Perforated Venting Base Sheet	(Optional) One or more BP-AA, SBS-AA	SBS-AA	-157.5
R-83.	Existing gravel-surfaced BUR, brushed/spudded and vacuumed to remove loose gravel	Min. 1.5-inch EnergyGuard Polyiso Insulation, EnergyGuard Ultra	OB500, 4-inch o.c.	GAFGLAS Stratavent Perforated Venting Base Sheet	(Optional) One or more BP-AA, SBS-AA	SBS-AA	-200.0
R-84.	Existing smooth- or granule-surface BUR or modified bitumen over concrete deck	Min. 0.5-inch EnergyGuard Polyiso Insulation, EnergyGuard Ultra	OB500	GAFGLAS Stratavent Perforated Venting Base Sheet	(Optional) One or more BP-AA, SBS-AA	SBS-AA	-225.0
COLD-APPLIED SYSTEMS WITH BASE INSULATION LAYER ONLY							
R-85.	Existing mineral surface cap or asphalt BUR	Min. 0.25-inch DensDeck Prime or SECUROCK Gypsum-Fiber Roof Board	Hot asphalt	SBS-CA1	None	SBS-CA1	-127.5
R-86.	Existing mineral surface cap	Min. 0.25-inch SECUROCK Gypsum-Fiber Roof Board	Hot asphalt	SBS-CA1	None	SBS-CA1	-172.5
R-87.	Existing smooth surfaced BUR or granule surface roof cover	Min. 0.5-inch EnergyGuard RH HD Polyiso Insulation, EnergyGuard HD Polyiso Cover Board, EnergyGuard HD Plus Polyiso Cover Board	LRF-M, M-OSFA	SBS-CA or SBS-CA1	None	SBS-CA or SBS-CA1	-75.0
R-88.	New or existing smooth- or granule-surface asphalt BUR or SBS modified bitumen or granule-surface APP modified bitumen	Min. 0.5-inch EnergyGuard HD Polyiso Cover Board or EnergyGuard HD Plus Polyiso Cover Board	LRF-M Canister	SBS-CA or SBS-CA1	None	SBS-CA or SBS-CA1	-97.5
R-89.	New or existing smooth- or granule-surface asphalt BUR or SBS modified bitumen or granule-surface APP modified bitumen	Min. 0.25-inch DensDeck Prime	LRF-M Canister	SBS-CA1	None	SBS-CA1	-127.5
R-90.	New or existing smooth- or granule-surface asphalt BUR or SBS modified bitumen or granule-surface APP modified bitumen	Min. 0.25-inch SECUROCK Gypsum-Fiber Roof Board	LRF-M Canister	SBS-CA1	None	SBS-CA1	-172.5
R-91.	Existing gravel-surfaced BUR, brushed/spudded and vacuumed to remove loose gravel	Min. 0.25-inch DensDeck Prime or SECUROCK Gypsum-Fiber Roof Board	LRF-XF	SBS-CA1	None	SBS-CA1	-110.0
R-92.	Existing asphalt BUR	Min. 0.25-inch DensDeck Prime or SECUROCK Gypsum-Fiber Roof Board	LRF-XF	SBS-CA1	None	SBS-CA1	-120.0

TABLE 7A: RECOVER APPLICATIONS
SYSTEM TYPE A-1: BONDED INSULATION, BONDED ROOF COVER (BASE INSULATION LAYER ONLY)

^A The reported MDP documents the allowable maximum design pressure of the new insulation, coverboard and roof cover when adhered to the substrate, irrespective of the deck type (See [Note 1](#)) or performance of the substrate (See [Note 12](#)). The deck and substrate shall be capable of resisting the project design pressure requirements, not to exceed the noted MDP, to the satisfaction of the Authority Having Jurisdiction.

System No.	Substrate (Note 1 and Note 12)	Base Insulation Layer		Roof Cover (Note 15)			MDP (psf) ^A
		Type	Attach (Notes 6,7,8)	Base Ply	Ply	Cap Ply	
R-93.	Existing gravel-surfaced BUR, brushed/spudded and vacuumed to remove loose gravel	Min. 0.25-inch DensDeck Prime	LRF-XF, 6-inch o.c.	SBS-CA1	None	SBS-CA1	-127.5
R-94.	Existing gravel-surfaced BUR, brushed/spudded and vacuumed to remove loose gravel	Min. 0.25-inch SECUROCK Gypsum-Fiber Roof Board	LRF-XF, 6-inch o.c.	SBS-CA1	None	SBS-CA1	-157.5
R-95.	Existing gravel-surfaced BUR, brushed/spudded and vacuumed to remove loose gravel	Min. 0.25-inch SECUROCK Gypsum-Fiber Roof Board	LRF-XF, 4-inch o.c.	SBS-CA1	None	SBS-CA1	-172.5
R-96.	Existing smooth APP, mineral surface cap, asphaltic BUR or gravel-surfaced BUR, brushed/spudded and vacuumed to remove loose gravel	Min. 1.5-inch EnergyGuard RA, EnergyGuard RH, EnergyGuard RN	OB500	SBS-CA1	None	SBS-CA1	-60.0
R-97.	Existing smooth surfaced BUR / APP modified bitumen, granule surface roof cover or gravel-surfaced BUR, brushed/spudded and vacuumed to remove loose gravel over structural concrete deck	Min. 0.5-inch EnergyGuard RH HD Polyiso Insulation, EnergyGuard HD Polyiso Cover Board, EnergyGuard HD Plus Polyiso Cover Board	OB500	SBS-CA or SBS-CA1	None	SBS-CA or SBS-CA1	-97.5
R-98.	Existing gravel-surfaced BUR, brushed/spudded and vacuumed to remove loose gravel	Min. 0.25-inch DensDeck Prime or SECUROCK Gypsum-Fiber Roof Board	OB500	SBS-CA1	None	SBS-CA1	-110.0
R-99.	Existing asphalt BUR	Min. 0.25-inch DensDeck Prime or SECUROCK Gypsum-Fiber Roof Board	OB500	SBS-CA1	None	SBS-CA1	-120.0
R-100.	Existing smooth APP or mineral surface cap	Min. 0.25-inch DensDeck Prime	OB500	SBS-CA1	None	SBS-CA1	-127.5
R-101.	Existing gravel-surfaced BUR, brushed/spudded and vacuumed to remove loose gravel	Min. 0.25-inch DensDeck Prime	OB500, 6-inch o.c.	SBS-CA1	None	SBS-CA1	-127.5
R-102.	Existing gravel-surfaced BUR, brushed/spudded and vacuumed to remove loose gravel	Min. 0.25-inch SECUROCK Gypsum-Fiber Roof Board	OB500, 6-inch o.c.	SBS-CA1	None	SBS-CA1	-157.5
R-103.	Existing smooth APP	Min. 0.25-inch SECUROCK Gypsum-Fiber Roof Board	OB500	SBS-CA1	None	SBS-CA1	-165.0
R-104.	Existing mineral surface cap	Min. 0.25-inch SECUROCK Gypsum-Fiber Roof Board	OB500	SBS-CA1	None	SBS-CA1	-172.5
R-105.	Existing gravel-surfaced BUR, brushed/spudded and vacuumed to remove loose gravel	Min. 0.25-inch SECUROCK Gypsum-Fiber Roof Board	OB500, 4-inch o.c.	SBS-CA1	None	SBS-CA1	-172.5
HYBRID HOT/COLD-APPLIED SYSTEMS WITH BASE INSULATION LAYER ONLY							
R-106.	Existing mineral surface cap or asphalt BUR	Min. 0.25-inch DensDeck Prime or SECUROCK Gypsum-Fiber Roof Board	Hot asphalt	BP-AA or SBS-AA	(Optional) BP-AA or SBS-AA	SBS-CA1	-127.5

TABLE 7A: RECOVER APPLICATIONS
SYSTEM TYPE A-1: BONDED INSULATION, BONDED ROOF COVER (BASE INSULATION LAYER ONLY)

^A The reported MDP documents the allowable maximum design pressure of the new insulation, coverboard and roof cover when adhered to the substrate, irrespective of the deck type (See [Note 1](#)) or performance of the substrate (See [Note 12](#)). The deck and substrate shall be capable of resisting the project design pressure requirements, not to exceed the noted MDP, to the satisfaction of the Authority Having Jurisdiction.

System No.	Substrate (Note 1 and Note 12)	Base Insulation Layer		Roof Cover (Note 15)			MDP (psf) ^A
		Type	Attach (Notes 6,7,8)	Base Ply	Ply	Cap Ply	
R-107.	Existing mineral surface cap	Min. 0.25-inch SECUROCK Gypsum-Fiber Roof Board	Hot asphalt	BP-AA or SBS-AA	(Optional) BP-AA or SBS-AA	SBS-CA1	-172.5
R-108.	New or existing smooth- or granule-surface asphalt BUR or SBS modified bitumen or granule-surface APP modified bitumen	Min. 0.25-inch DensDeck Prime	LRF-M Canister	BP-AA or SBS-AA	(Optional) BP-AA or SBS-AA	SBS-CA1	-127.5
R-109.	New or existing smooth- or granule-surface asphalt BUR or SBS modified bitumen or granule-surface APP modified bitumen	Min. 0.25-inch SECUROCK Gypsum-Fiber Roof Board	LRF-M Canister	BP-AA or SBS-AA	(Optional) BP-AA or SBS-AA	SBS-CA1	-172.5
R-110.	Existing gravel-surfaced BUR, brushed/spudded and vacuumed to remove loose gravel	Min. 0.25-inch DensDeck Prime or SECUROCK Gypsum-Fiber Roof Board	LRF-XF	BP-AA or SBS-AA	(Optional) BP-AA or SBS-AA	SBS-CA1	-110.0
R-111.	Existing asphalt BUR	Min. 0.25-inch DensDeck Prime or SECUROCK Gypsum-Fiber Roof Board	LRF-XF	BP-AA or SBS-AA	(Optional) BP-AA or SBS-AA	SBS-CA1	-120.0
R-112.	Existing gravel-surfaced BUR, brushed/spudded and vacuumed to remove loose gravel	Min. 0.25-inch DensDeck Prime	LRF-XF, 6-inch o.c.	BP-AA or SBS-AA	(Optional) BP-AA or SBS-AA	SBS-CA1	-127.5
R-113.	Existing gravel-surfaced BUR, brushed/spudded and vacuumed to remove loose gravel	Min. 0.25-inch SECUROCK Gypsum-Fiber Roof Board	LRF-XF, 6-inch o.c.	BP-AA or SBS-AA	(Optional) BP-AA or SBS-AA	SBS-CA1	-157.5
R-114.	Existing gravel-surfaced BUR, brushed/spudded and vacuumed to remove loose gravel	Min. 0.25-inch SECUROCK Gypsum-Fiber Roof Board	LRF-XF, 4-inch o.c.	BP-AA or SBS-AA	(Optional) BP-AA or SBS-AA	SBS-CA1	-172.5
R-115.	Existing gravel-surfaced BUR, brushed/spudded and vacuumed to remove loose gravel	Min. 0.25-inch DensDeck Prime or SECUROCK Gypsum-Fiber Roof Board	OB500	BP-AA or SBS-AA	(Optional) BP-AA or SBS-AA	SBS-CA1	-110.0
R-116.	Existing asphalt BUR	Min. 0.25-inch DensDeck Prime or SECUROCK Gypsum-Fiber Roof Board	OB500	BP-AA or SBS-AA	(Optional) BP-AA or SBS-AA	SBS-CA1	-120.0
R-117.	Existing smooth APP or mineral surface cap	Min. 0.25-inch DensDeck Prime	OB500	BP-AA or SBS-AA	(Optional) BP-AA or SBS-AA	SBS-CA1	-127.5
R-118.	Existing gravel-surfaced BUR, brushed/spudded and vacuumed to remove loose gravel	Min. 0.25-inch DensDeck Prime	OB500, 6-inch o.c.	BP-AA or SBS-AA	(Optional) BP-AA or SBS-AA	SBS-CA1	-127.5
R-119.	Existing gravel-surfaced BUR, brushed/spudded and vacuumed to remove loose gravel	Min. 0.25-inch SECUROCK Gypsum-Fiber Roof Board	OB500, 6-inch o.c.	BP-AA or SBS-AA	(Optional) BP-AA or SBS-AA	SBS-CA1	-157.5
R-120.	Existing smooth APP	Min. 0.25-inch SECUROCK Gypsum-Fiber Roof Board	OB500	BP-AA or SBS-AA	(Optional) BP-AA or SBS-AA	SBS-CA1	-165.0
R-121.	Existing mineral surface cap	Min. 0.25-inch SECUROCK Gypsum-Fiber Roof Board	OB500	BP-AA or SBS-AA	(Optional) BP-AA or SBS-AA	SBS-CA1	-172.5
R-122.	Existing gravel-surfaced BUR, brushed/spudded and vacuumed to remove loose gravel	Min. 0.25-inch SECUROCK Gypsum-Fiber Roof Board	OB500, 4-inch o.c.	BP-AA or SBS-AA	(Optional) BP-AA or SBS-AA	SBS-CA1	-172.5

TABLE 7b: RECOVER APPLICATIONS
SYSTEM TYPE A-1: BONDED INSULATION, BONDED ROOF COVER (BASE AND TOP LAYER INSULATION)

^A The reported MDP documents the allowable maximum design pressure of the new insulation, coverboard and roof cover when adhered to the substrate, irrespective of the deck type (See [Note 1](#)) or performance of the substrate (See [Note 12](#)). The deck and substrate shall be capable of resisting the project design pressure requirements, not to exceed the noted MDP, to the satisfaction of the Authority Having Jurisdiction.

Sys No.	Substrate (Note 1 and Note 12)	Base Insulation Layer		Top Insulation Layer		Roof Cover (Note 15)			MDP (psf) ^A
		Type	Attach (Notes 6,7,8)	Type	Attach (Notes 6,7,8)	Base Ply	Ply	Cap Ply	
CONVENTIONAL SYSTEMS (BASE AND TOP LAYER INSULATION):									
R-123.	Existing asphaltic roof cover	Min. 1.5-inch EnergyGuard RA, EnergyGuard RH, EnergyGuard RN	Hot asphalt	Min. 0.25-inch DensDeck, DensDeck Prime or SECUROCK Gypsum-Fiber Roof Board	Hot asphalt	BP-AA	(Optional) BP-AA	SBS-AA or SBS-TA	-112.5
R-124.	Existing asphaltic roof cover	Min. 1.5-inch EnergyGuard RA, EnergyGuard RH, EnergyGuard RN	Hot asphalt	Min. 0.25-inch DensDeck Prime or SECUROCK Gypsum-Fiber Roof Board	Hot asphalt	SBS-TA, APP-TA	(Optional) SBS-TA, APP-TA	SBS-TA, APP-TA	-127.5
R-125.	Existing smooth- or granule-surface BUR, granule-surface modified bitumen or smooth-surface SBS modified bitumen over concrete deck	Min. 0.5-inch EnergyGuard Polyiso Insulation, EnergyGuard Ultra	Hot asphalt	Min. 0.5-inch Structodek High Density Fiberboard Roof Insulation, EnergyGuard Perlite Recover Board, min. 0.75-inch EnergyGuard Perlite Roof Insulation, min. 0.25-inch DensDeck, DensDeck Prime, SECUROCK Gypsum Fiber Roof Board	Hot asphalt	BP-AA, SBS-AA	(Optional) BP-AA, SBS-AA	SBS-AA	-150.0
R-126.	Existing granule surface cap sheet	Min. 1.5-inch EnergyGuard RA, EnergyGuard RH, EnergyGuard RN	Hot asphalt	Min. 0.25-inch DensDeck Prime or SECUROCK Gypsum-Fiber Roof Board	Hot asphalt	SBS-TA, APP-TA	(Optional) SBS-TA, APP-TA	SBS-TA, APP-TA	-172.5
R-127.	Existing asphaltic roof cover	Min. 1.5-inch EnergyGuard RA, EnergyGuard RH, EnergyGuard RN	Hot asphalt	Min. 0.75-inch EnergyGuard Perlite Roof Insulation (homogeneous)	Hot asphalt	BP-AA, SBS-AA	(Optional) One or more BP-AA, SBS-AA, SBS-TA or APP-TA	SBS-AA, SBS-TA or APP-TA	-172.5
R-128.	Existing asphaltic roof cover	Min. 1.5-inch EnergyGuard RA, EnergyGuard RH, EnergyGuard RN	Hot asphalt	Min. 0.5-inch EnergyGuard Perlite Recover Board	Hot asphalt	BP-AA, SBS-AA	(Optional) One or more BP-AA, SBS-AA	SBS-AA	-187.5
R-129.	Existing asphaltic roof cover	Min. 1.5-inch EnergyGuard RA, EnergyGuard RH, EnergyGuard RN or EnergyGuard Ultra	Hot asphalt	Min. 0.25-inch SECUROCK Gypsum-Fiber Roof Board	Hot asphalt	BP-AA or SBS-AA	(Optional) BP-AA, SBS-AA, SBS-TA or APP-TA	SBS-AA, SBS-TA or APP-TA	-225.0
R-130.	Existing asphaltic roof cover	Min. 1.5-inch EnergyGuard RA, EnergyGuard RH, EnergyGuard RN or EnergyGuard Ultra	Hot asphalt	Min. 0.25-inch DensDeck Prime or SECUROCK Gypsum-Fiber Roof Board	Hot asphalt	SBS-TA	(Optional) SBS-TA	SBS-TA	-232.5
R-131.	Existing asphaltic roof cover	Min. 1.5-inch EnergyGuard RA, EnergyGuard RH, EnergyGuard RN	Hot asphalt	Min. 0.25-inch SECUROCK Gypsum-Fiber Roof Board	Hot asphalt	APP-TA	(Optional) APP-TA	APP-TA	-240.0

TABLE 7b: RECOVER APPLICATIONS
SYSTEM TYPE A-1: BONDED INSULATION, BONDED ROOF COVER (BASE AND TOP LAYER INSULATION)

^A The reported MDP documents the allowable maximum design pressure of the new insulation, coverboard and roof cover when adhered to the substrate, irrespective of the deck type (See [Note 1](#)) or performance of the substrate (See [Note 12](#)). The deck and substrate shall be capable of resisting the project design pressure requirements, not to exceed the noted MDP, to the satisfaction of the Authority Having Jurisdiction.

Sys No.	Substrate (Note 1 and Note 12)	Base Insulation Layer		Top Insulation Layer		Roof Cover (Note 15)			MDP (psf) ^A
		Type	Attach (Notes 6,7,8)	Type	Attach (Notes 6,7,8)	Base Ply	Ply	Cap Ply	
R-132.	Existing asphaltic roof cover	Min. 1.5-inch EnergyGuard RA, EnergyGuard RH, EnergyGuard RN	Hot asphalt	Min. 0.5-inch Structodek High Density Fiberboard Roof Insulation or Min. 1.5-inch EnergyGuard Composite or min. 0.25-inch DensDeck Prime	Hot asphalt	BP-AA, SBS-AA	(Optional) One or more BP-AA, SBS-AA, SBS-TA or APP-TA	SBS-AA, SBS-TA or APP-TA	-240.0
R-133.	Existing smooth-surface BUR over concrete deck	Min. 0.5-inch EnergyGuard Polyiso Insulation, EnergyGuard Ultra	LRF-M, M-OSFA	Min. 0.5-inch Structodek High Density Fiberboard Roof Insulation, min. 0.25-inch DensDeck, DensDeck Prime, SECUROCK Gypsum Fiber Roof Board	LRF-M, M-OSFA	BP-AA, SBS-AA	(Optional) BP-AA, SBS-AA	SBS-AA	-75.0
R-134.	Existing gravel-surfaced BUR, brushed/spudded and vacuumed to remove loose gravel	Min. 1.5-inch EnergyGuard Polyiso Insulation, EnergyGuard Ultra	LRF-M	Min. 0.5-inch Structodek High Density Fiberboard Roof Insulation, min. 0.25-inch DensDeck, DensDeck Prime, SECUROCK Gypsum Fiber Roof Board	LRF-M	BP-AA, SBS-AA	(Optional) BP-AA, SBS-AA	SBS-AA	-110.0
R-135.	Existing granule-surface BUR or modified bitumen or smooth-surface SBS modified bitumen over concrete deck	Min. 0.5-inch EnergyGuard Polyiso Insulation, EnergyGuard Ultra	LRF-M, M-OSFA	Min. 0.5-inch Structodek High Density Fiberboard Roof Insulation, min. 0.25-inch DensDeck, DensDeck Prime, SECUROCK Gypsum Fiber Roof Board	LRF-M, M-OSFA	BP-AA, SBS-AA	(Optional) BP-AA, SBS-AA	SBS-AA	-150.0
R-136.	Existing gravel-surfaced BUR, brushed/spudded and vacuumed to remove loose gravel	Min. 1.5-inch EnergyGuard Polyiso Insulation, EnergyGuard Ultra	LRF-M, 6-inch o.c.	Min. 0.5-inch Structodek High Density Fiberboard Roof Insulation, min. 0.25-inch DensDeck, DensDeck Prime, SECUROCK Gypsum Fiber Roof Board	LRF-M	BP-AA, SBS-AA	(Optional) BP-AA, SBS-AA	SBS-AA	-150.0
R-137.	New or existing smooth- or granule-surface asphalt BUR or SBS modified bitumen or granule-surface APP modified bitumen	Min. 1.5-inch EnergyGuard Polyiso Insulation, EnergyGuard RA, EnergyGuard RN, EnergyGuard RH or EnergyGuard RM	LRF-M Canister	Min. 0.25-inch SECUROCK Gypsum-Fiber Roof Board	LRF-M Canister	BP-AA or SBS-AA	(Optional) BP-AA, SBS-AA, SBS-TA or APP-TA	SBS-AA, SBS-TA or APP-TA	-225.0

TABLE 7b: RECOVER APPLICATIONS
SYSTEM TYPE A-1: BONDED INSULATION, BONDED ROOF COVER (BASE AND TOP LAYER INSULATION)

^A The reported MDP documents the allowable maximum design pressure of the new insulation, coverboard and roof cover when adhered to the substrate, irrespective of the deck type (See [Note 1](#)) or performance of the substrate (See [Note 12](#)). The deck and substrate shall be capable of resisting the project design pressure requirements, not to exceed the noted MDP, to the satisfaction of the Authority Having Jurisdiction.

Sys No.	Substrate (Note 1 and Note 12)	Base Insulation Layer		Top Insulation Layer		Roof Cover (Note 15)			MDP (psf) ^A
		Type	Attach (Notes 6,7,8)	Type	Attach (Notes 6,7,8)	Base Ply	Ply	Cap Ply	
R-138.	New or existing smooth- or granule-surface asphalt BUR or SBS modified bitumen or granule-surface APP modified bitumen	Min. 1.5-inch EnergyGuard Polyiso Insulation, EnergyGuard RA, EnergyGuard RN, EnergyGuard RH or EnergyGuard RM	LRF-M Canister	Min. 0.25-inch DensDeck Prime	LRF-M Canister	SBS-TA	(Optional) SBS-TA	SBS-TA	-232.5
R-139.	New or existing smooth- or granule-surface asphalt BUR or SBS modified bitumen or granule-surface APP modified bitumen	Min. 1.5-inch EnergyGuard Polyiso Insulation, EnergyGuard RA, EnergyGuard RN, EnergyGuard RH or EnergyGuard RM	LRF-M Canister	Min. 0.25-inch DensDeck Prime	LRF-M Canister	BP-AA or SBS-AA	(Optional) BP-AA, SBS-AA, SBS-TA or APP-TA	SBS-AA, SBS-TA or APP-TA	-240.0
R-140.	New or existing smooth- or granule-surface asphalt BUR or SBS modified bitumen or granule-surface APP modified bitumen	Min. 1.5-inch EnergyGuard Polyiso Insulation, EnergyGuard RA, EnergyGuard RN, EnergyGuard RH or EnergyGuard RM	LRF-M Canister	Min. 0.25-inch SECUROCK Gypsum-Fiber Roof Board	LRF-M Canister	APP-TA	(Optional) APP-TA	APP-TA	-240.0
R-141.	New or existing smooth- or granule-surface asphalt BUR or SBS modified bitumen or granule-surface APP modified bitumen	Min. 1.5-inch EnergyGuard Polyiso Insulation, EnergyGuard RA, EnergyGuard RN, EnergyGuard RH or EnergyGuard RM	LRF-M Canister	min. 0.25-inch SECUROCK Gypsum-Fiber Roof Board	LRF-M Canister	BP-AA or SBS-AA	(Optional) BP-AA, SBS-AA, SBS-TA	SBS-AA, SBS-TA	-247.5
R-142.	Existing gravel-surfaced BUR, brushed/spudded and vacuumed to remove loose gravel	Min. 1.5-inch EnergyGuard Polyiso Insulation, EnergyGuard RA, EnergyGuard RH	LRF-XF	Min. 0.25-inch DensDeck Prime or SECUROCK Gypsum-Fiber Roof Board	LRF-XF	BP-AA, SBS-AA, SBS-TA or APP-TA	(Optional) BP-AA, SBS-AA, SBS-TA or APP-TA	SBS-AA, SBS-TA or APP-TA	-110.0
R-143.	Existing smooth- or granule-surface BUR or modified bitumen over concrete deck	Min. 0.5-inch EnergyGuard Polyiso Insulation, EnergyGuard Ultra	LRF-XF	Min. 0.25-inch DensDeck Prime or SECUROCK Gypsum Fiber Roof Board	LRF-XF	BP-AA, SBS-AA	(Optional) BP-AA, SBS-AA	SBS-AA	-150.0
R-144.	Existing gravel-surfaced BUR, brushed/spudded and vacuumed to remove loose gravel	Min. 1.5-inch EnergyGuard Polyiso Insulation, EnergyGuard RA, EnergyGuard RH	LRF-XF, 6-inch o.c.	Min. 0.25-inch DensDeck Prime or SECUROCK Gypsum-Fiber Roof Board	LRF-XF	BP-AA, SBS-AA, SBS-TA or APP-TA	(Optional) BP-AA, SBS-AA, SBS-TA or APP-TA	SBS-AA, SBS-TA or APP-TA	-157.5
R-145.	Existing gravel-surfaced BUR, brushed/spudded and vacuumed to remove loose gravel	Min. 1.5-inch EnergyGuard Polyiso Insulation, EnergyGuard RA, EnergyGuard RH	LRF-XF, 4-inch o.c.	Min. 0.25-inch DensDeck Prime or SECUROCK Gypsum-Fiber Roof Board	LRF-XF	BP-AA, SBS-AA, SBS-TA or APP-TA	(Optional) BP-AA, SBS-AA, SBS-TA or APP-TA	SBS-AA, SBS-TA or APP-TA	-180.0

TABLE 7b: RECOVER APPLICATIONS
SYSTEM TYPE A-1: BONDED INSULATION, BONDED ROOF COVER (BASE AND TOP LAYER INSULATION)

^A The reported MDP documents the allowable maximum design pressure of the new insulation, coverboard and roof cover when adhered to the substrate, irrespective of the deck type (See [Note 1](#)) or performance of the substrate (See [Note 12](#)). The deck and substrate shall be capable of resisting the project design pressure requirements, not to exceed the noted MDP, to the satisfaction of the Authority Having Jurisdiction.

Sys No.	Substrate (Note 1 and Note 12)	Base Insulation Layer		Top Insulation Layer		Roof Cover (Note 15)			MDP (psf) ^A
		Type	Attach (Notes 6,7,8)	Type	Attach (Notes 6,7,8)	Base Ply	Ply	Cap Ply	
R-146.	Existing gravel-surfaced BUR, brushed/spudded and vacuumed to remove loose gravel	Min. 1.5-inch EnergyGuard Polyiso Insulation	LRF-XF, 4-inch o.c.	Min. 0.25-inch DensDeck Prime or SECUROCK Gypsum-Fiber Roof Board	LRF-XF	BP-AA, SBS-AA, SBS-TA or APP-TA	(Optional) BP-AA, SBS-AA, SBS-TA or APP-TA	SBS-AA, SBS-TA or APP-TA	-200.0
R-147.	Existing asphaltic roof cover	Min. 2.0-inch EnergyGuard RA, EnergyGuard RH or EnergyGuard Ultra	LRF-XF	Min. 0.25-inch SECUROCK Gypsum-Fiber Roof Board	LRF-XF	BP-AA or SBS-AA	(Optional) BP-AA, SBS-AA, SBS-TA or APP-TA	SBS-AA, SBS-TA or APP-TA	-225.0
R-148.	Existing asphaltic roof cover	Min. 2.0-inch EnergyGuard RA, EnergyGuard RH or EnergyGuard Ultra	LRF-XF	Min. 0.25-inch SECUROCK Gypsum-Fiber Roof Board	LRF-XF	SBS-TA or APP-TA	(Optional) BP-AA, SBS-AA, SBS-TA or APP-TA	SBS-AA, SBS-TA or APP-TA	-232.5
R-149.	Existing asphaltic roof cover	Min. 1.5-inch EnergyGuard RA, EnergyGuard RH	LRF-XF	Min. 0.25-inch DensDeck Prime	LRF-XF	BP-AA, SBS-AA, SBS-TA or APP-TA	(Optional) One or more BP-AA, SBS-AA, SBS-TA or APP-TA	SBS-AA, SBS-TA or APP-TA	-240.0
R-150.	Existing gravel-surfaced BUR, brushed/spudded and vacuumed to remove loose gravel	Min. 1.5-inch EnergyGuard Polyiso Insulation, EnergyGuard RA, EnergyGuard RH, EnergyGuard RN	OB500	Min. 0.5-inch Structodek High Density Fiberboard Roof Insulation	OB500	BP-AA, SBS-AA	(Optional) One or more BP-AA, SBS-AA, SBS-TA or APP-TA	SBS-AA, SBS-TA or APP-TA	-110.0
R-151.	Existing gravel-surfaced BUR, brushed/spudded and vacuumed to remove loose gravel	Min. 1.5-inch EnergyGuard Polyiso Insulation, EnergyGuard RA, EnergyGuard RH, EnergyGuard RN or EnergyGuard Ultra	OB500	Min. 0.25-inch DensDeck, DensDeck Prime or SECUROCK Gypsum-Fiber Roof Board	OB500	BP-AA, SBS-AA, SBS-TA or APP-TA	(Optional) One or more BP-AA, SBS-AA, SBS-TA or APP-TA	SBS-AA, SBS-TA or APP-TA	-110.0
R-152.	Existing asphalt BUR or mineral surface cap	Min. 1.5-inch EnergyGuard RA, EnergyGuard RH, EnergyGuard RN	OB500	Min. 0.25-inch DensDeck, DensDeck Prime or SECUROCK Gypsum-Fiber Roof Board	OB500	BP-AA, SBS-AA, SBS-TA or APP-TA	(Optional) One or more BP-AA, SBS-AA, SBS-TA or APP-TA	SBS-AA, SBS-TA or APP-TA	-120.0
R-153.	Existing asphalt BUR or mineral surface cap	Min. 1.5-inch EnergyGuard RA, EnergyGuard RH, EnergyGuard RN	OB500	Min. 0.5-inch Structodek High Density Fiberboard Roof Insulation	OB500	BP-AA, SBS-AA	(Optional) One or more BP-AA, SBS-AA, SBS-TA or APP-TA	SBS-AA, SBS-TA or APP-TA	-120.0

TABLE 7b: RECOVER APPLICATIONS
SYSTEM TYPE A-1: BONDED INSULATION, BONDED ROOF COVER (BASE AND TOP LAYER INSULATION)

^A The reported MDP documents the allowable maximum design pressure of the new insulation, coverboard and roof cover when adhered to the substrate, irrespective of the deck type (See [Note 1](#)) or performance of the substrate (See [Note 12](#)). The deck and substrate shall be capable of resisting the project design pressure requirements, not to exceed the noted MDP, to the satisfaction of the Authority Having Jurisdiction.

Sys No.	Substrate (Note 1 and Note 12)	Base Insulation Layer		Top Insulation Layer		Roof Cover (Note 15)			MDP (psf) ^A
		Type	Attach (Notes 6,7,8)	Type	Attach (Notes 6,7,8)	Base Ply	Ply	Cap Ply	
R-154.	Existing smooth APP	Min. 1.5-inch EnergyGuard RA, EnergyGuard RH, EnergyGuard RN	OB500	Min. 0.25-inch DensDeck or DensDeck Prime	OB500	BP-AA, SBS-AA, SBS-TA or APP-TA	(Optional) One or more BP-AA, SBS-AA, SBS-TA or APP-TA	SBS-AA, SBS-TA or APP-TA	-150.0
R-155.	Existing smooth- or granule-surface BUR or modified bitumen over concrete deck	Min. 0.5-inch EnergyGuard Polyiso Insulation, EnergyGuard Ultra	OB500	Min. 0.5-inch Structodek High Density Fiberboard Roof Insulation, min. 0.25-inch DensDeck, DensDeck Prime, SECUROCK Gypsum Fiber Roof Board	OB500	BP-AA, SBS-AA	(Optional) BP-AA, SBS-AA	SBS-AA	-150.0
R-156.	Existing gravel-surfaced BUR, brushed/spudded and vacuumed to remove loose gravel	Min. 1.5-inch EnergyGuard Polyiso Insulation, EnergyGuard RA, EnergyGuard RH, EnergyGuard RN	OB500, 6-inch o.c.	Min. 0.25-inch DensDeck or DensDeck Prime	OB500	BP-AA, SBS-AA, SBS-TA or APP-TA	(Optional) One or more BP-AA, SBS-AA, SBS-TA or APP-TA	SBS-AA, SBS-TA or APP-TA	-150.0
R-157.	Existing gravel-surfaced BUR, brushed/spudded and vacuumed to remove loose gravel	Min. 1.5-inch EnergyGuard Polyiso Insulation, EnergyGuard RA, EnergyGuard RH, EnergyGuard RN or EnergyGuard Ultra	OB500, 6-inch o.c.	Min. 0.5-inch Structodek High Density Fiberboard Roof Insulation	OB500	BP-AA, SBS-AA	(Optional) One or more BP-AA, SBS-AA, SBS-TA or APP-TA	SBS-AA, SBS-TA or APP-TA	-157.5
R-158.	Existing gravel-surfaced BUR, brushed/spudded and vacuumed to remove loose gravel	Min. 1.5-inch EnergyGuard Polyiso Insulation, EnergyGuard RA, EnergyGuard RH, EnergyGuard RN or EnergyGuard Ultra	OB500, 6-inch o.c.	Min. 0.25-inch DensDeck Prime or SECUROCK Gypsum-Fiber Roof Board	OB500	SBS-TA, APP-TA	(Optional) SBS-TA, APP-TA	SBS-TA, APP-TA	-157.5
R-159.	Existing gravel-surfaced BUR, brushed/spudded and vacuumed to remove loose gravel	Min. 1.5-inch EnergyGuard Polyiso Insulation, EnergyGuard RA, EnergyGuard RH, EnergyGuard RN or EnergyGuard Ultra	OB500, 6-inch o.c.	Min. 0.25-inch SECUROCK Gypsum-Fiber Roof Board	OB500	BP-AA or SBS-AA	(Optional) BP-AA, SBS-AA, SBS-TA or APP-TA	SBS-AA, SBS-TA or APP-TA	-157.5
R-160.	Existing smooth APP	Min. 1.5-inch EnergyGuard RA, EnergyGuard RH, EnergyGuard RN	OB500	Min. 0.25-inch DensDeck Prime or SECUROCK Gypsum-Fiber Roof Board	OB500	BP-AA, SBS-AA, SBS-TA or APP-TA	(Optional) One or more BP-AA, SBS-AA, SBS-TA or APP-TA	SBS-AA, SBS-TA or APP-TA	-165.0
R-161.	Existing smooth APP	Min. 1.5-inch EnergyGuard RA, EnergyGuard RH, EnergyGuard RN	OB500	Min. 0.5-inch Structodek High Density Fiberboard Roof Insulation	OB500	BP-AA, SBS-AA	(Optional) One or more BP-AA, SBS-AA, SBS-TA or APP-TA	SBS-AA, SBS-TA or APP-TA	-165.0

TABLE 7b: RECOVER APPLICATIONS
SYSTEM TYPE A-1: BONDED INSULATION, BONDED ROOF COVER (BASE AND TOP LAYER INSULATION)

^A The reported MDP documents the allowable maximum design pressure of the new insulation, coverboard and roof cover when adhered to the substrate, irrespective of the deck type (See [Note 1](#)) or performance of the substrate (See [Note 12](#)). The deck and substrate shall be capable of resisting the project design pressure requirements, not to exceed the noted MDP, to the satisfaction of the Authority Having Jurisdiction.

Sys No.	Substrate (Note 1 and Note 12)	Base Insulation Layer		Top Insulation Layer		Roof Cover (Note 15)			MDP (psf) ^A
		Type	Attach (Notes 6,7,8)	Type	Attach (Notes 6,7,8)	Base Ply	Ply	Cap Ply	
R-162.	Existing gravel-surfaced BUR, brushed/spudded and vacuumed to remove loose gravel	Min. 1.5-inch EnergyGuard Polyiso Insulation, EnergyGuard RA, EnergyGuard RH, EnergyGuard RN	OB500, 4-inch o.c.	Min. 0.5-inch Structodek High Density Fiberboard Roof Insulation	OB500	BP-AA, SBS-AA	(Optional) One or more BP-AA, SBS-AA, SBS-TA or APP-TA	SBS-AA, SBS-TA or APP-TA	-165.0
R-163.	Existing gravel-surfaced BUR, brushed/spudded and vacuumed to remove loose gravel	Min. 1.5-inch EnergyGuard Polyiso Insulation, EnergyGuard RA, EnergyGuard RH, EnergyGuard RN or EnergyGuard Ultra	OB500, 4-inch o.c.	Min. 0.25-inch SECUROCK Gypsum-Fiber Roof Board	OB500	BP-AA or SBS-AA	(Optional) BP-AA, SBS-AA, SBS-TA or APP-TA	SBS-AA, SBS-TA or APP-TA	-187.5
R-164.	Existing gravel-surfaced BUR, brushed/spudded and vacuumed to remove loose gravel	Min. 1.5-inch EnergyGuard Polyiso Insulation, EnergyGuard RA, EnergyGuard RH, EnergyGuard RN or EnergyGuard Ultra	OB500, 4-inch o.c.	Min. 0.25-inch DensDeck Prime	OB500	SBS-TA	(Optional) SBS-TA	SBS-TA	-200.0
R-165.	Existing gravel-surfaced BUR, brushed/spudded and vacuumed to remove loose gravel	Min. 1.5-inch EnergyGuard Polyiso Insulation, EnergyGuard RA, EnergyGuard RH, EnergyGuard RN or EnergyGuard Ultra	OB500, 4-inch o.c.	Min. 0.25-inch DensDeck Prime or SECUROCK Gypsum-Fiber Roof Board	OB500	SBS-TA, APP-TA	(Optional) SBS-TA, APP-TA	SBS-TA, APP-TA	-200.0
R-166.	Existing gravel-surfaced BUR, brushed/spudded and vacuumed to remove loose gravel	Min. 1.5-inch EnergyGuard Polyiso Insulation, EnergyGuard RA, EnergyGuard RH, EnergyGuard RN or EnergyGuard Ultra	OB500, 4-inch o.c.	Min. 0.25-inch SECUROCK Gypsum-Fiber Roof Board	OB500	BP-AA or SBS-AA	(Optional) BP-AA, SBS-AA, SBS-TA or APP-TA	SBS-AA, SBS-TA or APP-TA	-200.0
R-167.	Existing mineral surface cap	Min. 1.5-inch EnergyGuard RA or EnergyGuard RN	OB500, 6-inch o.c.	Min. 0.25-inch DensDeck Prime or SECUROCK Gypsum-Fiber Roof Board	OB500, 6-inch o.c.	BP-AA, SBS-AA, SBS-TA or APP-TA	(Optional) One or more BP-AA, SBS-AA, SBS-TA or APP-TA	SBS-AA, SBS-TA or APP-TA	-240.0
SELF-ADHERING BASE PLY WITH POLYISOCYANURATE BASE INSULATION LAYER									
R-168.	Existing smooth-surface BUR over concrete deck	Min. 0.5-inch EnergyGuard Polyiso Insulation, EnergyGuard Ultra	LRF-M, M-OSFA	Min. 0.25-inch SECUROCK Gypsum Fiber Roof Board	LRF-M, M-OSFA	SBS-SA	(Optional) SBS-TA or APP-TA	SBS-TA or APP-TA	-75.0
R-169.	Existing smooth surfaced BUR or granule surface roof cover	Min. 1.5-inch EnergyGuard RH	LRF-M, M-OSFA	Min. 0.5-inch EnergyGuard RH HD Polyiso Insulation, EnergyGuard HD Polyiso Cover Board, EnergyGuard HD Plus Polyiso Cover Board	LRF-M, M-OSFA	SBS-SA	(Optional) SBS-TA or APP-TA	SBS-TA or APP-TA	-75.0

TABLE 7b: RECOVER APPLICATIONS
SYSTEM TYPE A-1: BONDED INSULATION, BONDED ROOF COVER (BASE AND TOP LAYER INSULATION)

^A The reported MDP documents the allowable maximum design pressure of the new insulation, coverboard and roof cover when adhered to the substrate, irrespective of the deck type (See [Note 1](#)) or performance of the substrate (See [Note 12](#)). The deck and substrate shall be capable of resisting the project design pressure requirements, not to exceed the noted MDP, to the satisfaction of the Authority Having Jurisdiction.

Sys No.	Substrate (Note 1 and Note 12)	Base Insulation Layer		Top Insulation Layer		Roof Cover (Note 15)			MDP (psf) ^A
		Type	Attach (Notes 6,7,8)	Type	Attach (Notes 6,7,8)	Base Ply	Ply	Cap Ply	
R-170.	Existing gravel-surfaced BUR, brushed/spudded and vacuumed to remove loose gravel	Min. 1.5-inch EnergyGuard Polyiso Insulation, EnergyGuard RH	LRF-M	Min. 0.5-inch EnergyGuard HD Polyiso Cover Board, EnergyGuard HD Plus Polyiso Cover Board	LRF-M	SBS-SA	(Optional) SBS-TA or APP-TA	SBS-TA or APP-TA	-97.5
R-171.	Existing gravel-surfaced BUR, brushed/spudded and vacuumed to remove loose gravel	Min. 1.5-inch EnergyGuard Polyiso Insulation, EnergyGuard Ultra	LRF-M	(Optional) Additional layer(s) base insulation and/or Min. 0.25-inch SECUROCK Gypsum-Fiber Roof Board	LRF-M	SBS-SA	(Optional) SBS-TA, APP-TA	SBS-TA, APP-TA	-110.0
R-172.	Existing gravel-surfaced BUR, brushed/spudded and vacuumed to remove loose gravel	Min. 1.5-inch EnergyGuard Polyiso Insulation, EnergyGuard Ultra	LRF-M, 6-inch o.c.	(Optional) Additional layer(s) base insulation and/or Min. 0.25-inch SECUROCK Gypsum-Fiber Roof Board	LRF-M	SBS-SA	(Optional) SBS-TA, APP-TA	SBS-TA, APP-TA	-157.5
R-173.	Existing gravel-surfaced BUR, brushed/spudded and vacuumed to remove loose gravel	Min. 1.5-inch EnergyGuard Polyiso Insulation, EnergyGuard Ultra	LRF-M, 4-inch o.c.	(Optional) Additional layer(s) base insulation and/or Min. 0.25-inch SECUROCK Gypsum-Fiber Roof Board	LRF-M	SBS-SA	(Optional) SBS-TA, APP-TA	SBS-TA, APP-TA	-200.0
R-174.	Existing granule-surface BUR or modified bitumen or smooth-surface SBS modified bitumen over concrete deck	Min. 0.5-inch EnergyGuard Polyiso Insulation, EnergyGuard Ultra	LRF-M, M-OSFA	Min. 0.25-inch SECUROCK Gypsum Fiber Roof Board	LRF-M, M-OSFA	SBS-SA	(Optional) SBS-TA or APP-TA	SBS-TA or APP-TA	-225.0
R-175.	New or existing smooth- or granule-surface asphalt BUR or SBS modified bitumen or granule-surface APP modified bitumen	Min. 1.5-inch EnergyGuard Polyiso Insulation, EnergyGuard RA, EnergyGuard RN, EnergyGuard RH or EnergyGuard RM	LRF-M Canister	Min. 0.25-inch SECUROCK Gypsum-Fiber Roof Board	LRF-M Canister	BP-AA or SBS-AA	(Optional) BP-AA, SBS-AA, SBS-TA or APP-TA	SBS-AA, SBS-TA or APP-TA	-225.0
R-176.	New or existing smooth- or granule-surface asphalt BUR or SBS modified bitumen or granule-surface APP modified bitumen	Min. 1.5-inch EnergyGuard Polyiso Insulation, EnergyGuard RA, EnergyGuard RN, EnergyGuard RH or EnergyGuard RM	LRF-M Canister	Min. 0.25-inch DensDeck Prime	LRF-M Canister	SBS-TA	(Optional) SBS-TA	SBS-TA	-232.5
R-177.	New or existing smooth- or granule-surface asphalt BUR or SBS modified bitumen or granule-surface APP modified bitumen	Min. 1.5-inch EnergyGuard Polyiso Insulation, EnergyGuard RA, EnergyGuard RN, EnergyGuard RH or EnergyGuard RM	LRF-M Canister	Min. 0.25-inch DensDeck Prime	LRF-M Canister	BP-AA or SBS-AA	(Optional) BP-AA, SBS-AA, SBS-TA or APP-TA	SBS-AA, SBS-TA or APP-TA	-240.0

TABLE 7b: RECOVER APPLICATIONS
SYSTEM TYPE A-1: BONDED INSULATION, BONDED ROOF COVER (BASE AND TOP LAYER INSULATION)

^A The reported MDP documents the allowable maximum design pressure of the new insulation, coverboard and roof cover when adhered to the substrate, irrespective of the deck type (See [Note 1](#)) or performance of the substrate (See [Note 12](#)). The deck and substrate shall be capable of resisting the project design pressure requirements, not to exceed the noted MDP, to the satisfaction of the Authority Having Jurisdiction.

Sys No.	Substrate (Note 1 and Note 12)	Base Insulation Layer		Top Insulation Layer		Roof Cover (Note 15)			MDP (psf) ^A
		Type	Attach (Notes 6,7,8)	Type	Attach (Notes 6,7,8)	Base Ply	Ply	Cap Ply	
R-178.	Existing gravel-surfaced BUR, brushed/spudded and vacuumed to remove loose gravel	Min. 1.5-inch EnergyGuard Polyiso Insulation, EnergyGuard Ultra	LRF-XF	(Optional) Additional layer(s) base insulation and/or Min. 0.25-inch SECUROCK Gypsum-Fiber Roof Board	LRF-XF	SBS-SA	(Optional) SBS-TA, APP-TA	SBS-TA, APP-TA	-110.0
R-179.	Existing gravel-surfaced BUR, brushed/spudded and vacuumed to remove loose gravel	Min. 1.5-inch EnergyGuard Polyiso Insulation, EnergyGuard Ultra	LRF-XF	Min. 0.25-inch DensDeck Prime	LRF-XF	SBS-SA	(Optional) SBS-SA	SBS-SA	-110.0
R-180.	Existing gravel-surfaced BUR, brushed/spudded and vacuumed to remove loose gravel	Min. 1.5-inch EnergyGuard Polyiso Insulation, EnergyGuard Ultra	LRF-XF, 6-inch o.c.	Min. 0.25-inch DensDeck Prime	LRF-XF	SBS-SA	(Optional) SBS-SA	SBS-SA	-152.5
R-181.	Existing gravel-surfaced BUR, brushed/spudded and vacuumed to remove loose gravel	Min. 1.5-inch EnergyGuard Polyiso Insulation, EnergyGuard Ultra	LRF-XF, 6-inch o.c.	(Optional) Additional layer(s) base insulation and/or Min. 0.25-inch SECUROCK Gypsum-Fiber Roof Board	LRF-XF	SBS-SA	(Optional) SBS-TA, APP-TA	SBS-TA, APP-TA	-157.5
R-182.	Existing smooth- or granule-surface BUR or modified bitumen over concrete deck	Min. 0.5-inch EnergyGuard Polyiso Insulation, EnergyGuard Ultra	LRF-XF	Min. 0.25-inch SECUROCK Gypsum Fiber Roof Board	LRF-XF	SBS-SA	(Optional) SBS-TA or APP-TA	SBS-TA or APP-TA	-180.0
R-183.	Existing gravel-surfaced BUR, brushed/spudded and vacuumed to remove loose gravel	Min. 1.5-inch EnergyGuard Polyiso Insulation, EnergyGuard Ultra	LRF-XF, 4-inch o.c.	(Optional) Additional layer(s) base insulation	LRF-XF	SBS-SA	(Optional) SBS-TA, APP-TA	SBS-TA, APP-TA	-180.0
R-184.	Existing gravel-surfaced BUR, brushed/spudded and vacuumed to remove loose gravel	Min. 1.5-inch EnergyGuard Polyiso Insulation, EnergyGuard Ultra	LRF-XF, 4-inch o.c.	Min. 0.25-inch SECUROCK Gypsum-Fiber Roof Board	LRF-XF	SBS-SA	(Optional) SBS-TA, APP-TA	SBS-TA, APP-TA	-180.0
R-185.	Existing smooth surfaced BUR / APP modified bitumen or granule surface roof cover over structural concrete deck	Min. 1.5-inch EnergyGuard RH	OB500	Min. 0.5-inch EnergyGuard RH HD Polyiso Insulation, EnergyGuard HD Polyiso Cover Board, EnergyGuard HD Plus Polyiso Cover Board	OB500	SBS-SA	(Optional) SBS-TA or APP-TA	SBS-TA or APP-TA	-97.5
R-186.	Existing gravel-surfaced BUR, brushed/spudded and vacuumed to remove loose gravel	Min. 1.5-inch EnergyGuard Polyiso Insulation, EnergyGuard RH	OB500	Min. 0.5-inch EnergyGuard HD Polyiso Cover Board, EnergyGuard HD Plus Polyiso Cover Board	OB500	SBS-SA	(Optional) SBS-TA or APP-TA	SBS-TA or APP-TA	-97.5
R-187.	Existing gravel-surfaced BUR, brushed/spudded and vacuumed to remove loose gravel	Min. 1.5-inch EnergyGuard Polyiso Insulation, EnergyGuard Ultra	OB500	(Optional) Additional layer(s) base insulation	OB500	SBS-SA	(Optional) SBS-TA, APP-TA	SBS-TA, APP-TA	-110.0

TABLE 7b: RECOVER APPLICATIONS
SYSTEM TYPE A-1: BONDED INSULATION, BONDED ROOF COVER (BASE AND TOP LAYER INSULATION)

^A The reported MDP documents the allowable maximum design pressure of the new insulation, coverboard and roof cover when adhered to the substrate, irrespective of the deck type (See [Note 1](#)) or performance of the substrate (See [Note 12](#)). The deck and substrate shall be capable of resisting the project design pressure requirements, not to exceed the noted MDP, to the satisfaction of the Authority Having Jurisdiction.

Sys No.	Substrate (Note 1 and Note 12)	Base Insulation Layer		Top Insulation Layer		Roof Cover (Note 15)			MDP (psf) ^A
		Type	Attach (Notes 6,7,8)	Type	Attach (Notes 6,7,8)	Base Ply	Ply	Cap Ply	
R-188.	Existing gravel-surfaced BUR, brushed/spudded and vacuumed to remove loose gravel	Min. 1.5-inch EnergyGuard Polyiso Insulation, EnergyGuard RA, EnergyGuard RH, EnergyGuard RN, EnergyGuard Ultra	OB500	Min. 0.25-inch DensDeck Prime	OB500	SBS-SA	(Optional) SBS-SA	SBS-SA	-110.0
R-189.	Existing gravel-surfaced BUR, brushed/spudded and vacuumed to remove loose gravel	Min. 1.5-inch EnergyGuard Polyiso Insulation, EnergyGuard RA, EnergyGuard RH, EnergyGuard RN, EnergyGuard Ultra	OB500	Min. 0.25-inch SECUROCK Gypsum-Fiber Roof Board	OB500	SBS-SA	(Optional) SBS-TA, APP-TA	SBS-TA, APP-TA	-110.0
R-190.	Existing asphaltic roof cover	Min. 1.5-inch EnergyGuard RA, EnergyGuard RH, EnergyGuard RN	OB500	Min. 0.25-inch DensDeck, DensDeck Prime or SECUROCK Gypsum-Fiber Roof Board	OB500	SBS-SA	(Optional) SBS-SA	SBS-TA or APP-TA	-120.0
R-191.	Existing gravel-surfaced BUR, brushed/spudded and vacuumed to remove loose gravel	Min. 1.5-inch EnergyGuard Polyiso Insulation, EnergyGuard RN	OB500, 6-inch o.c.	Min. 0.25-inch SECUROCK Gypsum-Fiber Roof Board	OB500	SBS-SA	(Optional) SBS-TA, APP-TA	SBS-TA, APP-TA	-120.0
R-192.	Existing smooth APP	Min. 1.5-inch EnergyGuard RA, EnergyGuard RH, EnergyGuard RN	OB500	Min. 0.25-inch DensDeck Prime	OB500	SBS-SA	(Optional) SBS-SA	SBS-SA	-152.5
R-193.	Existing gravel-surfaced BUR, brushed/spudded and vacuumed to remove loose gravel	Min. 1.5-inch EnergyGuard Polyiso Insulation, EnergyGuard RA, EnergyGuard RH, EnergyGuard RN	OB500, 6-inch o.c.	Min. 0.25-inch DensDeck Prime	OB500	SBS-SA	(Optional) SBS-SA	SBS-SA	-152.5
R-194.	Existing gravel-surfaced BUR, brushed/spudded and vacuumed to remove loose gravel	Min. 1.5-inch EnergyGuard Polyiso Insulation, EnergyGuard Ultra	OB500, 6-inch o.c.	(Optional) Additional layer(s) base insulation	OB500	SBS-SA	(Optional) SBS-TA, APP-TA	SBS-TA, APP-TA	-157.5
R-195.	Existing gravel-surfaced BUR, brushed/spudded and vacuumed to remove loose gravel	Min. 1.5-inch EnergyGuard Polyiso Insulation, EnergyGuard RA, EnergyGuard RH, EnergyGuard RN or EnergyGuard Ultra	OB500, 6-inch o.c.	Min. 0.25-inch SECUROCK Gypsum-Fiber Roof Board	OB500	SBS-SA	(Optional) SBS-TA, APP-TA	SBS-TA, APP-TA	-157.5
R-196.	Existing smooth APP	Min. 1.5-inch EnergyGuard RA, EnergyGuard RH, EnergyGuard RN	OB500	Min. 0.25-inch DensDeck; surface shall be primed with Matrix 307 Premium Asphalt Primer or ASTM D41 primer	OB500	SBS-SA	(Optional) SBS-TA, APP-TA	SBS-TA, APP-TA	-165.0
R-197.	Existing gravel-surfaced BUR, brushed/spudded and vacuumed to remove loose gravel	Min. 1.5-inch EnergyGuard Polyiso Insulation, EnergyGuard RA, EnergyGuard RH, EnergyGuard RN	OB500, 4-inch o.c.	Min. 0.25-inch DensDeck; surface shall be primed with Matrix 307 Premium Asphalt Primer or ASTM D41 primer	OB500	SBS-SA	(Optional) SBS-TA, APP-TA	SBS-TA, APP-TA	-167.5

TABLE 7b: RECOVER APPLICATIONS
SYSTEM TYPE A-1: BONDED INSULATION, BONDED ROOF COVER (BASE AND TOP LAYER INSULATION)

^A The reported MDP documents the allowable maximum design pressure of the new insulation, coverboard and roof cover when adhered to the substrate, irrespective of the deck type (See [Note 1](#)) or performance of the substrate (See [Note 12](#)). The deck and substrate shall be capable of resisting the project design pressure requirements, not to exceed the noted MDP, to the satisfaction of the Authority Having Jurisdiction.

Sys No.	Substrate (Note 1 and Note 12)	Base Insulation Layer		Top Insulation Layer		Roof Cover (Note 15)			MDP (psf) ^A
		Type	Attach (Notes 6,7,8)	Type	Attach (Notes 6,7,8)	Base Ply	Ply	Cap Ply	
R-198.	Existing gravel-surfaced BUR, brushed/spudded and vacuumed to remove loose gravel	Min. 1.5-inch EnergyGuard Polyiso Insulation, EnergyGuard Ultra	OB500, 4-inch o.c.	(Optional) Additional layer(s) base insulation	OB500	SBS-SA	(Optional) SBS-TA, APP-TA	SBS-TA, APP-TA	-200.0
R-199.	Existing gravel-surfaced BUR, brushed/spudded and vacuumed to remove loose gravel	Min. 1.5-inch EnergyGuard Polyiso Insulation, EnergyGuard RA, EnergyGuard RH, EnergyGuard RN or EnergyGuard Ultra	OB500, 4-inch o.c.	Min. 0.25-inch SECUROCK Gypsum-Fiber Roof Board	OB500	SBS-SA	(Optional) SBS-TA, APP-TA	SBS-TA, APP-TA	-200.0
R-200.	Existing smooth- or granule-surface BUR or modified bitumen over concrete deck	Min. 0.5-inch EnergyGuard Polyiso Insulation, EnergyGuard Ultra	OB500	Min. 0.25-inch SECUROCK Gypsum Fiber Roof Board	OB500	SBS-SA	(Optional) SBS-TA or APP-TA	SBS-TA or APP-TA	-225.0
R-201.	Existing mineral surface cap	Min. 1.5-inch EnergyGuard RA or EnergyGuard RN	OB500, 6-inch o.c.	Min. 0.25-inch SECUROCK Gypsum-Fiber Roof Board (primer optional)	OB500, 6-inch o.c.	SBS-SA	(Optional) SBS-TA, APP-TA	SBS-TA, APP-TA	-240.0
VENTING SYSTEMS WITH POLYISOCYANURATE BASE INSULATION LAYER:									
R-202.	Existing asphaltic roof cover	Min. 1.5-inch EnergyGuard RA, EnergyGuard RH, EnergyGuard RN or EnergyGuard Ultra	Hot asphalt	Min. 0.75-inch EnergyGuard Perlite Roof Insulation (homogeneous)	Hot asphalt	GAFGLAS Stratavent Perforated Venting Base Sheet	(Optional) One or more BP-AA, SBS-AA	SBS-AA	-90.0
R-203.	Existing asphaltic roof cover	Min. 1.5-inch EnergyGuard RA, EnergyGuard RH, EnergyGuard RN or EnergyGuard Ultra	Hot asphalt	Min. 0.75-inch EnergyGuard Perlite Roof Insulation (homogeneous)	Hot asphalt	GAFGLAS Stratavent Perforated Venting Base Sheet	One or more BP-AA, SBS-AA	SBS-TA or APP-TA	-90.0
R-204.	Existing asphaltic roof cover	Min. 1.5-inch EnergyGuard RA, EnergyGuard RH, EnergyGuard RN or EnergyGuard Ultra	Hot asphalt	Min. 0.5-inch Structodek High Density Fiberboard Roof Insulation	Hot asphalt	GAFGLAS Stratavent Perforated Venting Base Sheet	(Optional) One or more BP-AA, SBS-AA	SBS-AA	-90.0
R-205.	Existing asphaltic roof cover	Min. 1.5-inch EnergyGuard RA, EnergyGuard RH, EnergyGuard RN or EnergyGuard Ultra	Hot asphalt	Min. 0.5-inch Structodek High Density Fiberboard Roof Insulation	Hot asphalt	GAFGLAS Stratavent Perforated Venting Base Sheet	One or more BP-AA, SBS-AA	SBS-TA or APP-TA	-90.0
R-206.	Existing asphaltic roof cover	Min. 1.5-inch EnergyGuard RA, EnergyGuard RH, EnergyGuard RN	Hot asphalt	(Optional) Additional layer(s) base insulation	Hot asphalt	GAFGLAS Stratavent Perforated Venting Base Sheet	(Optional) One or more BP-AA, SBS-AA	SBS-AA	-150.0
R-207.	Existing asphaltic roof cover	Min. 1.5-inch EnergyGuard RA, EnergyGuard RH, EnergyGuard RN	Hot asphalt	(Optional) Additional layer(s) base insulation	Hot asphalt	GAFGLAS Stratavent Perforated Venting Base Sheet	One or more BP-AA, SBS-AA	SBS-TA or APP-TA	-150.0

TABLE 7b: RECOVER APPLICATIONS
SYSTEM TYPE A-1: BONDED INSULATION, BONDED ROOF COVER (BASE AND TOP LAYER INSULATION)

^A The reported MDP documents the allowable maximum design pressure of the new insulation, coverboard and roof cover when adhered to the substrate, irrespective of the deck type (See [Note 1](#)) or performance of the substrate (See [Note 12](#)). The deck and substrate shall be capable of resisting the project design pressure requirements, not to exceed the noted MDP, to the satisfaction of the Authority Having Jurisdiction.

Sys No.	Substrate (Note 1 and Note 12)	Base Insulation Layer		Top Insulation Layer		Roof Cover (Note 15)			MDP (psf) ^A
		Type	Attach (Notes 6,7,8)	Type	Attach (Notes 6,7,8)	Base Ply	Ply	Cap Ply	
R-208.	Existing asphaltic roof cover	Min. 1.5-inch EnergyGuard Ultra	Hot asphalt	(Optional) Additional layer(s) base insulation	Hot asphalt	GAFGLAS Stratavent Perforated Venting Base Sheet	(Optional) One or more BP-AA, SBS-AA	SBS-AA	-172.5
R-209.	Existing asphaltic roof cover	Min. 1.5-inch EnergyGuard Ultra	Hot asphalt	(Optional) Additional layer(s) base insulation	Hot asphalt	GAFGLAS Stratavent Perforated Venting Base Sheet	One or more BP-AA, SBS-AA	SBS-TA or APP-TA	-172.5
R-210.	Existing asphaltic roof cover	Min. 1.5-inch EnergyGuard RA, EnergyGuard RH, EnergyGuard RN or EnergyGuard Ultra	Hot asphalt	Min. 0.25-inch DensDeck or DensDeck Prime	Hot asphalt	GAFGLAS Stratavent Perforated Venting Base Sheet	(Optional) One or more BP-AA, SBS-AA	SBS-AA	-240.0
R-211.	Existing asphaltic roof cover	Min. 1.5-inch EnergyGuard RA, EnergyGuard RH, EnergyGuard RN or EnergyGuard Ultra	Hot asphalt	Min. 0.25-inch DensDeck or DensDeck Prime	Hot asphalt	GAFGLAS Stratavent Perforated Venting Base Sheet	One or more BP-AA, SBS-AA	SBS-TA or APP-TA	-240.0
R-212.	New or existing smooth- or granule-surface asphalt BUR or SBS modified bitumen or granule-surface APP modified bitumen	Min. 1.5-inch EnergyGuard RA, EnergyGuard RH, EnergyGuard RN	LRF-M Canister	(Optional) Additional layer(s) base insulation	LRF-M Canister	GAFGLAS Stratavent Perforated Venting Base Sheet	(Optional) One or more BP-AA, SBS-AA	SBS-AA	-150.0
R-213.	New or existing smooth- or granule-surface asphalt BUR or SBS modified bitumen or granule-surface APP modified bitumen	Min. 1.5-inch EnergyGuard RA, EnergyGuard RH, EnergyGuard RN	LRF-M Canister	(Optional) Additional layer(s) base insulation	LRF-M Canister	GAFGLAS Stratavent Perforated Venting Base Sheet	One or more BP-AA, SBS-AA	SBS-TA or APP-TA	-150.0
R-214.	New or existing smooth- or granule-surface asphalt BUR or SBS modified bitumen or granule-surface APP modified bitumen	Min. 1.5-inch EnergyGuard Polyiso Insulation, EnergyGuard RA, EnergyGuard RN, EnergyGuard RH or EnergyGuard RM	LRF-M Canister	Min. 0.25-inch DensDeck Prime	LRF-M Canister	GAFGLAS Stratavent Perforated Venting Base Sheet	(Optional) One or more BP-AA, SBS-AA	SBS-AA	-240.0
R-215.	New or existing smooth- or granule-surface asphalt BUR or SBS modified bitumen or granule-surface APP modified bitumen	Min. 1.5-inch EnergyGuard Polyiso Insulation, EnergyGuard RA, EnergyGuard RN, EnergyGuard RH or EnergyGuard RM	LRF-M Canister	Min. 0.25-inch DensDeck Prime	LRF-M Canister	GAFGLAS Stratavent Perforated Venting Base Sheet	One or more BP-AA, SBS-AA	SBS-TA or APP-TA	-240.0
R-216.	Existing gravel-surfaced BUR, brushed/spudded and vacuumed to remove loose gravel	Min. 1.5-inch EnergyGuard Ultra	LRF-XF	(Optional) Additional layer(s) base insulation	LRF-XF	GAFGLAS Stratavent Perforated Venting Base Sheet	(Optional) One or more BP-AA, SBS-AA	SBS-AA	-110.0

TABLE 7b: RECOVER APPLICATIONS
SYSTEM TYPE A-1: BONDED INSULATION, BONDED ROOF COVER (BASE AND TOP LAYER INSULATION)

^A The reported MDP documents the allowable maximum design pressure of the new insulation, coverboard and roof cover when adhered to the substrate, irrespective of the deck type (See [Note 1](#)) or performance of the substrate (See [Note 12](#)). The deck and substrate shall be capable of resisting the project design pressure requirements, not to exceed the noted MDP, to the satisfaction of the Authority Having Jurisdiction.

Sys No.	Substrate (Note 1 and Note 12)	Base Insulation Layer		Top Insulation Layer		Roof Cover (Note 15)			MDP (psf) ^A
		Type	Attach (Notes 6,7,8)	Type	Attach (Notes 6,7,8)	Base Ply	Ply	Cap Ply	
R-217.	Existing gravel-surfaced BUR, brushed/spudded and vacuumed to remove loose gravel	Min. 1.5-inch EnergyGuard Ultra	LRF-XF	(Optional) Additional layer(s) base insulation	LRF-XF	GAFGLAS Stratavent Perforated Venting Base Sheet	One or more BP-AA, SBS-AA	SBS-TA or APP-TA	-110.0
R-218.	Existing gravel-surfaced BUR, brushed/spudded and vacuumed to remove loose gravel	Min. 1.5-inch EnergyGuard Polyiso Insulation, EnergyGuard RA, EnergyGuard RH or EnergyGuard Ultra	LRF-XF	Min. 0.25-inch DensDeck Prime	LRF-XF	GAFGLAS Stratavent Perforated Venting Base Sheet	(Optional) One or more BP-AA, SBS-AA	SBS-AA	-110.0
R-219.	Existing gravel-surfaced BUR, brushed/spudded and vacuumed to remove loose gravel	Min. 1.5-inch EnergyGuard Polyiso Insulation, EnergyGuard RA, EnergyGuard RH or EnergyGuard Ultra	LRF-XF	Min. 0.25-inch DensDeck Prime	LRF-XF	GAFGLAS Stratavent Perforated Venting Base Sheet	One or more BP-AA, SBS-AA	SBS-TA or APP-TA	-110.0
R-220.	Existing gravel-surfaced BUR, brushed/spudded and vacuumed to remove loose gravel	Min. 1.5-inch EnergyGuard Ultra	LRF-XF, 6-inch o.c.	(Optional) Additional layer(s) base insulation	LRF-XF	GAFGLAS Stratavent Perforated Venting Base Sheet	(Optional) One or more BP-AA, SBS-AA	SBS-AA	-157.5
R-221.	Existing gravel-surfaced BUR, brushed/spudded and vacuumed to remove loose gravel	Min. 1.5-inch EnergyGuard Ultra	LRF-XF, 6-inch o.c.	(Optional) Additional layer(s) base insulation	LRF-XF	GAFGLAS Stratavent Perforated Venting Base Sheet	One or more BP-AA, SBS-AA	SBS-TA or APP-TA	-157.5
R-222.	Existing gravel-surfaced BUR, brushed/spudded and vacuumed to remove loose gravel	Min. 1.5-inch EnergyGuard Polyiso Insulation, EnergyGuard RA, EnergyGuard RH or EnergyGuard Ultra	LRF-XF, 6-inch o.c.	Min. 0.25-inch DensDeck Prime	LRF-XF	GAFGLAS Stratavent Perforated Venting Base Sheet	(Optional) One or more BP-AA, SBS-AA	SBS-AA	-157.5
R-223.	Existing gravel-surfaced BUR, brushed/spudded and vacuumed to remove loose gravel	Min. 1.5-inch EnergyGuard Polyiso Insulation, EnergyGuard RA, EnergyGuard RH or EnergyGuard Ultra	LRF-XF, 6-inch o.c.	Min. 0.25-inch DensDeck Prime	LRF-XF	GAFGLAS Stratavent Perforated Venting Base Sheet	One or more BP-AA, SBS-AA	SBS-TA or APP-TA	-157.5
R-224.	Existing gravel-surfaced BUR, brushed/spudded and vacuumed to remove loose gravel	Min. 1.5-inch EnergyGuard Ultra	LRF-XF, 4-inch o.c.	(Optional) Additional layer(s) base insulation	LRF-XF	GAFGLAS Stratavent Perforated Venting Base Sheet	(Optional) One or more BP-AA, SBS-AA	SBS-AA	-172.5
R-225.	Existing gravel-surfaced BUR, brushed/spudded and vacuumed to remove loose gravel	Min. 1.5-inch EnergyGuard Ultra	LRF-XF, 4-inch o.c.	(Optional) Additional layer(s) base insulation	LRF-XF	GAFGLAS Stratavent Perforated Venting Base Sheet	One or more BP-AA, SBS-AA	SBS-TA or APP-TA	-172.5

TABLE 7b: RECOVER APPLICATIONS
SYSTEM TYPE A-1: BONDED INSULATION, BONDED ROOF COVER (BASE AND TOP LAYER INSULATION)

^A The reported MDP documents the allowable maximum design pressure of the new insulation, coverboard and roof cover when adhered to the substrate, irrespective of the deck type (See [Note 1](#)) or performance of the substrate (See [Note 12](#)). The deck and substrate shall be capable of resisting the project design pressure requirements, not to exceed the noted MDP, to the satisfaction of the Authority Having Jurisdiction.

Sys No.	Substrate (Note 1 and Note 12)	Base Insulation Layer		Top Insulation Layer		Roof Cover (Note 15)			MDP (psf) ^A
		Type	Attach (Notes 6,7,8)	Type	Attach (Notes 6,7,8)	Base Ply	Ply	Cap Ply	
R-226.	Existing gravel-surfaced BUR, brushed/spudded and vacuumed to remove loose gravel	Min. 1.5-inch EnergyGuard Polyiso Insulation, EnergyGuard RA, EnergyGuard RH or EnergyGuard Ultra	LRF-XF	Min. 0.25-inch DensDeck Prime	LRF-XF	GAFGLAS Stratavent Perforated Venting Base Sheet	(Optional) One or more BP-AA, SBS-AA	SBS-AA	-200.0
R-227.	Existing gravel-surfaced BUR, brushed/spudded and vacuumed to remove loose gravel	Min. 1.5-inch EnergyGuard Polyiso Insulation, EnergyGuard RA, EnergyGuard RH or EnergyGuard Ultra	LRF-XF	Min. 0.25-inch DensDeck Prime	LRF-XF	GAFGLAS Stratavent Perforated Venting Base Sheet	One or more BP-AA, SBS-AA	SBS-TA or APP-TA	-200.0
R-228.	Existing gravel-surfaced BUR, brushed/spudded and vacuumed to remove loose gravel	Min. 1.5-inch EnergyGuard Polyiso Insulation, EnergyGuard RA, EnergyGuard RH, EnergyGuard RN or EnergyGuard Ultra	OB500	Min. 0.5-inch Structodek High Density Fiberboard Roof Insulation	OB500	GAFGLAS Stratavent Perforated Venting Base Sheet	(Optional) One or more BP-AA, SBS-AA	SBS-AA	-90.0
R-229.	Existing gravel-surfaced BUR, brushed/spudded and vacuumed to remove loose gravel	Min. 1.5-inch EnergyGuard Polyiso Insulation, EnergyGuard RA, EnergyGuard RH, EnergyGuard RN or EnergyGuard Ultra	OB500	Min. 0.5-inch Structodek High Density Fiberboard Roof Insulation	OB500	GAFGLAS Stratavent Perforated Venting Base Sheet	One or more BP-AA, SBS-AA	SBS-TA or APP-TA	-90.0
R-230.	Existing gravel-surfaced BUR, brushed/spudded and vacuumed to remove loose gravel	Min. 1.5-inch EnergyGuard Ultra	OB500	(Optional) Additional layer(s) base insulation	OB500	GAFGLAS Stratavent Perforated Venting Base Sheet	(Optional) One or more BP-AA, SBS-AA	SBS-AA	-110.0
R-231.	Existing gravel-surfaced BUR, brushed/spudded and vacuumed to remove loose gravel	Min. 1.5-inch EnergyGuard Ultra	OB500	(Optional) Additional layer(s) base insulation	OB500	GAFGLAS Stratavent Perforated Venting Base Sheet	One or more BP-AA, SBS-AA	SBS-TA or APP-TA	-110.0
R-232.	Existing gravel-surfaced BUR, brushed/spudded and vacuumed to remove loose gravel	Min. 1.5-inch EnergyGuard Polyiso Insulation, EnergyGuard RA, EnergyGuard RH, EnergyGuard RN or EnergyGuard Ultra	OB500	Min. 0.25-inch DensDeck or DensDeck Prime	OB500	GAFGLAS Stratavent Perforated Venting Base Sheet	(Optional) One or more BP-AA, SBS-AA	SBS-AA	-110.0
R-233.	Existing gravel-surfaced BUR, brushed/spudded and vacuumed to remove loose gravel	Min. 1.5-inch EnergyGuard Polyiso Insulation, EnergyGuard RA, EnergyGuard RH, EnergyGuard RN or EnergyGuard Ultra	OB500	Min. 0.25-inch DensDeck or DensDeck Prime	OB500	GAFGLAS Stratavent Perforated Venting Base Sheet	One or more BP-AA, SBS-AA	SBS-TA or APP-TA	-110.0
R-234.	Existing gravel-surfaced BUR, brushed/spudded and vacuumed to remove loose gravel	Min. 1.5-inch EnergyGuard Ultra	OB500, 6-inch o.c.	(Optional) Additional layer(s) base insulation	OB500	GAFGLAS Stratavent Perforated Venting Base Sheet	(Optional) One or more BP-AA, SBS-AA	SBS-AA	-150.0

TABLE 7b: RECOVER APPLICATIONS
SYSTEM TYPE A-1: BONDED INSULATION, BONDED ROOF COVER (BASE AND TOP LAYER INSULATION)

^A The reported MDP documents the allowable maximum design pressure of the new insulation, coverboard and roof cover when adhered to the substrate, irrespective of the deck type (See [Note 1](#)) or performance of the substrate (See [Note 12](#)). The deck and substrate shall be capable of resisting the project design pressure requirements, not to exceed the noted MDP, to the satisfaction of the Authority Having Jurisdiction.

Sys No.	Substrate (Note 1 and Note 12)	Base Insulation Layer		Top Insulation Layer		Roof Cover (Note 15)			MDP (psf) ^A
		Type	Attach (Notes 6,7,8)	Type	Attach (Notes 6,7,8)	Base Ply	Ply	Cap Ply	
R-235.	Existing gravel-surfaced BUR, brushed/spudded and vacuumed to remove loose gravel	Min. 1.5-inch EnergyGuard Ultra	OB500, 6-inch o.c.	(Optional) Additional layer(s) base insulation	OB500	GAFGLAS Stratavent Perforated Venting Base Sheet	One or more BP-AA, SBS-AA	SBS-TA or APP-TA	-150.0
R-236.	Existing gravel-surfaced BUR, brushed/spudded and vacuumed to remove loose gravel	Min. 1.5-inch EnergyGuard Polyiso Insulation, EnergyGuard RA, EnergyGuard RH, EnergyGuard RN or EnergyGuard Ultra	OB500, 6-inch o.c.	Min. 0.25-inch DensDeck or DensDeck Prime	OB500	GAFGLAS Stratavent Perforated Venting Base Sheet	(Optional) One or more BP-AA, SBS-AA	SBS-AA	-150.0
R-237.	Existing gravel-surfaced BUR, brushed/spudded and vacuumed to remove loose gravel	Min. 1.5-inch EnergyGuard Polyiso Insulation, EnergyGuard RA, EnergyGuard RH, EnergyGuard RN or EnergyGuard Ultra	OB500, 6-inch o.c.	Min. 0.25-inch DensDeck or DensDeck Prime	OB500	GAFGLAS Stratavent Perforated Venting Base Sheet	One or more BP-AA, SBS-AA	SBS-TA or APP-TA	-150.0
COLD-APPLIED SYSTEMS WITH POLYISOCYANURATE BASE INSULATION LAYER:									
R-238.	Existing asphalt BUR	Min. 1.5-inch EnergyGuard RA, EnergyGuard RH, EnergyGuard RN	Hot asphalt	Min. 0.25-inch DensDeck Prime or SECUROCK Gypsum-Fiber Roof Board	Hot asphalt	SBS-CA1	None	SBS-CA1	-120.0
R-239.	Existing mineral surface cap	Min. 1.5-inch EnergyGuard RA, EnergyGuard RH, EnergyGuard RN	Hot asphalt	Min. 0.25-inch DensDeck Prime or SECUROCK Gypsum-Fiber Roof Board	Hot asphalt	SBS-CA1	None	SBS-CA1	-127.5
R-240.	Existing smooth surfaced BUR or granule surface roof cover	Min. 1.5-inch EnergyGuard RH	LRF-M, LRF-M Canister or M-OSFA	Min. 0.5-inch EnergyGuard RH HD Polyiso Insulation, EnergyGuard HD Polyiso Cover Board, EnergyGuard HD Plus Polyiso Cover Board	LRF-M, LRF-M Canister or M-OSFA	SBS-CA or SBS-CA1	None	SBS-CA or SBS-CA1	-75.0
R-241.	Existing gravel-surfaced BUR, brushed/spudded and vacuumed to remove loose gravel	Min. 1.5-inch EnergyGuard Polyiso Insulation, EnergyGuard RA, EnergyGuard RH, EnergyGuard RN	LRF-M	Min. 0.25-inch DensDeck Prime or SECUROCK Gypsum-Fiber Roof Board	LRF-M	SBS-CA1	None	SBS-CA1	-110.0
R-242.	Existing gravel-surfaced BUR, brushed/spudded and vacuumed to remove loose gravel	Min. 1.5-inch EnergyGuard Polyiso Insulation, EnergyGuard RA, EnergyGuard RH, EnergyGuard RN	LRF-M, 6-inch o.c.	Min. 0.25-inch DensDeck Prime	LRF-M	SBS-CA1	None	SBS-CA1	-127.5
R-243.	Existing gravel-surfaced BUR, brushed/spudded and vacuumed to remove loose gravel	Min. 1.5-inch EnergyGuard Polyiso Insulation, EnergyGuard RA, EnergyGuard RH, EnergyGuard RN	LRF-M, 6-inch o.c.	Min. 0.25-inch SECUROCK Gypsum-Fiber Roof Board	LRF-M	SBS-CA1	None	SBS-CA1	-157.5

TABLE 7b: RECOVER APPLICATIONS
SYSTEM TYPE A-1: BONDED INSULATION, BONDED ROOF COVER (BASE AND TOP LAYER INSULATION)

^A The reported MDP documents the allowable maximum design pressure of the new insulation, coverboard and roof cover when adhered to the substrate, irrespective of the deck type (See [Note 1](#)) or performance of the substrate (See [Note 12](#)). The deck and substrate shall be capable of resisting the project design pressure requirements, not to exceed the noted MDP, to the satisfaction of the Authority Having Jurisdiction.

Sys No.	Substrate (Note 1 and Note 12)	Base Insulation Layer		Top Insulation Layer		Roof Cover (Note 15)			MDP (psf) ^A
		Type	Attach (Notes 6,7,8)	Type	Attach (Notes 6,7,8)	Base Ply	Ply	Cap Ply	
R-244.	Existing gravel-surfaced BUR, brushed/spudded and vacuumed to remove loose gravel	Min. 1.5-inch EnergyGuard Polyiso Insulation, EnergyGuard RA, EnergyGuard RH, EnergyGuard RN	LRF-M, 4-inch o.c.	Min. 0.25-inch SECUROCK Gypsum-Fiber Roof Board	LRF-M	SBS-CA1	None	SBS-CA1	-172.5
R-245.	New or existing smooth- or granule-surface asphalt BUR or SBS modified bitumen or granule-surface APP modified bitumen	Min. 1.5-inch EnergyGuard Polyiso Insulation, EnergyGuard RA, EnergyGuard RN, EnergyGuard RH or EnergyGuard RM	LRF-M Canister	Min. 0.25-inch DensDeck Prime	LRF-M Canister	SBS-CA1	None	SBS-CA1	-127.5
R-246.	New or existing smooth- or granule-surface asphalt BUR or SBS modified bitumen or granule-surface APP modified bitumen	Min. 1.5-inch EnergyGuard Polyiso Insulation, EnergyGuard RA, EnergyGuard RN, EnergyGuard RH or EnergyGuard RM	LRF-M Canister	Min. 0.25-inch SECUROCK Gypsum-Fiber Roof Board	LRF-M Canister	SBS-CA1	None	SBS-CA1	-172.5
R-247.	Existing gravel-surfaced BUR, brushed/spudded and vacuumed to remove loose gravel	Min. 1.5-inch EnergyGuard Polyiso Insulation, EnergyGuard RA, EnergyGuard RH	LRF-XF	Min. 0.25-inch DensDeck Prime or SECUROCK Gypsum-Fiber Roof Board	LRF-XF	SBS-CA1	None	SBS-CA1	-110.0
R-248.	Existing gravel-surfaced BUR, brushed/spudded and vacuumed to remove loose gravel	Min. 1.5-inch EnergyGuard Polyiso Insulation, EnergyGuard RA, EnergyGuard RH	LRF-XF, 6-inch o.c.	Min. 0.25-inch DensDeck Prime	LRF-XF	SBS-CA1	None	SBS-CA1	-127.5
R-249.	Existing gravel-surfaced BUR, brushed/spudded and vacuumed to remove loose gravel	Min. 1.5-inch EnergyGuard Polyiso Insulation, EnergyGuard RA, EnergyGuard RH	LRF-XF, 6-inch o.c.	Min. 0.25-inch SECUROCK Gypsum-Fiber Roof Board	LRF-XF	SBS-CA1	None	SBS-CA1	-157.5
R-250.	Existing gravel-surfaced BUR, brushed/spudded and vacuumed to remove loose gravel	Min. 1.5-inch EnergyGuard Polyiso Insulation, EnergyGuard RA, EnergyGuard RH	LRF-XF, 4-inch o.c.	Min. 0.25-inch SECUROCK Gypsum-Fiber Roof Board	LRF-XF	SBS-CA1	None	SBS-CA1	-172.5
R-251.	Existing asphaltic roof cover or gravel-surfaced BUR, brushed/spudded and vacuumed to remove loose gravel	Min. 1.5-inch EnergyGuard Polyiso Insulation, EnergyGuard RA, EnergyGuard RH, EnergyGuard RN	OB500	Min. 0.5-inch Structodek High Density Fiberboard Roof Insulation	OB500	SBS-CA	None	SBS-CA	-45.0

TABLE 7b: RECOVER APPLICATIONS
SYSTEM TYPE A-1: BONDED INSULATION, BONDED ROOF COVER (BASE AND TOP LAYER INSULATION)

^A The reported MDP documents the allowable maximum design pressure of the new insulation, coverboard and roof cover when adhered to the substrate, irrespective of the deck type (See [Note 1](#)) or performance of the substrate (See [Note 12](#)). The deck and substrate shall be capable of resisting the project design pressure requirements, not to exceed the noted MDP, to the satisfaction of the Authority Having Jurisdiction.

Sys No.	Substrate (Note 1 and Note 12)	Base Insulation Layer		Top Insulation Layer		Roof Cover (Note 15)			MDP (psf) ^A
		Type	Attach (Notes 6,7,8)	Type	Attach (Notes 6,7,8)	Base Ply	Ply	Cap Ply	
R-252.	Existing smooth surfaced BUR / APP modified bitumen, granule surface roof cover or gravel-surfaced BUR, brushed/spudded and vacuumed to remove loose gravel over structural concrete deck	Min. 1.5-inch EnergyGuard Polyiso Insulation, EnergyGuard RH	OB500	Min. 0.5-inch EnergyGuard RH HD Polyiso Insulation, EnergyGuard HD Polyiso Cover Board, EnergyGuard HD Plus Polyiso Cover Board	OB500	SBS-CA or SBS-CA1	None	SBS-CA or SBS-CA1	-97.5
R-253.	Existing gravel-surfaced BUR, brushed/spudded and vacuumed to remove loose gravel	Min. 1.5-inch EnergyGuard Polyiso Insulation, EnergyGuard RA, EnergyGuard RH, EnergyGuard RN	OB500	Min. 0.25-inch DensDeck Prime or SECUROCK Gypsum-Fiber Roof Board	OB500	SBS-CA1	None	SBS-CA1	-110.0
R-254.	Existing asphalt BUR	Min. 1.5-inch EnergyGuard RA, EnergyGuard RH, EnergyGuard RN	OB500	Min. 0.25-inch DensDeck Prime or SECUROCK Gypsum-Fiber Roof Board	OB500	SBS-CA1	None	SBS-CA1	-120.0
R-255.	Existing smooth APP or mineral surface cap	Min. 1.5-inch EnergyGuard RA, EnergyGuard RH, EnergyGuard RN	OB500	Min. 0.25-inch DensDeck Prime	OB500	SBS-CA1	None	SBS-CA1	-127.5
R-256.	Existing gravel-surfaced BUR, brushed/spudded and vacuumed to remove loose gravel	Min. 1.5-inch EnergyGuard Polyiso Insulation, EnergyGuard RA, EnergyGuard RH, EnergyGuard RN	OB500, 6-inch o.c.	Min. 0.25-inch DensDeck Prime	OB500	SBS-CA1	None	SBS-CA1	-127.5
R-257.	Existing gravel-surfaced BUR, brushed/spudded and vacuumed to remove loose gravel	Min. 1.5-inch EnergyGuard Polyiso Insulation, EnergyGuard RA, EnergyGuard RH, EnergyGuard RN	OB500, 6-inch o.c.	Min. 0.25-inch SECUROCK Gypsum-Fiber Roof Board	OB500	SBS-CA1	None	SBS-CA1	-157.5
R-258.	Existing smooth APP	Min. 1.5-inch EnergyGuard RA, EnergyGuard RH, EnergyGuard RN	OB500	Min. 0.25-inch SECUROCK Gypsum-Fiber Roof Board	OB500	SBS-CA1	None	SBS-CA1	-165.0
R-259.	Existing mineral surface cap	Min. 1.5-inch EnergyGuard RA, EnergyGuard RH, EnergyGuard RN	OB500	Min. 0.25-inch SECUROCK Gypsum-Fiber Roof Board	OB500	SBS-CA1	None	SBS-CA1	-172.5
R-260.	Existing gravel-surfaced BUR, brushed/spudded and vacuumed to remove loose gravel	Min. 1.5-inch EnergyGuard Polyiso Insulation, EnergyGuard RA, EnergyGuard RH, EnergyGuard RN	OB500, 4-inch o.c.	Min. 0.25-inch SECUROCK Gypsum-Fiber Roof Board	OB500	SBS-CA1	None	SBS-CA1	-172.5
HYBRID HOT/COLD-APPLIED SYSTEMS WITH POLYISOCYANURATE BASE INSULATION LAYER:									
R-261.	Existing asphalt BUR	Min. 1.5-inch EnergyGuard RA, EnergyGuard RH, EnergyGuard RN	Hot asphalt	Min. 0.25-inch DensDeck Prime or SECUROCK Gypsum-Fiber Roof Board	Hot asphalt	BP-AA or SBS-AA	(Optional) BP-AA or SBS-AA	SBS-CA1	-120.0

TABLE 7b: RECOVER APPLICATIONS
SYSTEM TYPE A-1: BONDED INSULATION, BONDED ROOF COVER (BASE AND TOP LAYER INSULATION)

^A The reported MDP documents the allowable maximum design pressure of the new insulation, coverboard and roof cover when adhered to the substrate, irrespective of the deck type (See [Note 1](#)) or performance of the substrate (See [Note 12](#)). The deck and substrate shall be capable of resisting the project design pressure requirements, not to exceed the noted MDP, to the satisfaction of the Authority Having Jurisdiction.

Sys No.	Substrate (Note 1 and Note 12)	Base Insulation Layer		Top Insulation Layer		Roof Cover (Note 15)			MDP (psf) ^A
		Type	Attach (Notes 6,7,8)	Type	Attach (Notes 6,7,8)	Base Ply	Ply	Cap Ply	
R-262.	Existing mineral surface cap	Min. 1.5-inch EnergyGuard RA, EnergyGuard RH, EnergyGuard RN	Hot asphalt	Min. 0.25-inch DensDeck Prime or SECUROCK Gypsum-Fiber Roof Board	Hot asphalt	BP-AA or SBS-AA	(Optional) BP-AA or SBS-AA	SBS-CA1	-127.5
R-263.	Existing gravel-surfaced BUR, brushed/spudded and vacuumed to remove loose gravel	Min. 1.5-inch EnergyGuard Polyiso Insulation, EnergyGuard RA, EnergyGuard RH, EnergyGuard RN	LRF-M	Min. 0.25-inch DensDeck Prime or SECUROCK Gypsum-Fiber Roof Board	LRF-M	BP-AA or SBS-AA	(Optional) BP-AA or SBS-AA	SBS-CA1	-110.0
R-264.	Existing gravel-surfaced BUR, brushed/spudded and vacuumed to remove loose gravel	Min. 1.5-inch EnergyGuard Polyiso Insulation, EnergyGuard RA, EnergyGuard RH, EnergyGuard RN	LRF-M, 6-inch o.c.	Min. 0.25-inch DensDeck Prime	LRF-M	BP-AA or SBS-AA	(Optional) BP-AA or SBS-AA	SBS-CA1	-127.5
R-265.	Existing gravel-surfaced BUR, brushed/spudded and vacuumed to remove loose gravel	Min. 1.5-inch EnergyGuard Polyiso Insulation, EnergyGuard RA, EnergyGuard RH, EnergyGuard RN	LRF-M, 6-inch o.c.	Min. 0.25-inch SECUROCK Gypsum-Fiber Roof Board	LRF-M	BP-AA or SBS-AA	(Optional) BP-AA or SBS-AA	SBS-CA1	-157.5
R-266.	Existing gravel-surfaced BUR, brushed/spudded and vacuumed to remove loose gravel	Min. 1.5-inch EnergyGuard Polyiso Insulation, EnergyGuard RA, EnergyGuard RH, EnergyGuard RN	LRF-M, 4-inch o.c.	Min. 0.25-inch SECUROCK Gypsum-Fiber Roof Board	LRF-M	BP-AA or SBS-AA	(Optional) BP-AA or SBS-AA	SBS-CA1	-172.5
R-267.	New or existing smooth- or granule-surface asphalt BUR or SBS modified bitumen or granule-surface APP modified bitumen	Min. 1.5-inch EnergyGuard Polyiso Insulation, EnergyGuard RA, EnergyGuard RN, EnergyGuard RH or EnergyGuard RM	LRF-M Canister	Min. 0.25-inch DensDeck Prime	LRF-M Canister	BP-AA or SBS-AA	(Optional) BP-AA or SBS-AA	SBS-CA1	-127.5
R-268.	New or existing smooth- or granule-surface asphalt BUR or SBS modified bitumen or granule-surface APP modified bitumen	Min. 1.5-inch EnergyGuard Polyiso Insulation, EnergyGuard RA, EnergyGuard RN, EnergyGuard RH or EnergyGuard RM	LRF-M Canister	Min. 0.25-inch SECUROCK Gypsum-Fiber Roof Board	LRF-M Canister	BP-AA or SBS-AA	(Optional) BP-AA or SBS-AA	SBS-CA1	-172.5
R-269.	Existing gravel-surfaced BUR, brushed/spudded and vacuumed to remove loose gravel	Min. 1.5-inch EnergyGuard Polyiso Insulation, EnergyGuard RA, EnergyGuard RH	LRF-XF	Min. 0.25-inch DensDeck Prime or SECUROCK Gypsum-Fiber Roof Board	LRF-XF	BP-AA or SBS-AA	(Optional) BP-AA or SBS-AA	SBS-CA1	-110.0
R-270.	Existing gravel-surfaced BUR, brushed/spudded and vacuumed to remove loose gravel	Min. 1.5-inch EnergyGuard Polyiso Insulation, EnergyGuard RA, EnergyGuard RH	LRF-XF, 6-inch o.c.	Min. 0.25-inch DensDeck Prime	LRF-XF	BP-AA or SBS-AA	(Optional) BP-AA or SBS-AA	SBS-CA1	-127.5
R-271.	Existing gravel-surfaced BUR, brushed/spudded and vacuumed to remove loose gravel	Min. 1.5-inch EnergyGuard Polyiso Insulation, EnergyGuard RA, EnergyGuard RH	LRF-XF, 6-inch o.c.	Min. 0.25-inch SECUROCK Gypsum-Fiber Roof Board	LRF-XF	BP-AA or SBS-AA	(Optional) BP-AA or SBS-AA	SBS-CA1	-157.5

TABLE 7b: RECOVER APPLICATIONS
SYSTEM TYPE A-1: BONDED INSULATION, BONDED ROOF COVER (BASE AND TOP LAYER INSULATION)

^A The reported MDP documents the allowable maximum design pressure of the new insulation, coverboard and roof cover when adhered to the substrate, irrespective of the deck type (See [Note 1](#)) or performance of the substrate (See [Note 12](#)). The deck and substrate shall be capable of resisting the project design pressure requirements, not to exceed the noted MDP, to the satisfaction of the Authority Having Jurisdiction.

Sys No.	Substrate (Note 1 and Note 12)	Base Insulation Layer		Top Insulation Layer		Roof Cover (Note 15)			MDP (psf) ^A
		Type	Attach (Notes 6,7,8)	Type	Attach (Notes 6,7,8)	Base Ply	Ply	Cap Ply	
R-272.	Existing gravel-surfaced BUR, brushed/spudded and vacuumed to remove loose gravel	Min. 1.5-inch EnergyGuard Polyiso Insulation, EnergyGuard RA, EnergyGuard RH	LRF-XF, 4-inch o.c.	Min. 0.25-inch SECUROCK Gypsum-Fiber Roof Board	LRF-XF	BP-AA or SBS-AA	(Optional) BP-AA or SBS-AA	SBS-CA1	-172.5
R-273.	Existing asphalt BUR	Min. 1.5-inch EnergyGuard RA, EnergyGuard RH, EnergyGuard RN	OB500	Min. 0.25-inch DensDeck Prime or SECUROCK Gypsum-Fiber Roof Board	OB500	BP-AA or SBS-AA	(Optional) BP-AA or SBS-AA	SBS-CA1	-120.0
R-274.	Existing smooth APP or mineral surface cap	Min. 1.5-inch EnergyGuard RA, EnergyGuard RH, EnergyGuard RN	OB500	Min. 0.25-inch DensDeck Prime	OB500	BP-AA or SBS-AA	(Optional) BP-AA or SBS-AA	SBS-CA1	-127.5
R-275.	Existing smooth APP	Min. 1.5-inch EnergyGuard RA, EnergyGuard RH, EnergyGuard RN	OB500	Min. 0.25-inch SECUROCK Gypsum-Fiber Roof Board	OB500	BP-AA or SBS-AA	(Optional) BP-AA or SBS-AA	SBS-CA1	-165.0
R-276.	Existing mineral surface cap	Min. 1.5-inch EnergyGuard RA, EnergyGuard RH, EnergyGuard RN	OB500	Min. 0.25-inch SECUROCK Gypsum-Fiber Roof Board	OB500	BP-AA or SBS-AA	(Optional) BP-AA or SBS-AA	SBS-CA1	-172.5
R-277.	Existing gravel-surfaced BUR, brushed/spudded and vacuumed to remove loose gravel	Min. 1.5-inch EnergyGuard Polyiso Insulation, EnergyGuard RA, EnergyGuard RH, EnergyGuard RN	OB500	Min. 0.25-inch DensDeck Prime or SECUROCK Gypsum-Fiber Roof Board	OB500	BP-AA or SBS-AA	(Optional) BP-AA or SBS-AA	SBS-CA1	-110.0
R-278.	Existing gravel-surfaced BUR, brushed/spudded and vacuumed to remove loose gravel	Min. 1.5-inch EnergyGuard Polyiso Insulation, EnergyGuard RA, EnergyGuard RH, EnergyGuard RN	OB500, 6-inch o.c.	Min. 0.25-inch DensDeck Prime	OB500	BP-AA or SBS-AA	(Optional) BP-AA or SBS-AA	SBS-CA1	-127.5
R-279.	Existing gravel-surfaced BUR, brushed/spudded and vacuumed to remove loose gravel	Min. 1.5-inch EnergyGuard Polyiso Insulation, EnergyGuard RA, EnergyGuard RH, EnergyGuard RN	OB500, 6-inch o.c.	Min. 0.25-inch SECUROCK Gypsum-Fiber Roof Board	OB500	BP-AA or SBS-AA	(Optional) BP-AA or SBS-AA	SBS-CA1	-157.5
R-280.	Existing gravel-surfaced BUR, brushed/spudded and vacuumed to remove loose gravel	Min. 1.5-inch EnergyGuard Polyiso Insulation, EnergyGuard RA, EnergyGuard RH, EnergyGuard RN	OB500, 4-inch o.c.	Min. 0.25-inch SECUROCK Gypsum-Fiber Roof Board	OB500	BP-AA or SBS-AA	(Optional) BP-AA or SBS-AA	SBS-CA1	-172.5